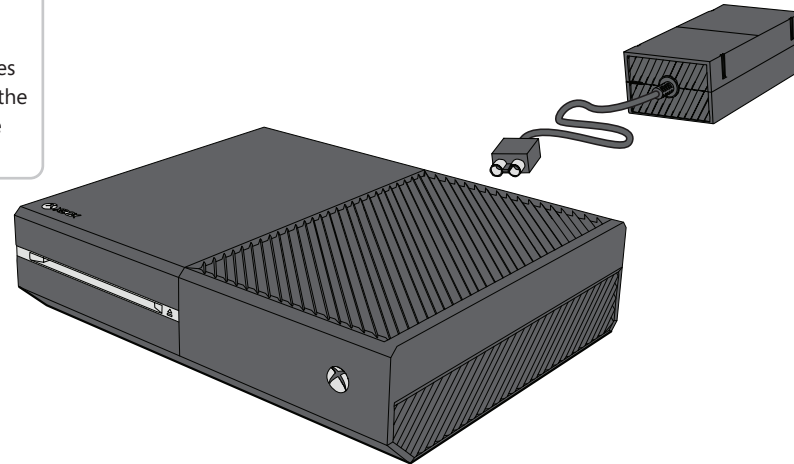


Xbox One Packing Instructions



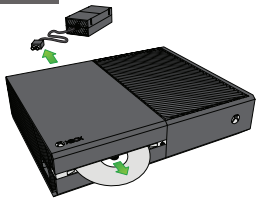
SEND

- Console
- Power supply unit (PSU)
- Power cord
- Any accessories requested by the representative



Any accessories requested by the representative

1



- Disconnect your power supply, Kinect and all accessories from the console.
- If a disc is stuck in the tray, please go here for instructions.

<http://support.xbox.com/en-US/xbox-360/disc-drive/manually-eject-disc>

2



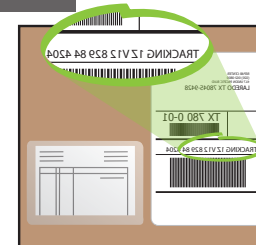
- Insert the console into the provided aircell bag.
- Place the bag into the box.
- Fold the excess material over console.
- Place the power supply on top.
- Fold the box flaps over to cover the PSU and tape the flaps closed.

3



- Seal the box with the packing tape provided.
- Attach the return delivery label over the original delivery label.

4



- Write down the tracking number from the delivery label.
- You can visit <https://myservice.xbox.com> to check your repair status at any time.

5



- Deliver the package and keep your delivery receipt.
- You are responsible for any pick up charges.