


Xbox One Packing Instructions



SEND

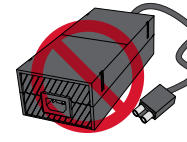
Please remove all accessories. Only send the console.




DO NOT SEND



Controllers



Power supply



Games or DVDs



USB



Messenger kit



Headset

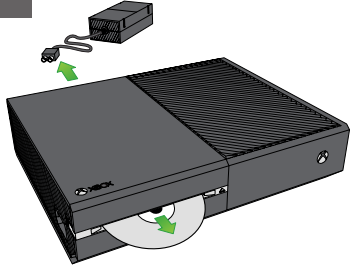


Kinect



HDMI cables

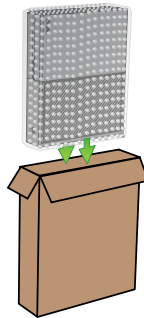
1



- Disconnect your power supply, Kinect and all accessories from the console.
- If a disc is stuck in the tray, please go here for instructions.

<http://support.xbox.com/en-US/xbox-one/system/manually-eject-disc>

2



- Obtain a shipping box and bubble wrap
- Wrap your console with bubble wrap and put the console in the box.
- Make sure the console fits snugly to reduce possible shipping damage. Microsoft is not responsible for any shipping damage.

3



- Seal the box with packing tape.
- Attach the shipping label to the box.
- Write down the tracking number from the shipping label.
- You can visit <https://myservice.xbox.com/> to check your repair status at any time.

4



- Ship the package and keep your shipping receipt.
- You are responsible for any pick up charges.