



Visual Studio **ALM** Days 2012



Test Management mit Visual Studio 2012

Nico Orschel, AIT

Frank Maar, Microsoft Deutschland GmbH

Agenda

Formales Testing

Testplanung

Wiederverwendbarkeit und Versionierung

Durchführung und Auswertung

Typische Szenarien Fehler prüfen, Test Impact Analyse

Agiles Testing

Unterschied zu agilen Tests

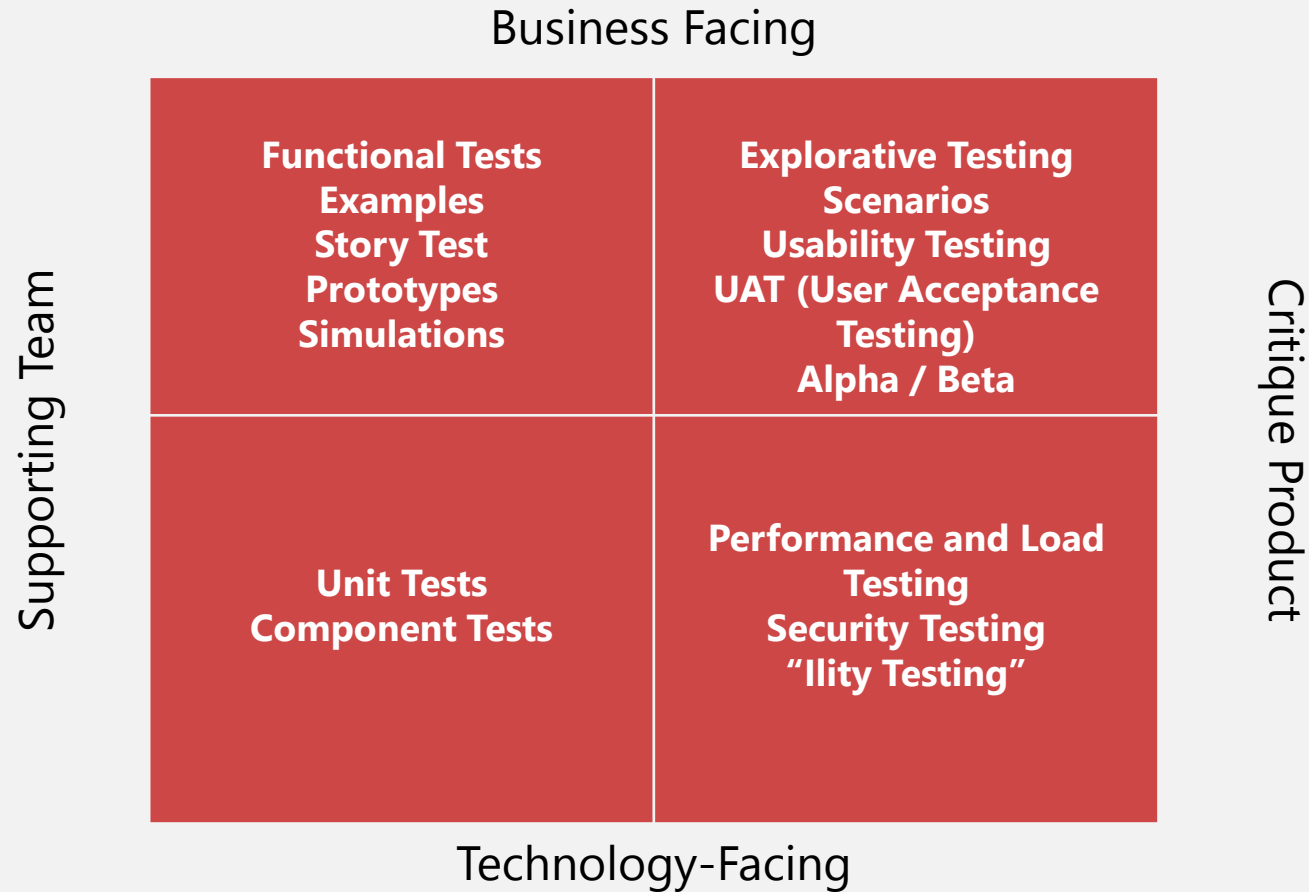
Regelmässiges Feedback

Prototyping mit Story Boards

Testkonzept: Planung der Testphasen

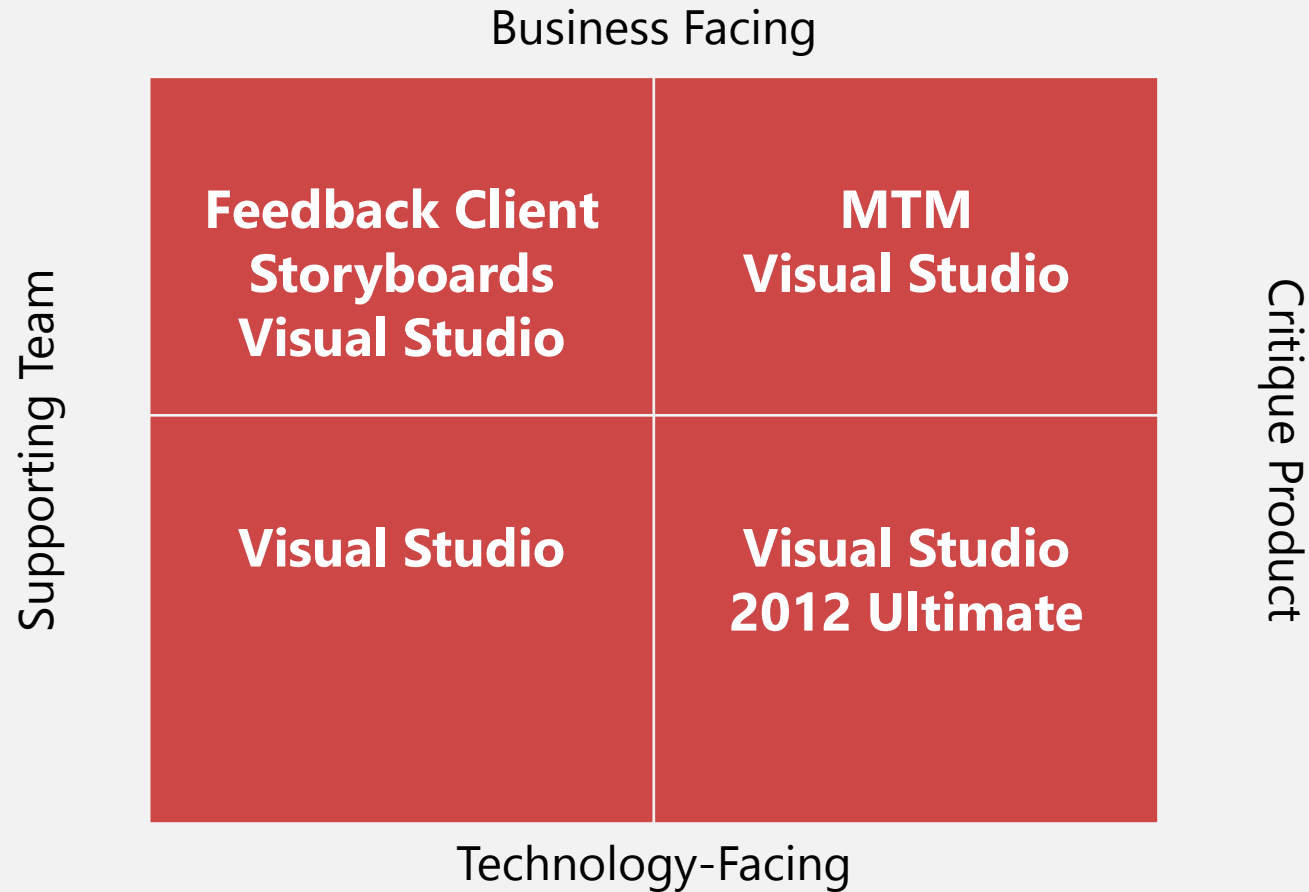


(Agile) Testing Quadrants



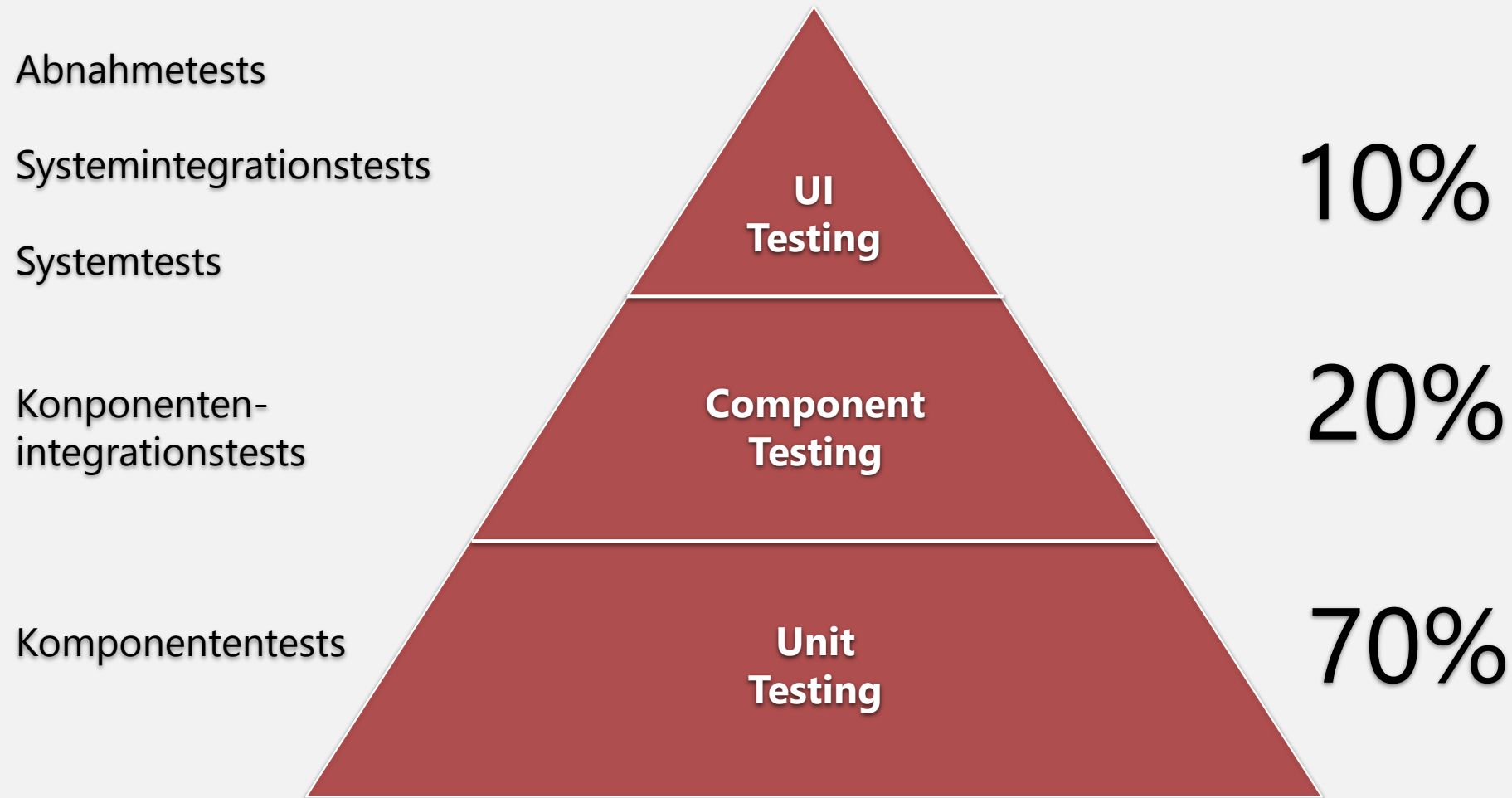
Source: Brian Marrick

(Agile) Testing Quadrants

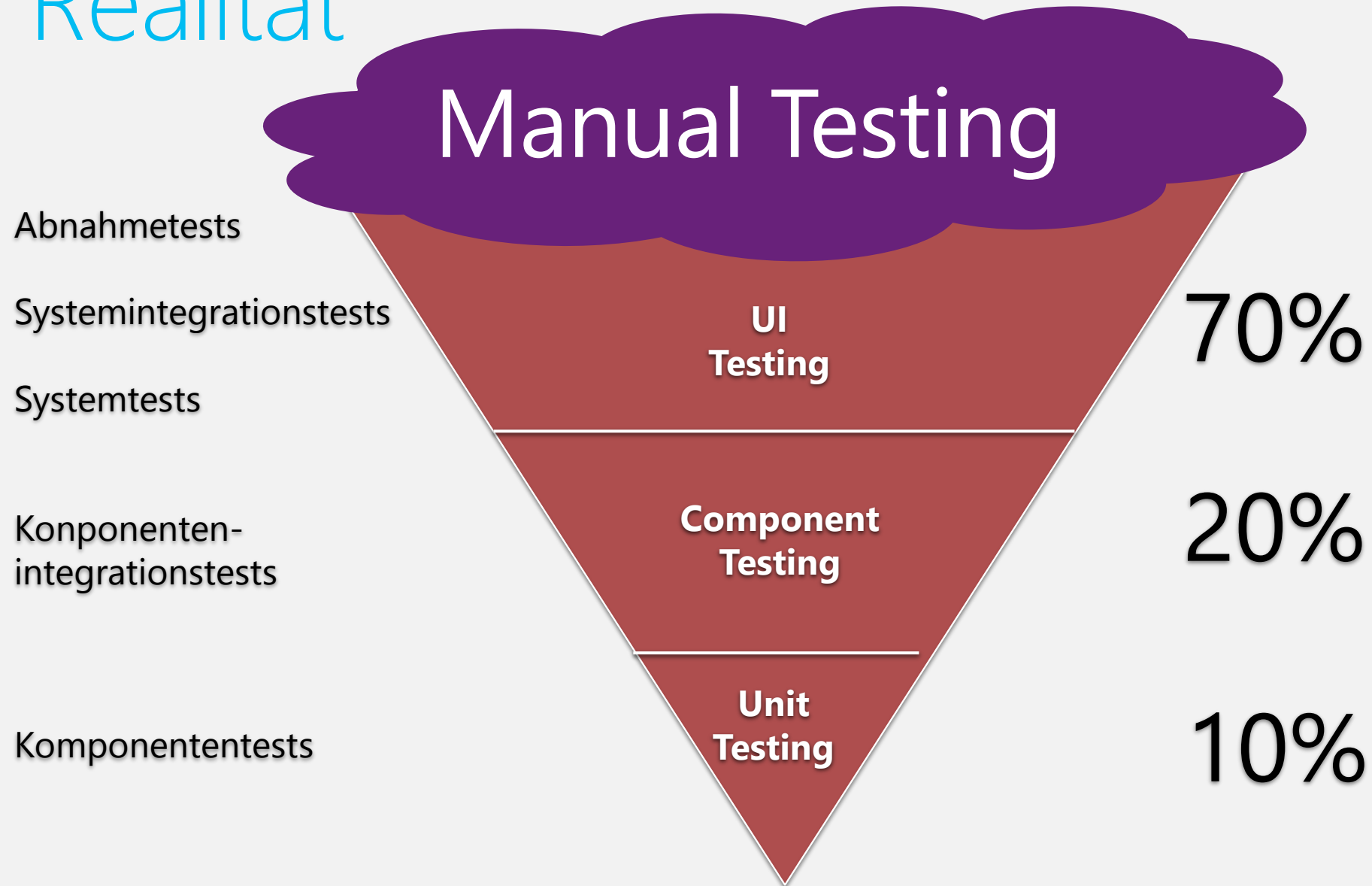


Source: Brian Marrick

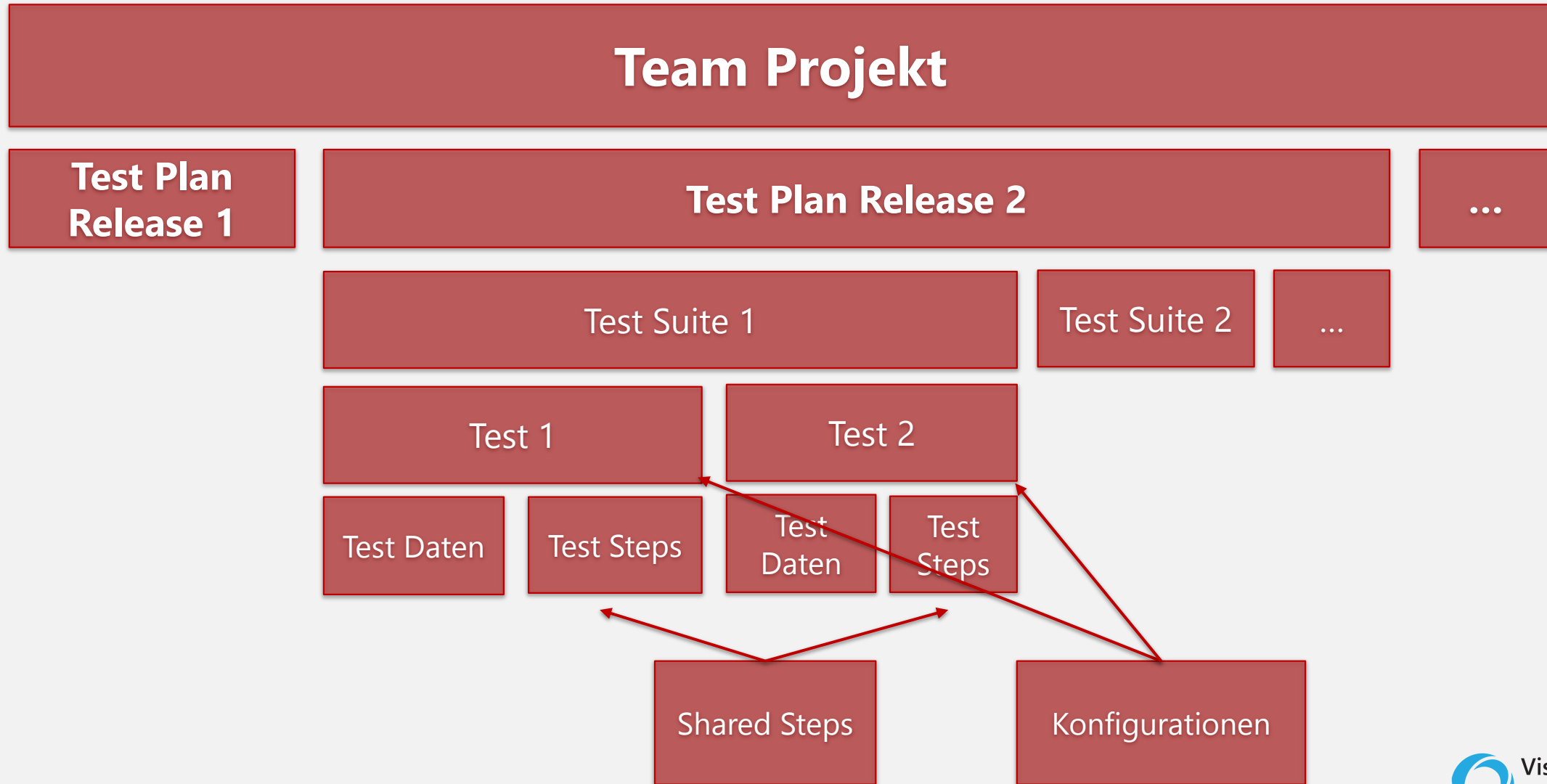
Priorisierung der Tests



Die Realität



MTM – Hierarchischer Aufbau



Testplan Struktur

Testing Center

Add

Copy Link

ID	Name	Owner	End date
4	ATM Test Repository	Administrator	31.12.2020
1	ATM Version 1.0 Sprint 2 Integration	Administrator	31.03.2012
2	ATM Version 1.0 Sprint 3 System and Acceptance	Administrator	30.06.2010
10	ATM Version 1.0RC Sprint4	Administrator	30.09.2012
7	ATM Version 1.5 Sprint5	Administrator	31.12.2012
8	ATM Version 2.0 Sprint6	Administrator	31.03.2013

◀ Change project

Cancel

Select plan ▶

Lab Center

Integrierter Test- & Release-Plan

Testing Center | Plan | Test | Track | Organize | ATM Version 1.0...

Contents | **Properties** | New | Open Items (1)

Test Plan 2*: ATM Version 1.0 System and Acceptance

Name: ATM Version 1.0 System and Acceptance

Description:

Area path: AIT.ATM\Development

Iteration: AIT.ATM\Version 1.0\2010-04 Version 1.1

Owner: Administrator

State: Active

Start date: 17.05.2010

End date: 24.05.2010

Run Settings

Manual runs:

Test settings: Local Test Run [Open](#)

Test environment: <Local> [Manage](#)

Automated runs:

Test settings: Build Verification [Open](#)

Test environment: Build Verification Environment [Manage](#)

Builds:

Filter for builds: ATM Release 1.0 (1 - Ready for Test)

Build in use: ATM Release 1.0_2010.06.07.1 [Modify](#)

Configurations:

In this plan: Windows 7 and IE 8

Current State of Tests

3 Active (60%)
1 Passed (20%)
1 Failed (20%)

Failed Tests by Reason

1 None (100%)

Failed Tests by Analysis

1 None (100%)

Testplan

Struktur und
Termin

Umgebung

Builds

Anforderung und verknüpfte Tests

The screenshot displays the 'Testing Center' window in Visual Studio, specifically the 'Track' tab. The main pane shows 'Requirement 2: Withdraw cash from ATM'. Below the requirement details, a tabbed interface includes 'Test Cases', which is currently selected. This tab shows a table of test cases linked to the requirement. A red oval highlights the first three test cases, and a red line connects this group to a red box labeled 'Tests' on the right.

Requirement 2: Withdraw cash from ATM

Title: Withdraw cash from ATM | Requirement Type: Scenario

Status: Assigned To: Anna Architect | State: Active | Reason: Accepted

Classification: Area: AIT.ATM | Iteration: AIT.ATM\Version 1.0\2010-01 Version 0.1

Planning: Priority: 2 | Triage: Pending | Blocked: No | Committed: No

Test Cases testing this Requirement:

ID	Work Item ID	Title	Assigned To	State	Comment
Tested By (3 items)					
21	Test Case	Simple money withdrawal	Peter Proje...	Ready	
22	Test Case	Advanced money withdrawal	Peter Proje...	Ready	
24	Test Case	Unsuccessful withdrawal (Account is locked)	Peter Proje...	Design	

Tests

Test Case Struktur

Testing Center | Plan | Test | **Track** | Organize

Queries | Assign Build | Recommended Tests | Project Portal

New | Open Items (3)

Test Case 21: Simple money withdrawal

Save and Close

Title: Simple money withdrawal

Status

Assigned To: Peter Projectmanager

State: Ready

Priority: 2

Automation Status: Not Automated

Classification

Area: AIT.ATM

Iteration: AIT.ATM\Version 1.0

Test Phase: 3 - System Test

Steps | Summary | Tested Requirements | All Links | Attachments | Associated Automation

Insert step | Insert shared steps | Insert parameter

Action	Expected Result
1. Open application and login	
2. Click @Amount Euro button	@Amount Euro in money slot
3. Take money from slot and eject card	
4. Close application	
Click here to add a step	

Parameter Values:

Delete iteration | @ Rename parameter | Delete parameter

Pin	Amount
1234	100
1234	50

Planung

Aktionen

Ergebnisse

Anhänge

Parameter

Wiederverwendung mit Shared Steps

The screenshot displays the Visual Studio Testing Center interface. The main window shows 'Test Case 21: Simple money withdrawal' with fields for Title, Status, Assigned To (Peter Projectmanager), State (Ready), Priority (2), and Automation Status (Not Automated). Below these are tabs for Steps, Summary, Tested Requirements, All Links, and Attachments. The 'Steps' tab is active, showing a list of steps: 1. Open application and login, 2. Click @Amount Euro button, 3. Take money from slot and eject card, 4. Close application, and a link to add a step. A red arrow points from the first step to a floating window titled 'Shared Steps 23: Open application and login'. This window has tabs for Steps, Summary, All Links, and Attachments. The 'Steps' tab is active, showing a table with two columns: Action and Expected Result. The table contains two rows: 1. Open ATM application and 2. Login by typing @Pin and clicking submit, with the expected result 'Start screen appears'. A link 'Click here to add a step' is at the bottom of the table.

Testing Center | Plan | Test | **Track** | Organize

Queries | Assign Build | Recommended Tests | Project Portal

New | Open Items (3)

Test Case 21: Simple money withdrawal

Title: Simple money withdrawal

Status

Assigned To: Peter Projectmanager

State: Ready

Priority: 2

Automation Status: Not Automated

Classification

Area: ATM ATM

Shared Steps 23: Open application and login

Steps | Summary | All Links | Attachments

Insert step | Insert shared steps | Insert parameter

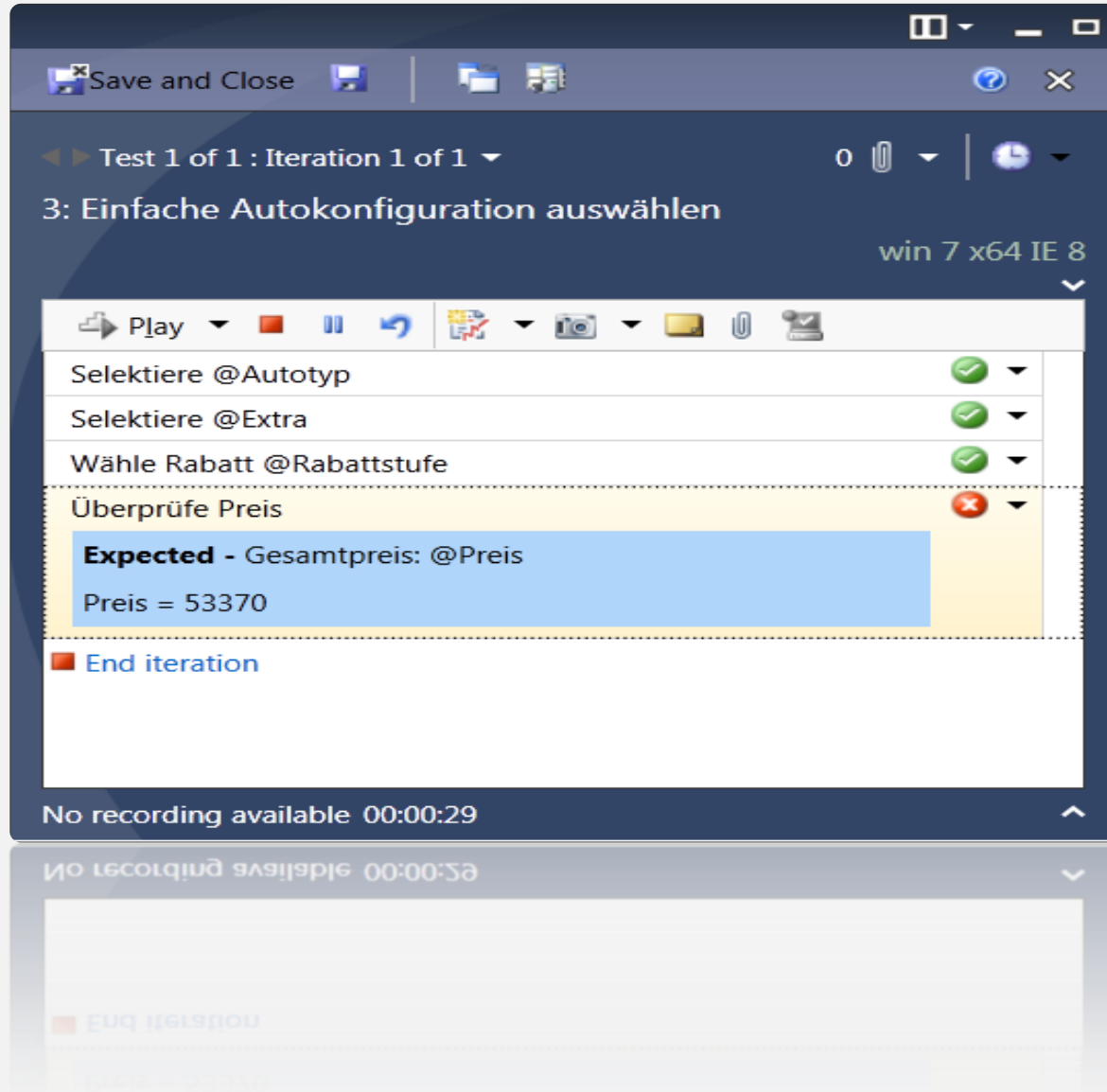
Action	Expected Result
1. Open ATM application	
2. Login by typing @Pin and clicking submit	Start screen appears
Click here to add a step	

Parameter Values:

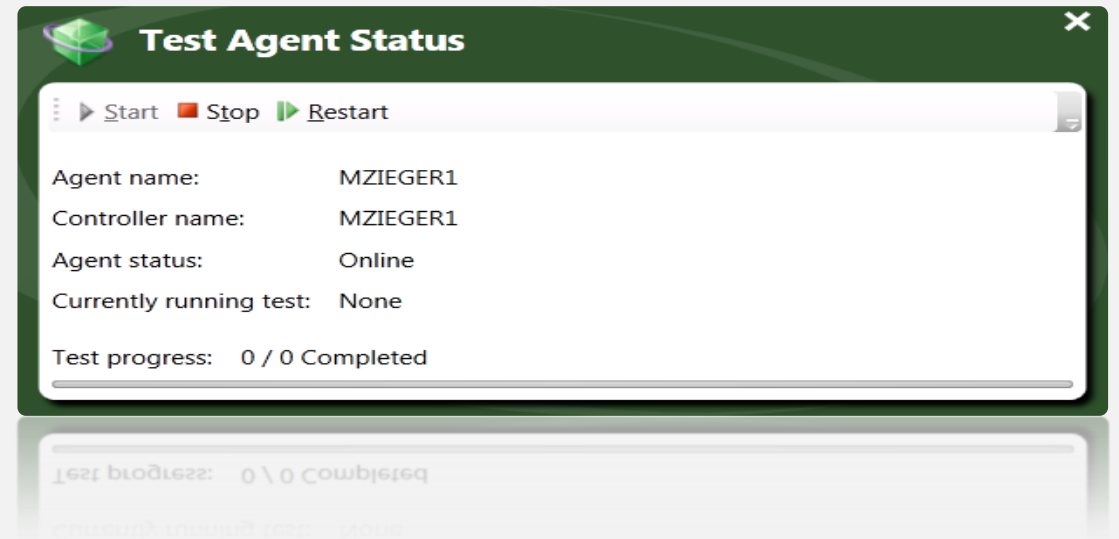
Delete iteration | @ Rename parameter | Delete parameter

Pin	Amount
1234	100
1234	50

Test Durchführungs

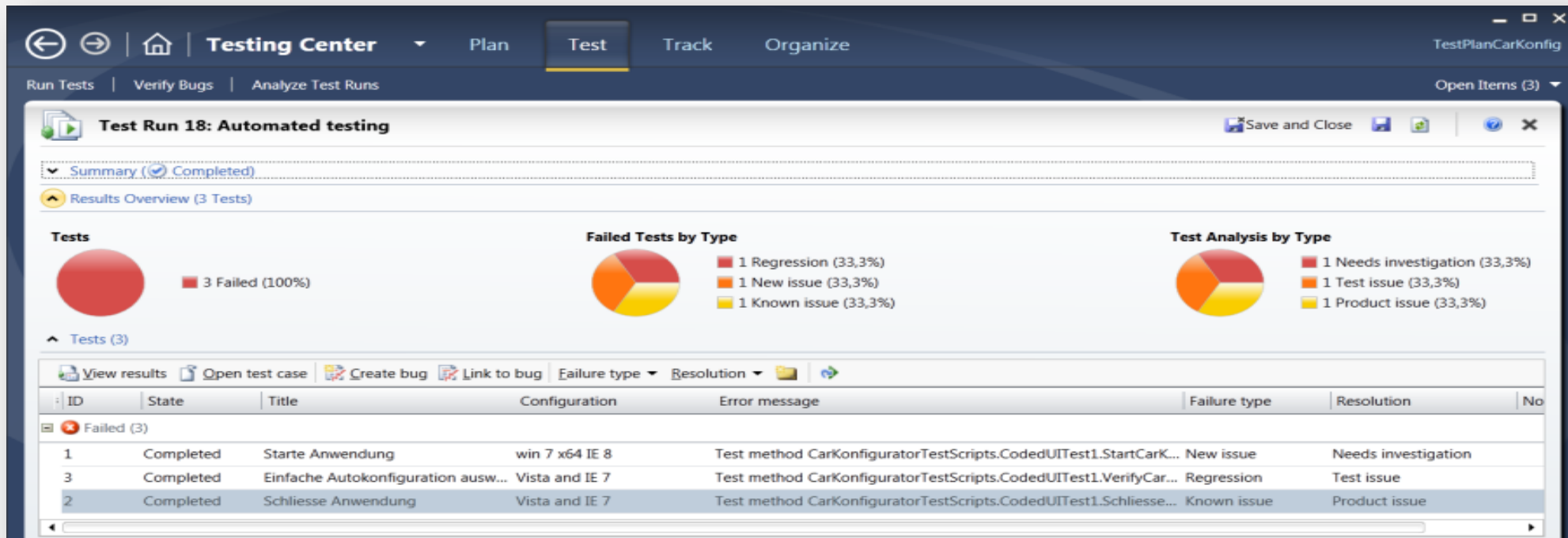


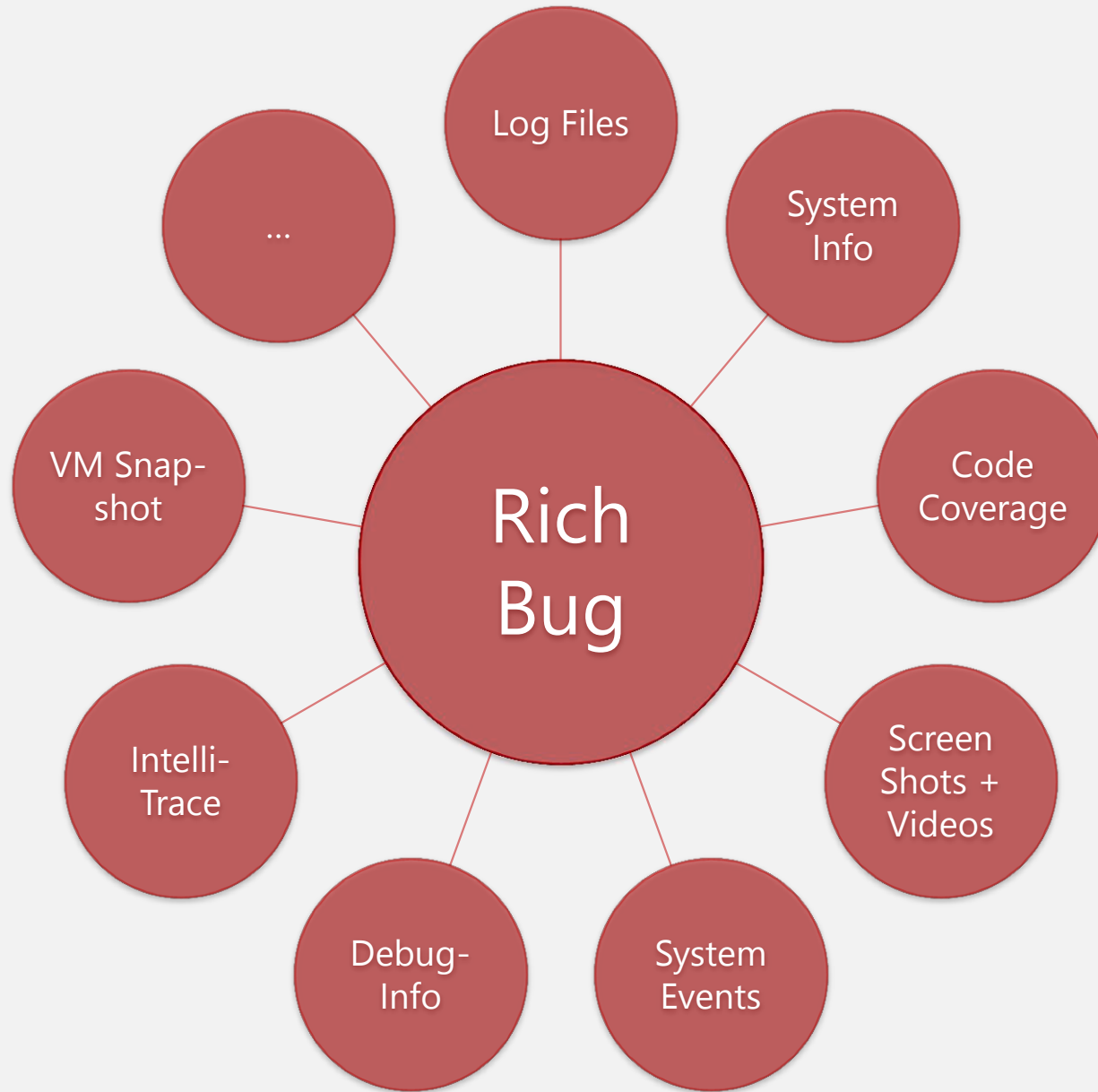
- Einfaches Werkzeug
- Schrittweises Vorgehen
- Manuel or „teilautomatisiert“



Bug Tracking

- Direktes Anlegen von Bugs während der Ausführung
- Anreicherung um zusätzliche Informationen





- Zusätzliche Informationen
 - Automatisch
 - Transparent
 - Zuverlässigkeit
- Keine zusätzlicher Aufwand beim Tester

Microsoft Testmanager 2012

Demo

Versionierung, Shared Steps, Konfigurationen, Daten,
Anforderungen, Zuweisung, Ausführung, Bugs testen,
Testimpact Analyse, Auswertung

Vorgehensweisen

unpassend

vorhersagbar

Agiles Testen

Microsoft Test
Manager

Feedback-Client

StoryBoarding

Agiles Testen



Ergänzung zu
formalen Tests
z.B. Abnahmetests

Für kleine Projekte

Nicht genug Zeit für
formale Testplanung

Häufig sind Entwickler
auch Tester

Agiles Testen mit dem Test Manager

The screenshot displays the Visual Studio Test Manager web interface within a browser window. The browser's address bar shows the URL `http://intranet.fabrikam.com/ServiceTicket/1234567890`. The page title is "FABRIKAM FIBER Support". The interface is divided into several sections:

- Left Sidebar:** Contains navigation links for "Create bug", "Create test case", and "Add screenshot". Below these is a "Description" field with the text: "About two months ago, I started getting random SEND light, then the RECEIVE, and then finally th new one wondering if it my old router might be". Below the description are fields for "Opened" (3/31/2012 2:21 AM), "Closed", "Customer" (None), "CreatedBy" (None), "AssignedTo" (None), and "Log". At the bottom of the sidebar, it says "AssignedTo empty", "Bug 48 created", and "Test Case 49 created".
- Main Content Area:** Displays the details of a service ticket. It includes a "Profile" section with a photo of Drew Robbins and his name. Below the photo are "Alerts: 5" and "Tickets: 3". There are links for "My tickets" and "My profile". The "Delete" section asks "Are you sure you want to delete this?" and shows the "ServiceTicket" details, including the "Description" (About two months ago, I started getting randomly disconnected. My modem would lo: SEND light, then the RECEIVE, and then finally the POWER light would go and the mod new one wondering if it my old router might be the problem (it was fairly old). Howeve) and the "Opened" date (3/31/2012 2:21 AM). Below this are fields for "Closed", "Customer" (None), and "CreatedBy".
- Bottom Bar:** Shows a "Recording" status with a timer at 00:04:34.

Agiles Testen

Demo

Während des Abnahmetests Bugs und Tests erstellen

Haben Sie schon mal eine Anwendung entwickelt, die knapp an den Kundenwünschen vorbeischrammte?

Häufig falsch
verstandene
Anforderungen

Häufige Kunden-
befragungen

Frühe
Fehlerfindung

Verbesserung

Feedback-Client im Einsatz

The screenshot displays the Feedback Client interface within a web browser. The browser address bar shows <http://intranet.fabrikam.com/Enr> and the page title is "Employees". The browser's bookmark bar includes "FF Intranet Portal", "FF Customer Portal", "TFS FF Web Access", "TFS FF Project Portal", and "Tailspin Toys".

The main content area is divided into two sections: "Profile" and "Employees". The "Profile" section features a photo of Drew Robbins, his name, and statistics: "Alerts: 5" and "Tickets: 3". Below this are links for "My tickets" and "My profile". The "Employees" section contains a table with the following data:

Actions	First Name	Last Name	Address
Edit Details Delete	Jonathan	Carter	123 Standard Street
Edit Details Delete	Drew	Robbins	45 Greenbelt Way
Edit Details Delete	Brian	Keller	361 North Avenue
Edit Details Delete	James	Conard	9342 2nd Street

The left sidebar contains a "Feedback" section with a "Provide" button and a "Submit" button. Below these buttons, it shows "ITEM: 1" and a description: "Voluntary feedback from Brian Keller. Item details are not specified when in voluntary feedback mode." There are five stars for rating. Below the stars are icons for "Screen with Voice", "Voice only", "Screenshot", and "Attach file". A "Record" button is also present. Below the icons is a text area with a rich text editor toolbar. The text area contains the word "Actions" and a list of items, each with "Edit | Details | Delete" links. A message at the bottom of the text area says "Loeschen sollte nicht moeglich sein". At the bottom of the sidebar are "Previous" and "Next" buttons.

Feedback

Demo

Feedback geben und anfragen

Feedback-Prozeß mit Bug-Verknüpfung

Einfaches Anforderungsmanagement oder ein Bild sagt mehr als tausend Worte

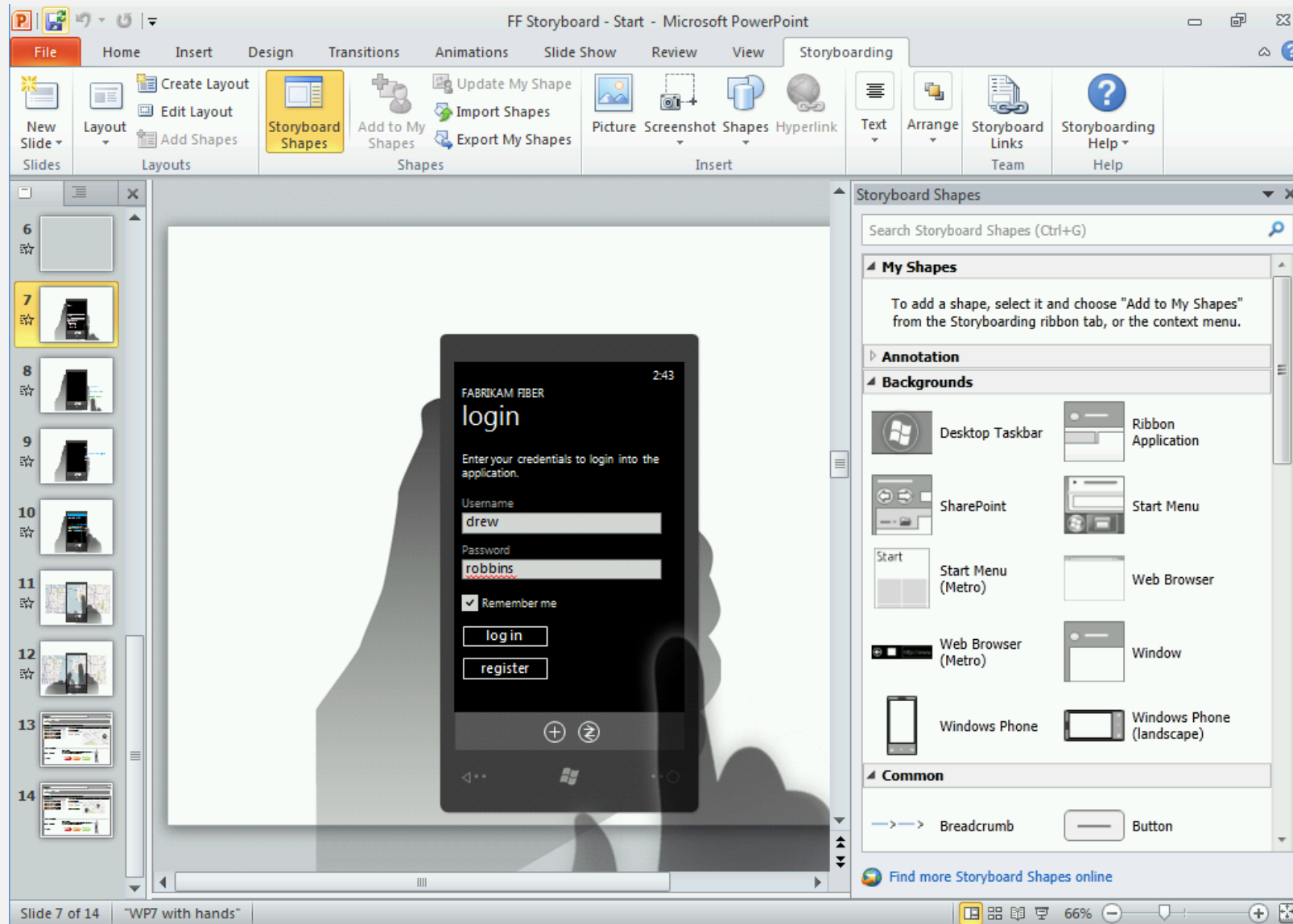
Für jeden
verständlich

Sofort Feedback
möglich

Schnell erstellt

Einbindung in den
(agilen)
Entwicklungsprozeß

Storyboarding



Storyboarding

Demo

Fertiges StoryBoard
Vorlagen, Shapes, Animationen

Weitere Shapes

Visual Studio

Search Visual Studio with Bing

SIGN IN

HOME

SAMPLES

LANGUAGES

EXTENSIONS

DOCUMENTATION

COMMUNITY

get started for free

Extensions > Search

Search the Visual Studio Gallery

Upload

Categories

Tools

Controls

Templates

Storyboard Shapes

Desktop

Icons

Markup

Mobile

Other

Web

16

2

Affiliation

Community

Get featured here

Become a Visual Studio Partner

Tags

Storyboard shapes

storyboard

Icons

PowerPoint Storyboard Shapes


Web

ipad

iPhone

18 Storyboard Shapes results [Clear]

Sort By: Popularity



PowerPoint Wireframe Storyboard Shapes

PowerPoint Storyboard

Create wireframes for web, mobile and desktop apps in minutes using these free wireframe shapes

prototyping, Web, BlackBerry


★★★★★ (1)

11/10/2012

416 Clicks

Storyboard Shape

Free



Windows8Templates Pro with Storyboard Shapes

Blue Label Labs

Design Windows 8 style apps quickly and easily with no programming, or special design tools required. All you need is PowerPoint. The Windows8Templates wireframing and prototyping tool includes a library of over 390 PowerPoint Storyboard Shapes to use with Visual Studio 2012.

prototyping, Icons, storyboard


★★★★★ (3)

9/6/2012

1,030 Clicks

Storyboard Shape

Paid



Windows 8 shapes and icons

Surf4Fun

These include a frame of a Windows 8 slate, Snap/Fill view, Icons, System Charm, Settings Charm, Share Charm and more

PowerPoint Storyboard Shapes, Storyboard shapes, Winoows 8 Storyboard Shapes


★★★★★ (1)

8/3/2012

1,353 Downloads

Storyboard Shape

Free



PowerPoint Storyboard Shapes Templates

PowerPoint Storyboard

3,000+ vector UI components and royalty free icons for prototyping web, mobile and windows desktop apps with PowerPoint

Everything is created from scratch in PowerPoint and can be edited and customized without needing any other tool.

prototyping, Web, BlackBerry

★★★★★ (0)

11/10/2012

214 Clicks

Storyboard Shape


Paid

Sketchy Shapes

Storyboard Shapes Team (Microsoft Corporation)

★★★★★ (0)

5/31/2012

 Visual Studio
ALM Days 2012

<http://visualstudiogallery.msdn.microsoft.com/site/search?f%5B0%5D.Type=RootCategory&f%5B0%5D.Value=StoryboardShapes&f%5B0%5D.Text=Storyboard%20Shapes>

Fragen? Danke!

Frank Maar
frank.maar@microsoft.com

Phone: +49 (30) 39097 x 335
Mobile: +49 (160) 5892428

Microsoft Deutschland GmbH
Katharina-Heinroth-Ufer 1
D-10787 Berlin



Nico Orschel
Nico.Orschel@aitgmbh.de



AIT Gmbh & Co. KG
Leitzstrasse 45
D-70469 Stuttgart

