



# Visual Studio **ALM** Days 2012

## Continuous Delivery mit Visual Studio Team Foundation Server 2012

Referent: Neno Loje

Berater & MVP für Visual Studio ALM, TFS und Scrum

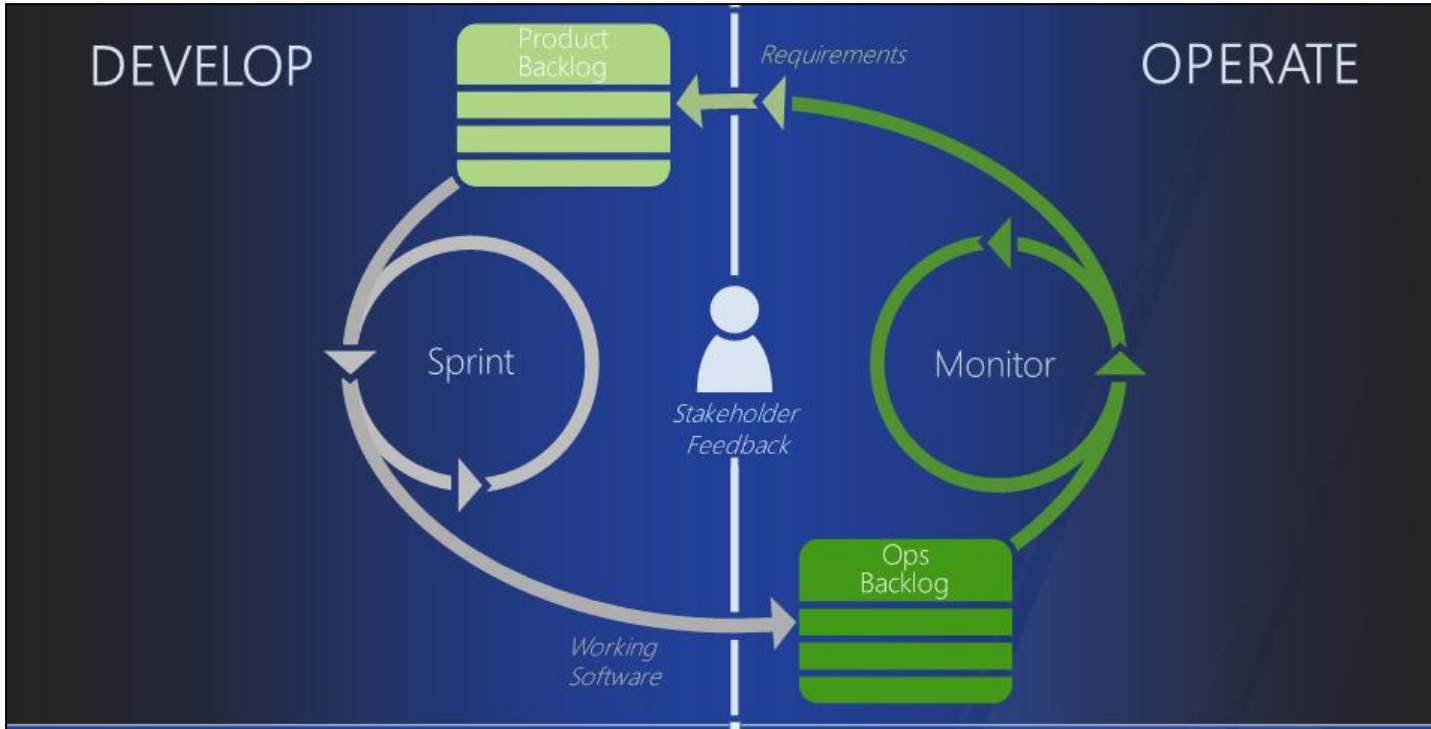
<http://www.teamsystempro.de>



# Visual Studio Evolution



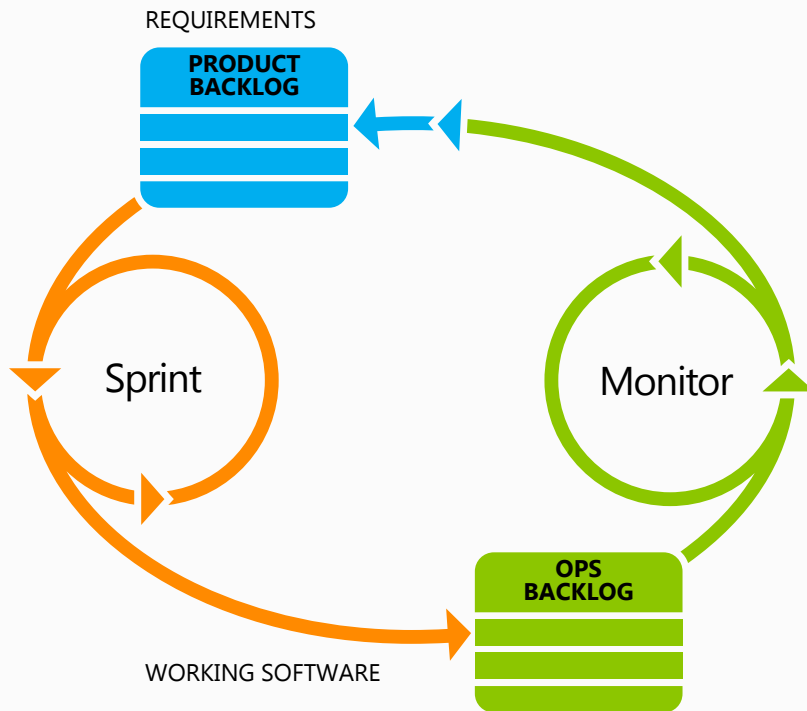
# Continuous Value Delivery



# Continuous Value Delivery

Define  
Ideation

Develop  
Idea to working software



Operate  
Deployment to feedback

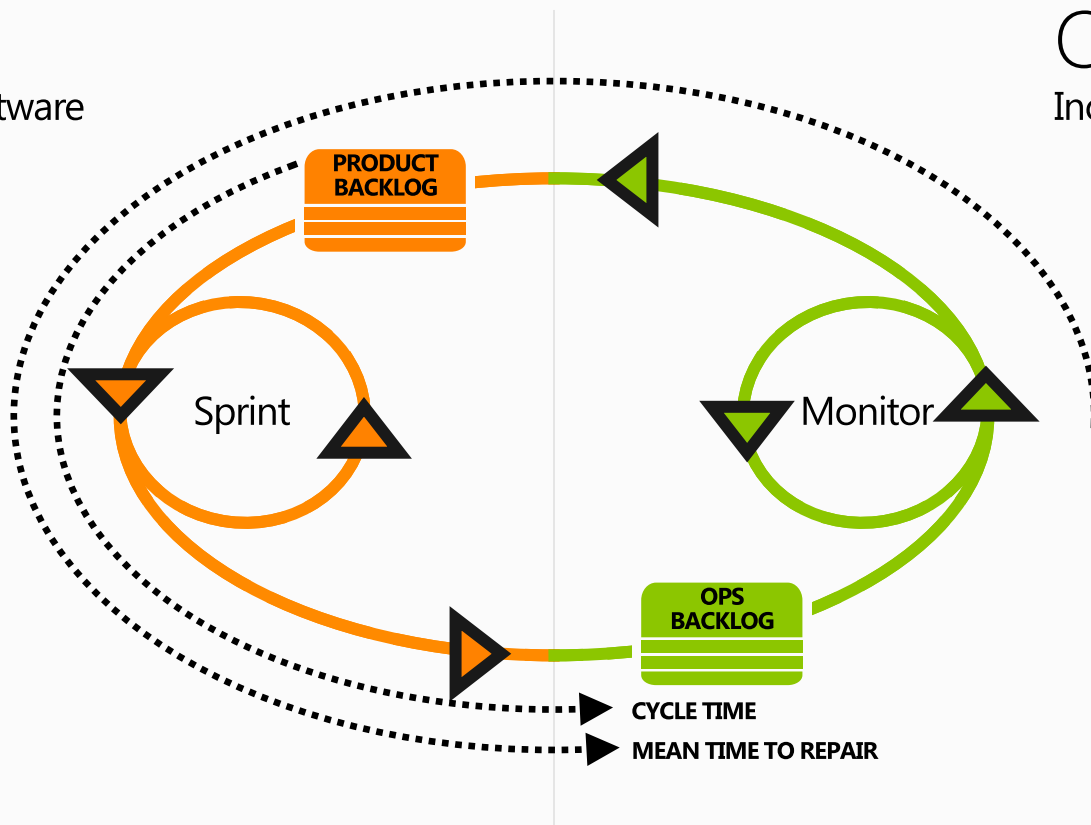
# Continuous Flow Of Value

Develop

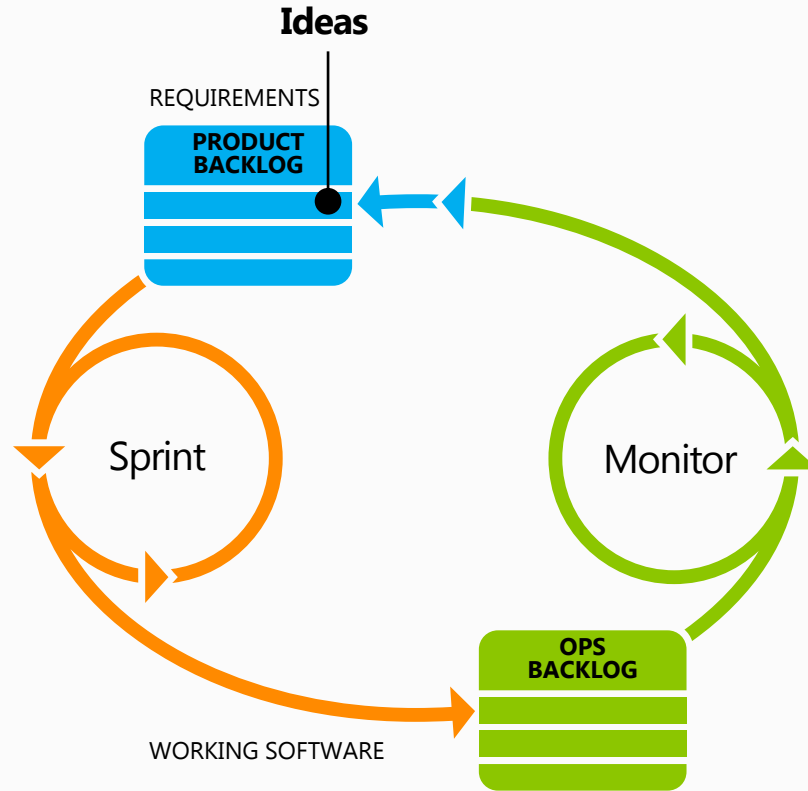
Idea to working software

Operate

Incident to resolution



# Continuous Value Delivery



When you deliver, test and validate exactly what the customer specified, what happens?



# Falsch verstandene Anforderungen



How the customer explained it



How the Project Leader understood it




How the Analyst designed it




How the Programmer wrote it



How the Business Consultant described it




How the project was documented



What operations installed



How the customer was billed



How it was supported



What the customer really needed



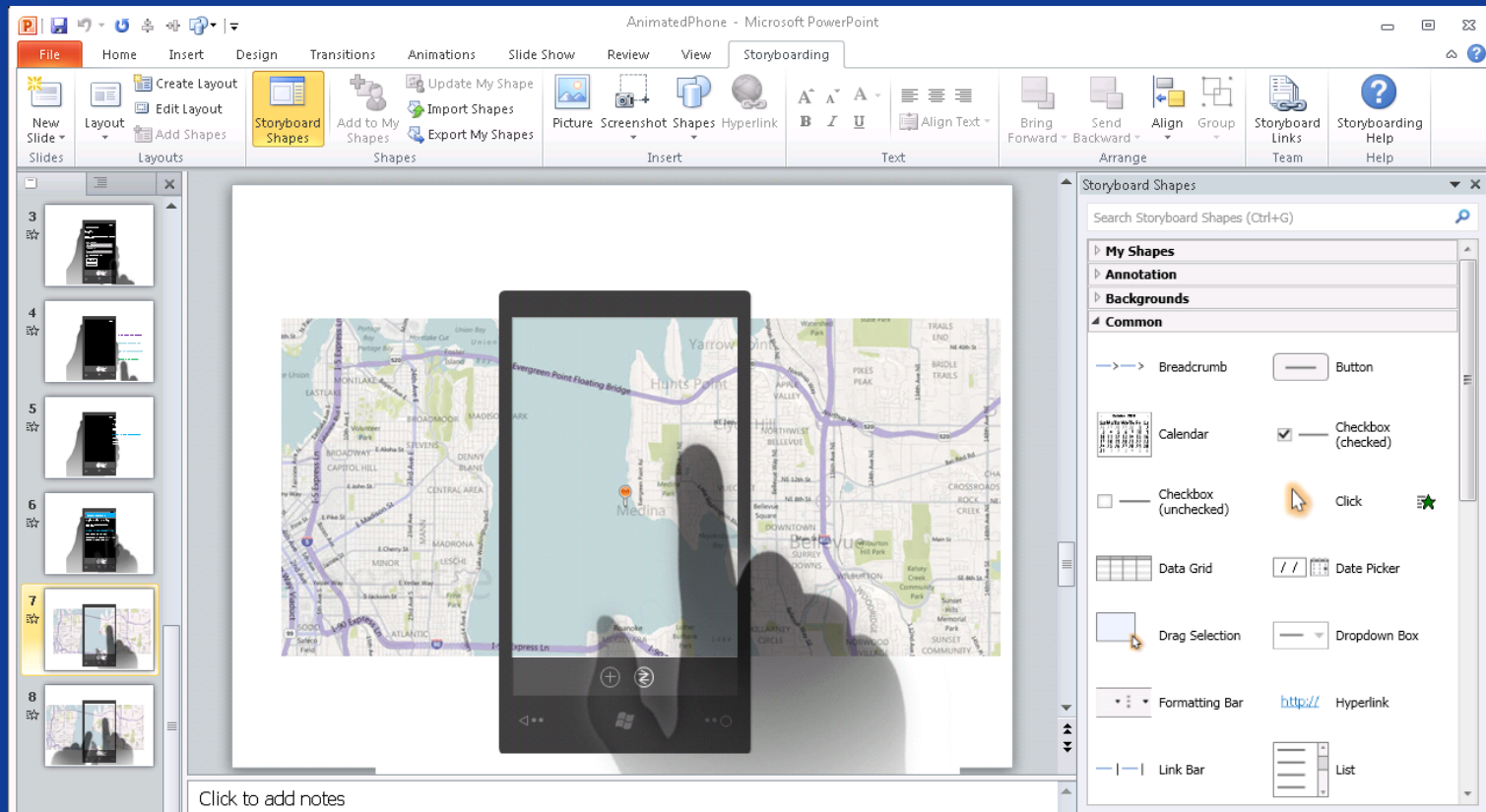
Storyboarding mit Microsoft PowerPoint

# Demo

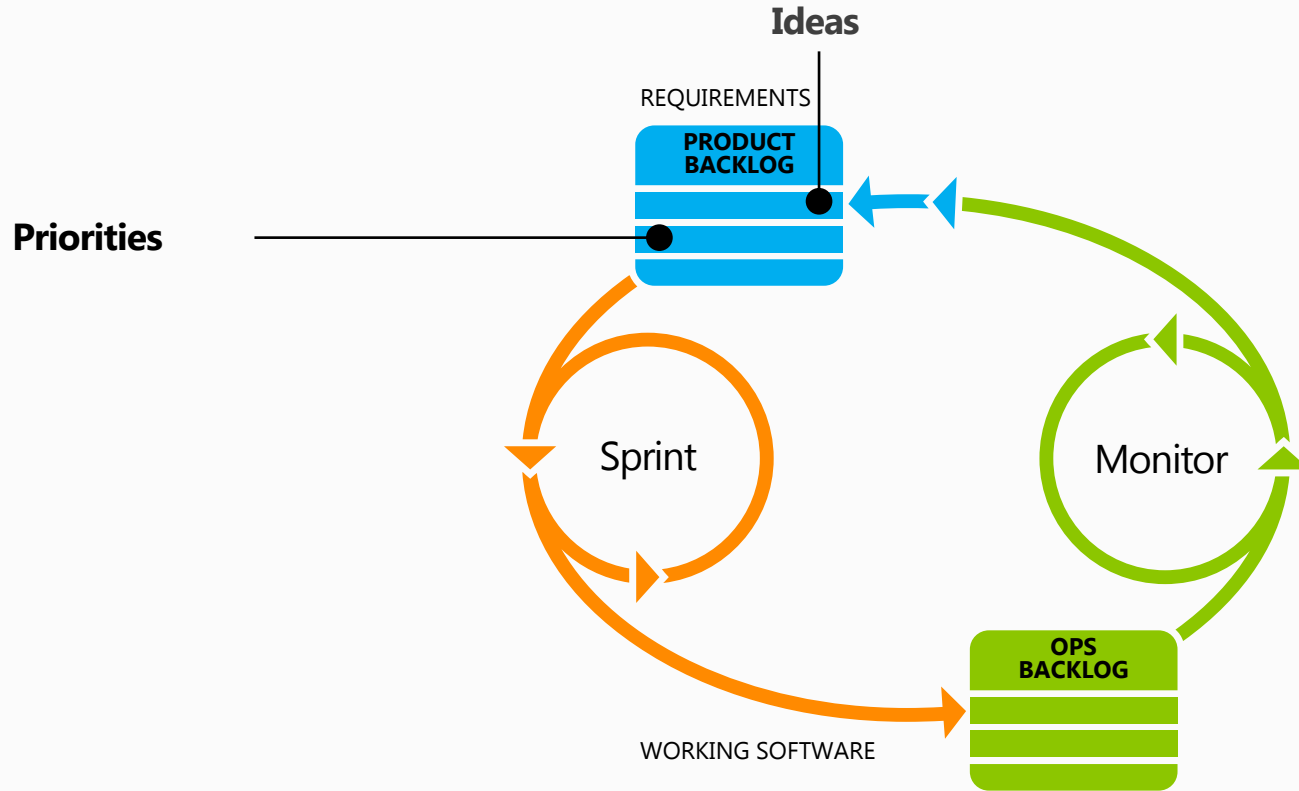
TechDays



# Now everyone can storyboard ideas



# Continuous Value Delivery



# Cus- tomers



- ### Agenda
- Victor A/M Scenarios
  - Discussion
  - Make Developments Meeting Facts
  - Current Meeting
  - Agile Teams
  - Developments -> Backlog -> Test -> Code -> Deploy
  - Requirements
  - Information Data

Stickies and Voting  
sheets

# The three questions they vote on

	<b>Importance</b> to your business		<b>Satisfaction</b> with Existing			Is this in the <b>right direction?</b>
For each idea...	Most important	Least important	Does the existing functionality meet your needs?			
Once I work with something I can't find it again						
I can't tell what changed from build to build, especially over time						
I don't know who is the expert of a given area						
I need another pair of eyes on my code						



And the  
votes  
are  
visible  
and  
discussed



# Product Backlog Management

HOMEWORKSOURCEBUILD

ScrumNeno Loje

backlogboardwork items

Search work items ...

Product Backlog

Current

Sprint 1

Future

Sprint 2

Sprint 3

Sprint 4

Sprint 5

Sprint 6

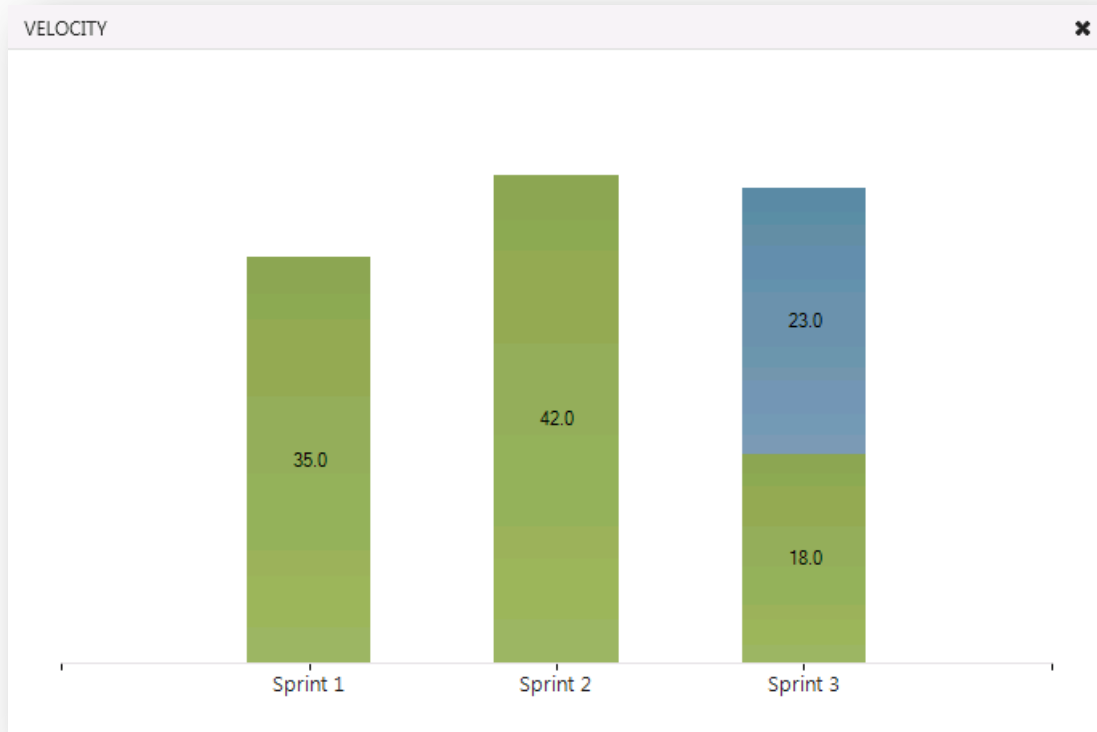
Product Backlog

contents

forecast offadd items off

Order	Title	State	Effort	Iteration Path
1	Login with home page landing	Approved	3	Scrum\Release 1\Sprint 1
2	Browse the catalog	Approved	3	Scrum
3	View item details	Approved	5	Scrum
4	Placing orders crashes Browser	New		Scrum
5	Login cookies - silent login	Approved	3	Scrum
6	Find orders	Approved	11	Scrum
7	Logoff	Approved	5	Scrum
8	RSS feeds	Approved	8	Scrum
9	Customer search	New		Scrum
10	View order details	New		Scrum
11	Payment by credit card	New		Scrum
12	Priority ordering - preferences	New		Scrum
13	See related items	Approved		Scrum
14	Add shipping details	New		Scrum
15	Track shipments	New		Scrum
16	Preferences remembered for future orders	New		Scrum
17	Order history search	New		Scrum

# Velocity Chart





Forecast

backlog

board

work items

Search work items ...

Product Backlog

Current

Sprint 1

Future

Sprint 2

Sprint 3

Sprint 4

Sprint 5

Sprint 6

Product Backlog

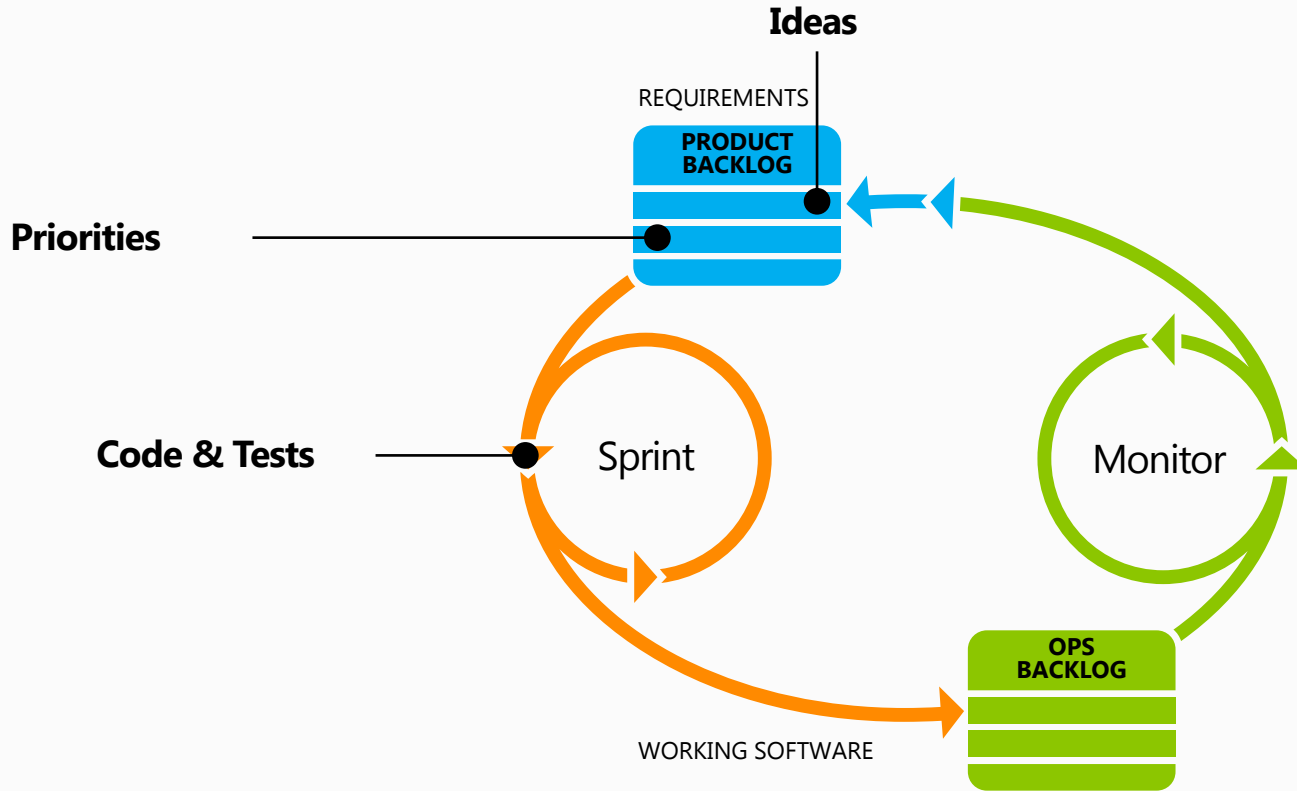
contents

forecast on add it

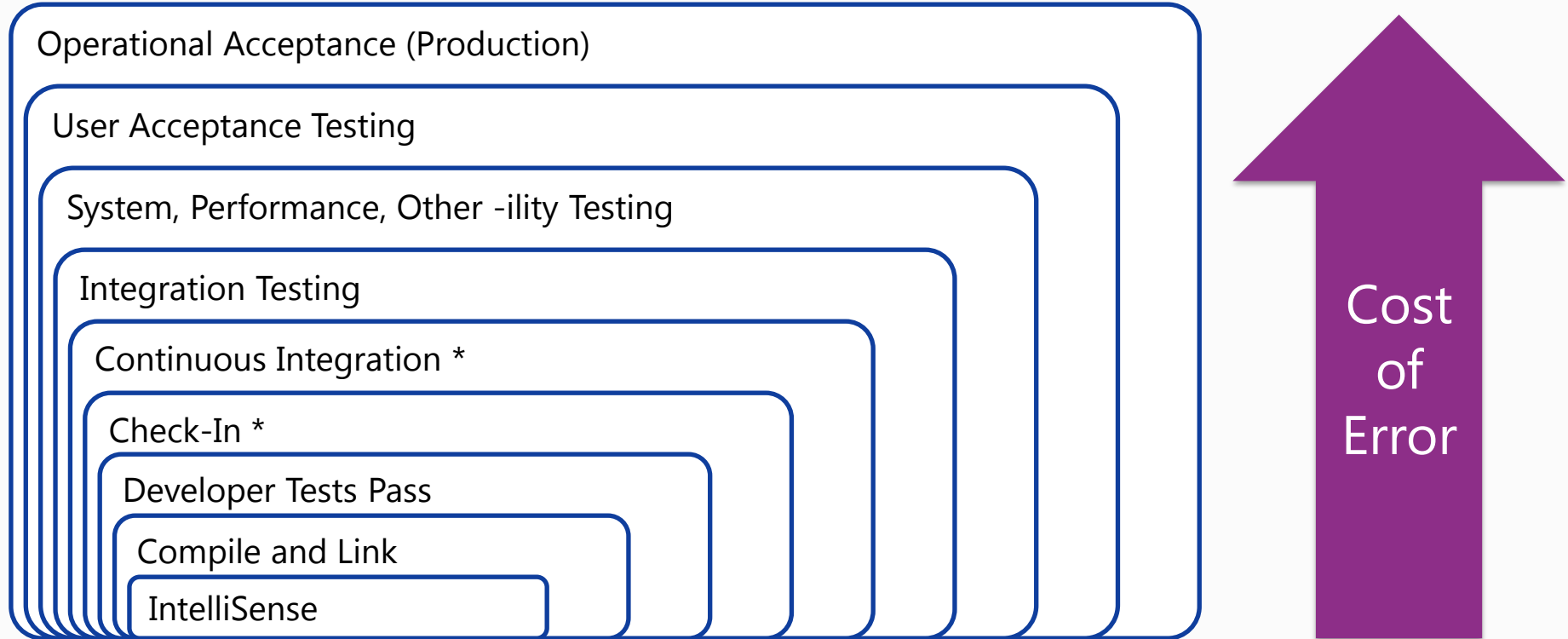
Forecasting based on velocity of 10

Forecast	Order	Title	State	Effort	Iteration Path
Sprint 2	1	Login with home page landing	Approved	3	Scrum\Release 1\Sprint 1
	2	Browse the catalog	Approved	3	Scrum
	3	View item details	Approved	5	Scrum
Sprint 3	4	Placing orders crashes Browser	New	2	Scrum
	5	Login cookies - silent login	Approved	3	Scrum
Sprint 4	6	Find orders	Approved	11	Scrum
	7	Logoff	Approved	5	Scrum
	8	RSS feeds	Approved	8	Scrum
	9	Customer search	New		Scrum
	10	View order details	New		Scrum
	11	Payment by credit card	New		Scrum
	12	Priority ordering - preferences	New		Scrum
	13	See related items	Approved		Scrum
	14	Add shipping details	New		Scrum
	15	Track shipments	New		Scrum
	16	Preferences remembered for future orders	New		Scrum
	17	Order history search	New		Scrum
	18	Order totals are incorrect	New		Scrum

# Continuous Value Delivery

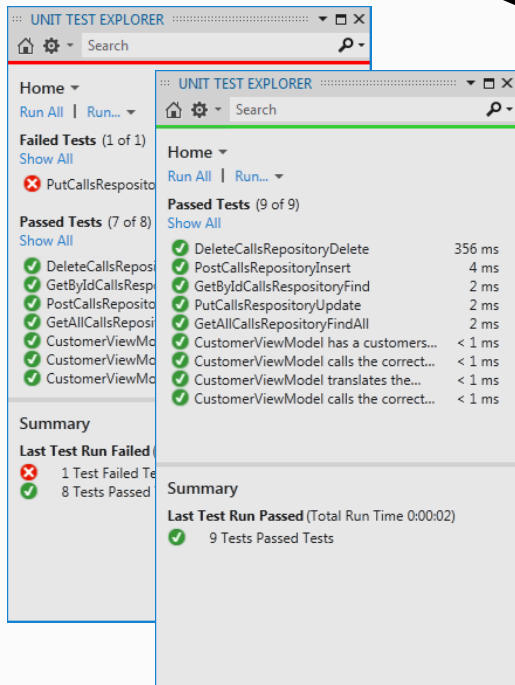


# Software Development Feedback Cycles



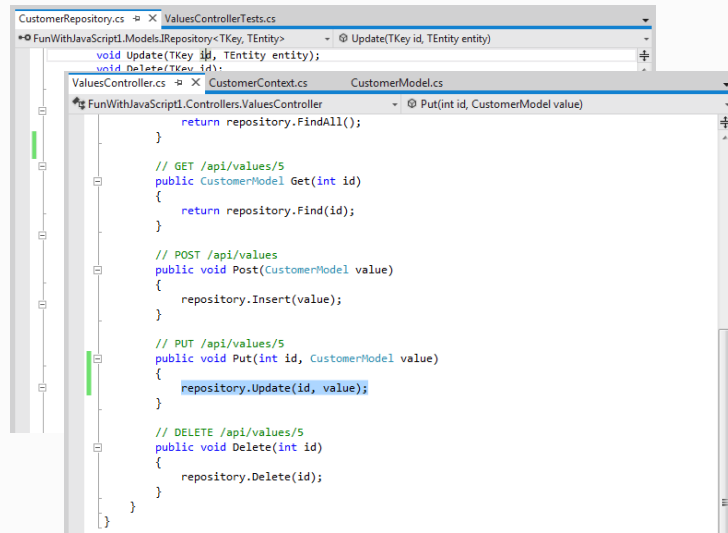
# Continuous Feedback while Coding

Test a little



Coding  
Feedback  
Loop

Code a little



# Code Review

Code Review - Address.cs - Microsoft Visual Studio

FILE EDIT VIEW PROJECT DEBUG TEAM SQL TOOLS TEST ARCHITECTURE ANALYZE WINDOW HELP

Quick Launch (Ctrl+Q)

Code Review - Address.cs

Read-only comparison view. You can add comments by selecting code to comment on, right clicking and choosing Add Comment.

FabrikamFiber.DAL.Models.Address

```
1 using System.ComponentModel.DataAnnotations;
2
3 namespace FabrikamFiber.DAL.Models
4 {
5     public class Address
6     {
7         public string Street { get; set; }
8         public string City { get; set; }
9         public string State { get; set; }
10        [RegularExpression(@"\d{5}-\d{4}|\d{5}|\d{5})]
11        public string Zip { get; set; }
12    }
13 }
14
15
16
17
```

133 %

Removed Added Code Review comment Help

Team Explorer - Code Review

Search Work Items (Ctrl+')

Code Review | Scrum

Code Review for Task 60: Fix zip code regex

Requested by Neno Loje.

Send Comments Send & Finish View Shelveset Actions

You can [Accept](#) or [Decline](#) to let the requestor know whether you will do the code review.

Reviewers (2)

Related Work Items (2)

- 60 - Fix zip code regex
- 61 - Code Review for Task 60: Fix zip code regex

Comments (3)

Overall

**Neno Loje**  
Please make sure this regex is right.

**Brian Harry (DevDiv)**  
This looks right!  
[Edit](#) | [Delete](#) | [Unsent](#)  
[Add Overall Comment](#)

Files

- \$/Scrum/PetShop/BLL
- Address.cs**

Consider changing this to PostalCode.

[Save \(Ctrl+Enter\)](#) | [Cancel](#) | Line 14

Solution Explorer Team Explorer

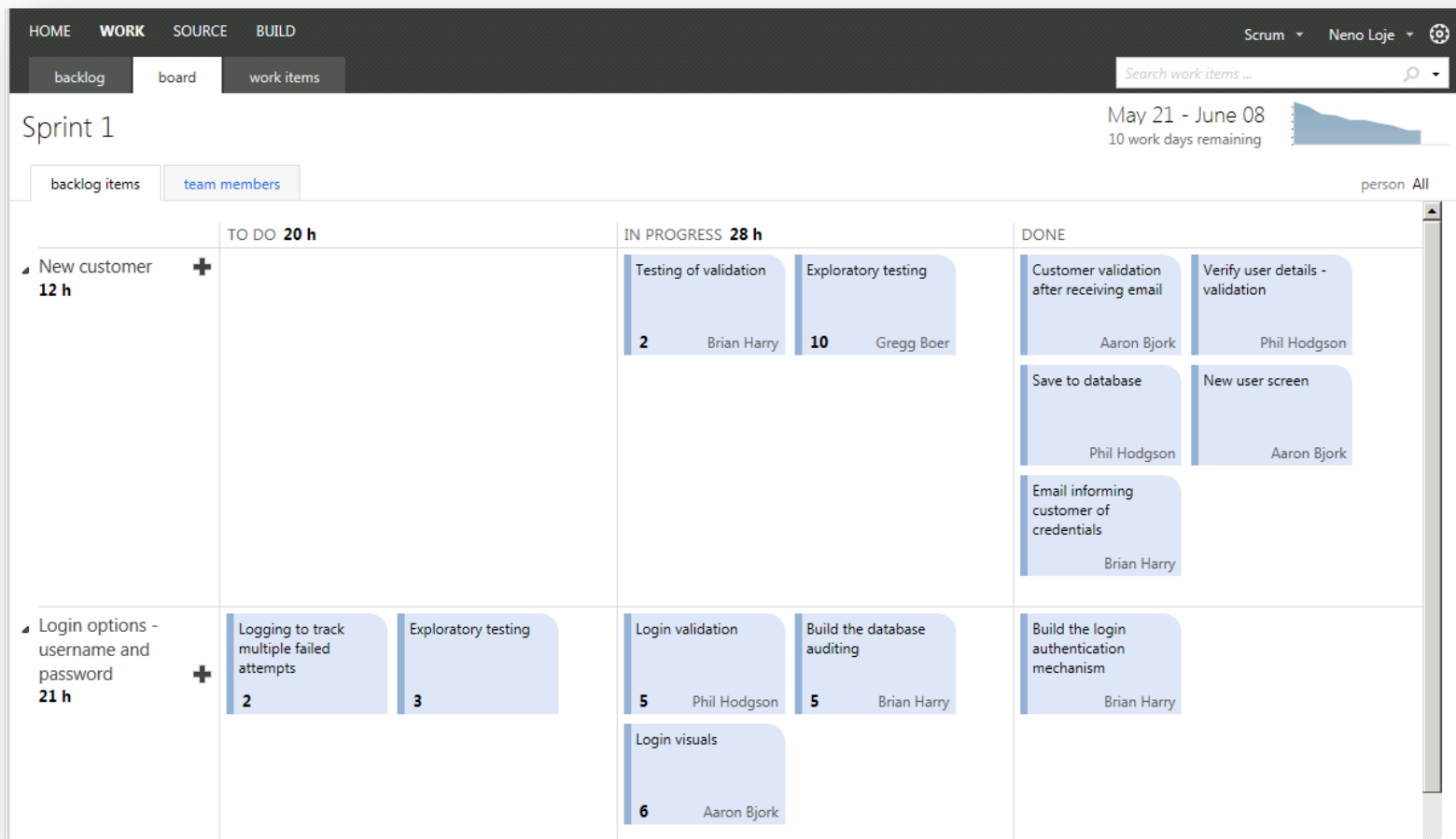
Ready Ln 11 Col 42 Ch 42 INS

# Daily Scrum Meeting

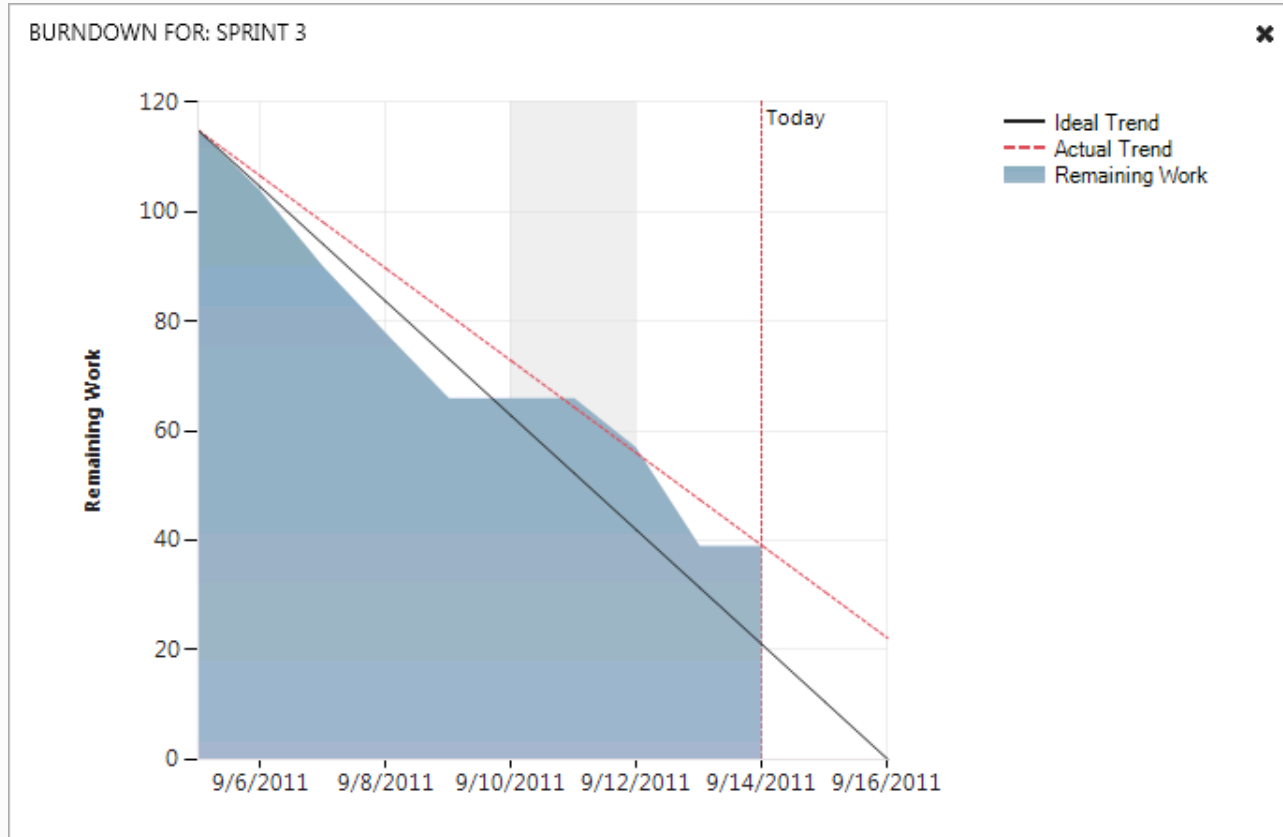
- 15 minute stand up
- 3 questions
  - What have you done since the last Daily Scrum?
  - What will you do between now and the next Daily Scrum?
  - What is in your way?
- Not a status meeting
- Not a problem solving meeting
  - Take it offline!
- Product Owner should not attend



# Task Board

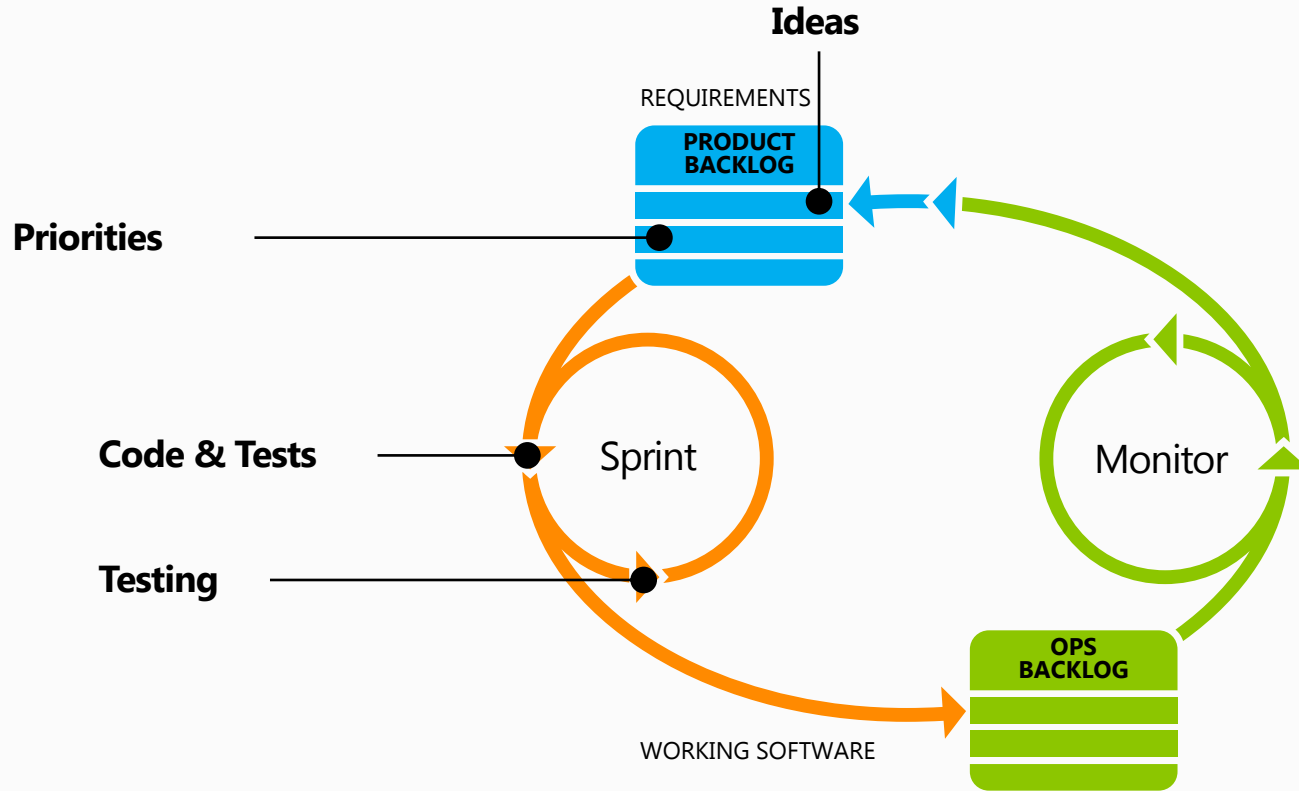


# Burndown Chart





# Continuous Value Delivery



&lt;Enter title here&gt;

Iteration Project Tailspin\Release 1\Sprint 1

## STATUS

Assigned To

State New

Reason New defect reported

## STEPS TO REPRODUCE SYSTEM TEST CASES

Segoe UI

The 10 steps you performed are listed below. To change steps to include in the bug, click [Change steps](#)

1. Click 'Address' text box
2. Go to web page 'http://vsalm.tfshosting.de:2012/'
3. Maximize window 'Bing - Windows Internet Explorer'
4. Click 'Order Status' link
5. Click 'Model Airplanes' link
6. Click 'View Plane' link
7. Click button
8. Click 'Checkout' button
9. Type 'Fist' in 'FirstName' text box
10. Type 'Last' in 'LastName' text box

## Diagnostic Data Adapter

[Action Log](#)[System Information](#)

## Change steps

Click and drag mouse to select steps

6 items selected

Go to web page 'http://go.microsoft.com/fwlink/p/?LinkId=247820' using new browser instance

Click 'Address' text box

Go to web page 'http://vsalm.tfshosting.de:2012/'

Maximize window 'Bing - Windows Internet Explorer'

Click 'Order Status' link

Click 'Model Airplanes' link

Click 'View Plane' link

Click button

Click 'Checkout' button

Type 'Fist' in 'FirstName' text box

Type 'Last' in 'LastName' text box

Select

Don't Select

Testing Center

PlanTestTrackOrganize

Tailspin Toys ▶ Iteration 2

ContentsResultsPropertiesNewOpen Items (2)

New Test Case 1\*

Copy LinkSave and Close

Title: <Required>

STATUS

Assigned To: Cameron Skinner

State: Design

Priority: 2

Automation Status: Not Automated

CLASSIFICATION

Area: Tailspin Toys

Iteration: Tailspin Toys\Iteration 2

STEPS | SUMMARY | TESTED USER STORIES | ALL LINKS | ATTACHMENTS | ASSOCIATED AUTOMATION

Insert stepInsert shared stepsInsert parameter

**B** / U A

	Action	Expected Result
1.	Click 'Tailspin Toys' button in the window 'Blank Page - Windows Internet Explorer'	
2.	Click 'Rockets' link	
3.	Click 'Paper Airplanes' link	
4.	Click 'View Plane' link	
5.	Click button	
6.	Type '2' in 'Quantity' text box	
7.	Click 'Checkout' button	
	<a href="#">Click here to add a step</a>	

# Measure As You Go

## Stories Overview

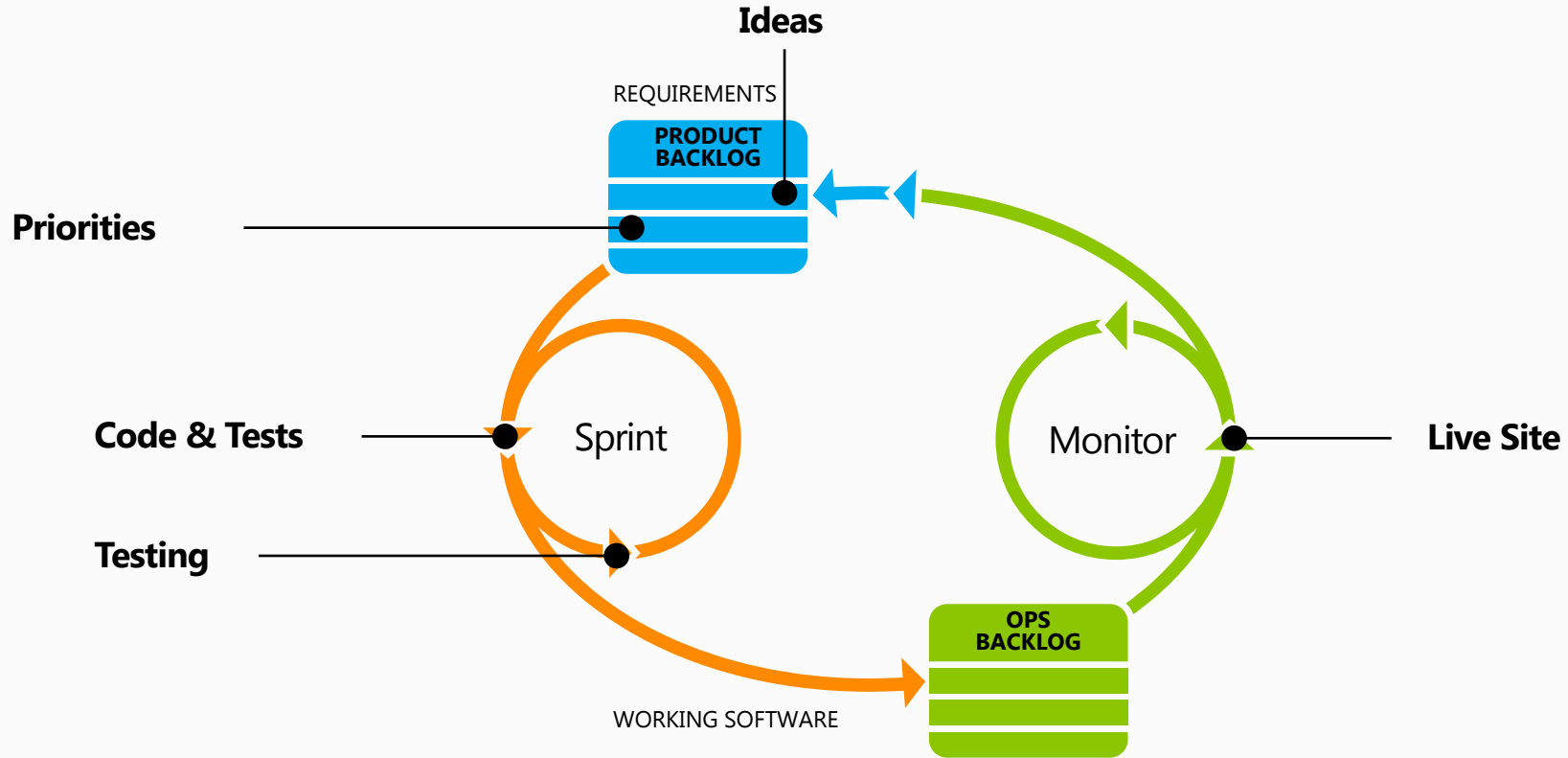
Helps you track how far each user story has been implemented. Shows each story's actual number of hours of work remaining and completed, its acceptance test results, and the number of bugs that are linked to each story.

### Related Reports

- [Bug Status](#)
- [Status on All Iterations](#)
- [Stories Progress](#)
- [Test Case Readiness](#)
- [Test Plan Progress](#)

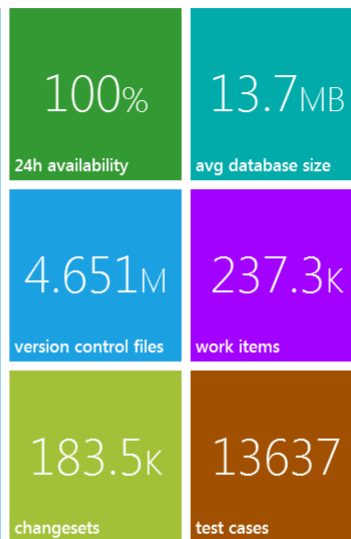
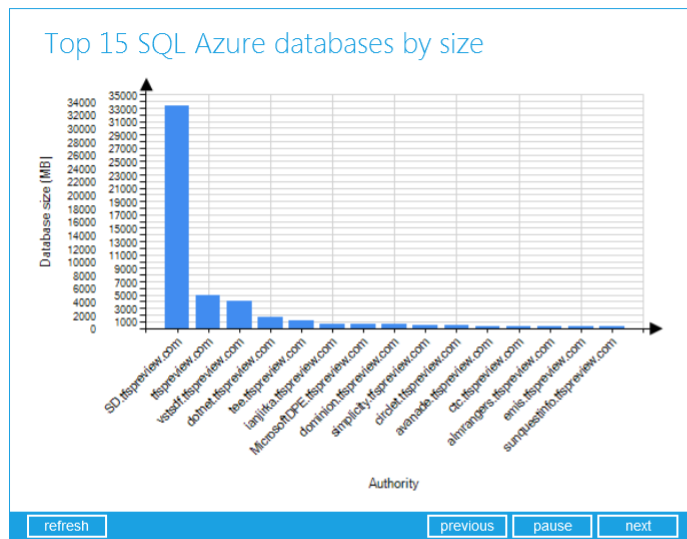
Title	Work Progress		Test Status			
	% Hours Completed	Hours Remaining	Tests	Test Results	Bugs	
<div> <div></div> <div>Completed</div> <div></div> <div>Remaining</div> </div>				<div> <div>Passed</div> <div>Failed</div> <div>Not Run</div> </div>	<div> <div>Active</div> <div>Resolved</div> </div>	
<div> <div></div> <div>As a new customer, I want to order a meal.</div> </div>	80 %	6634	3	33 % 55 %	1	2
<div> <div></div> <div>As a customer, I want to track my order history.</div> </div>	79 %	14053	0		6	
<div> <div></div> <div>Enable selection based on strength, intelligence, etc</div> </div>	19 %	144	2	48 % 52 %	1	2
<div> <div></div> <div>As a returning customer, I want to order one of the meals that I've recently ordered.</div> </div>	78 %	17	2	48 % 52 %		
<div> <div></div> <div>As a new customer, I want to choose a meal from a specific provider.</div> </div>	80 %	42	0			
<div> <div></div> <div>As a customer, I want to save orders.</div> </div>	80 %	9432	0			
<div> <div></div> <div>As an event planner, I want to let participants in my event choose meals from Dinnerflow.</div> </div>	17 %	298	2	33 % 53 %		
<div> <div></div> <div>As an event planner, I want to filter the menu to meet my constraints so that I can control the cost of the meals or so that I can offer only meals that are appropriate for the event.</div> </div>	40 %	126	0			
<div> <div></div> <div>Gold member can search for villians</div> </div>	79 %	724	2	33 % 53 %	1	
<div> <div></div> <div>As a returning customer, I want to be able to override my default location so that I can order from Dinnerflow when I'm on the road.</div> </div>	35 %	110	0			
<div> <div></div> <div>As a delivery provider, I want orders to be submitted to my business at least 45 minutes before we pick the order up from the provider so that we can optimize the delivery.</div> </div>		28	0			

# Continuous Value Delivery



# Live Site Dashboard

## Team Foundation Service dashboard



Data cached at 2/11/2012 12:35:16 AM UTC.

## Notes

2/9/2012 20:00 UTC

Today we started seeing a wave of UnexpectedExceptions (10) - from 2/9/2012 5:03:34 PM -2/9/2012 5:16:03 PM UTC , 1 ServerInvalidResponseException at 2/9/2012 5:17:31 PM UTC, and TestTimeout exceptions starting at 2/9/2012 5:18:57 PM UTC to current. 101 TestTimeOut exceptions and counting. SQL Azure is investigating possible throttling which may be causing instances of dos guarding against our VIP. WA is also investigating if there are any network issues associated with our VIP, AT IPs.

#tfservice

paul\_michaels  
@rhundhausen: #TFS11 team alerts ... bit.ly/vZbhoT #TFSPreview #TFSservice" finally! An excellent and long overdue feature!  
5 hours ago · reply · retweet · favorite

rhundhausen #TFS11 team alerts simplify emailing just the dev who broke the build bit.ly/vZbhoT #TFSPreview #TFSservice  
6 hours ago · reply · retweet · favorite

TFService #TFService issue resolved as of 12 PST. Been watching. 2 hrs stable. Nice. See Service Blog: blogs.msdn.com/b/tfservice/ for details, #TFSPreview  
yesterday · reply · retweet · favorite

Vanwysberghe RT @TFService: #TFService is experiencing issues this a.m. We are engaged. See Service Blog:

twitter Join the conversation

# IntelliTrace Collector

Free Download

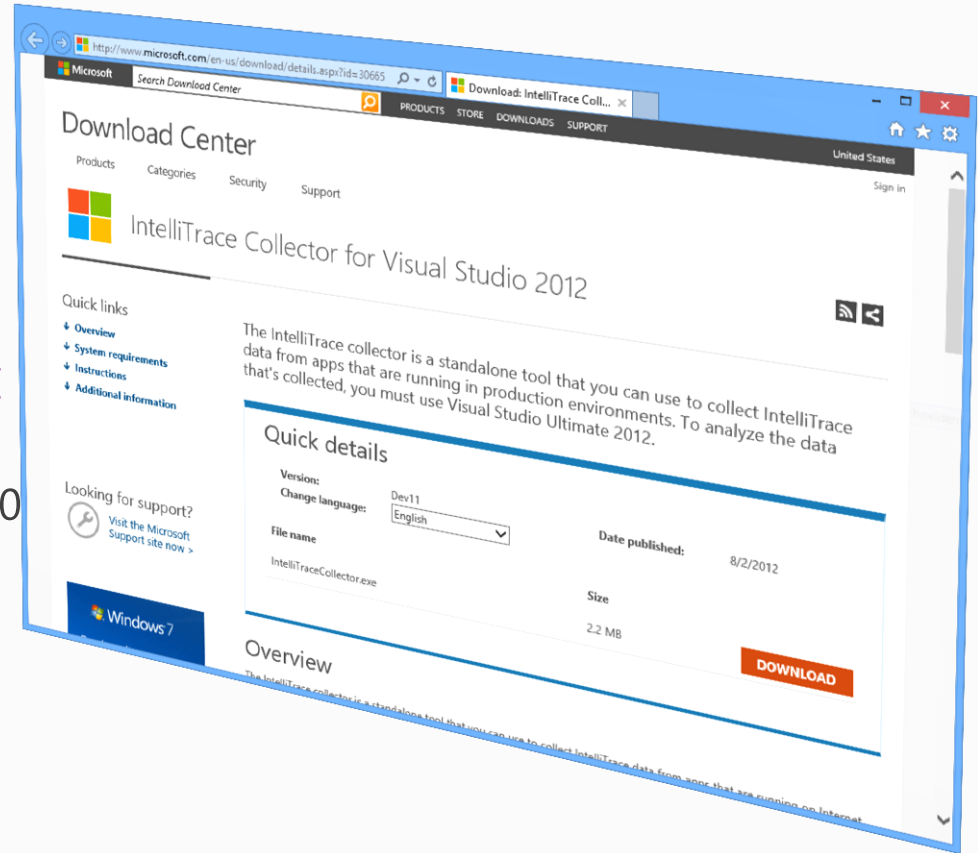
Standalone tool

Supports IIS 7.0, 7.5, or 8.0

Supported Operating Systems:

Windows 7 SP1, Windows 8,

Windows Server 2008, Windows Server 2008 R2 SP1, Windows Server 2012



## Monitoring

- Management Configuration Services
- Management Data Access
- Management Group Details
- Management Packs and Workflows
- Management Server
- Network Discovery
- Notification
- Synthetic Transaction
- TFS Work Item Synchronization
  - Alerts in Engineering
  - New Alerts
  - State
- UNIX/Linux Computers
  - vitalyg app
  - vitalyg2tfs
  - VITALYGTFSMP
- Web Application Transaction Monitoring
- Windows Service And Process Monitoring

Show or Hide Views...

New View

Monitoring

Authoring

Reporting

Administration

My Workspace

## Alerts in Engineering

## Alerts assigned to Engineering (1)

Icon	Source	Description	Resolution State	Owner
Severity: Warning (1)				
	vitalyg2/ClientCallbackExampleCS	'ASP.clientcallback_aspx.ProcessRequ...	Assigned to Engineering	

## Alerts resolved by Engineering (1)

Icon	Source	Description	Owner	Ticket ID	Age
Severity: Warning (1)					
	vitalyg2/ClientCallbackExampleCS	'__ASP.FastObjectFactory_app_web_axqi3...	Steve Ballmer	25 (Revision 5)	16 Mi

## Alert Details

Server Performance Exception

Source: vitalyg2/ClientCallbackExampleCS

Full Path Name: vitalyg2.redmond.corp.microsoft.com\vitalyg2.redmond.corp.microsoft.com\vitalyg2/ClientCallbackExampleCS

Alert Rule: Generate Alert for Performance APM Event

Created: 2/21/2012 2:26:26 PM

Alert D

'\_\_ASP

0' has

vitalyg

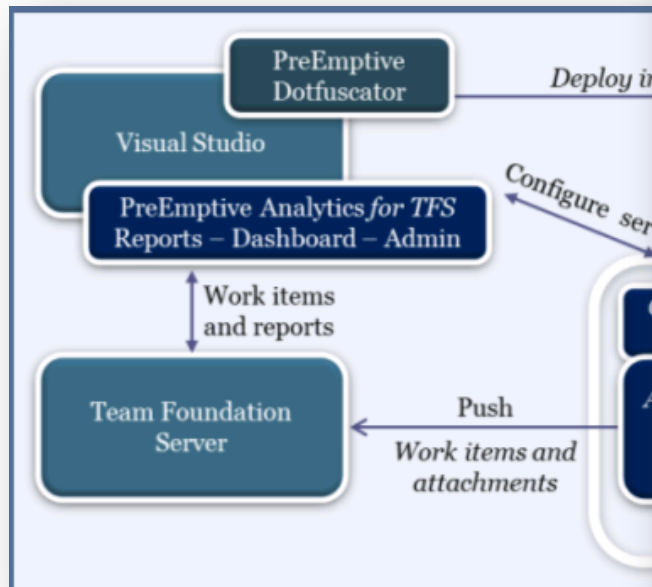
follow

m=ev6

Task Pane



# PreEmptive Analytics



The screenshot shows the Team Foundation Server Administration Console. The left pane displays the 'VSALM' tree structure, with 'PreEmptive Analytics' selected under 'Additional Tools and Components'. The right pane shows the 'PreEmptive Analytics Community Edition' installation wizard. The wizard includes a 'Refresh' button and a 'Help' link. The main content area contains the following text:

You can install PreEmptive Analytics Community Edition to view exceptions experienced by your customers as Team Foundation Server work items.

**Choose this wizard if the following statements are true:**

- You want to install PreEmptive Analytics on the same server as Team Foundation Server.
- You want to use the default instance of SQL Server.

**Do not choose this wizard if one or more of the following statements are true**

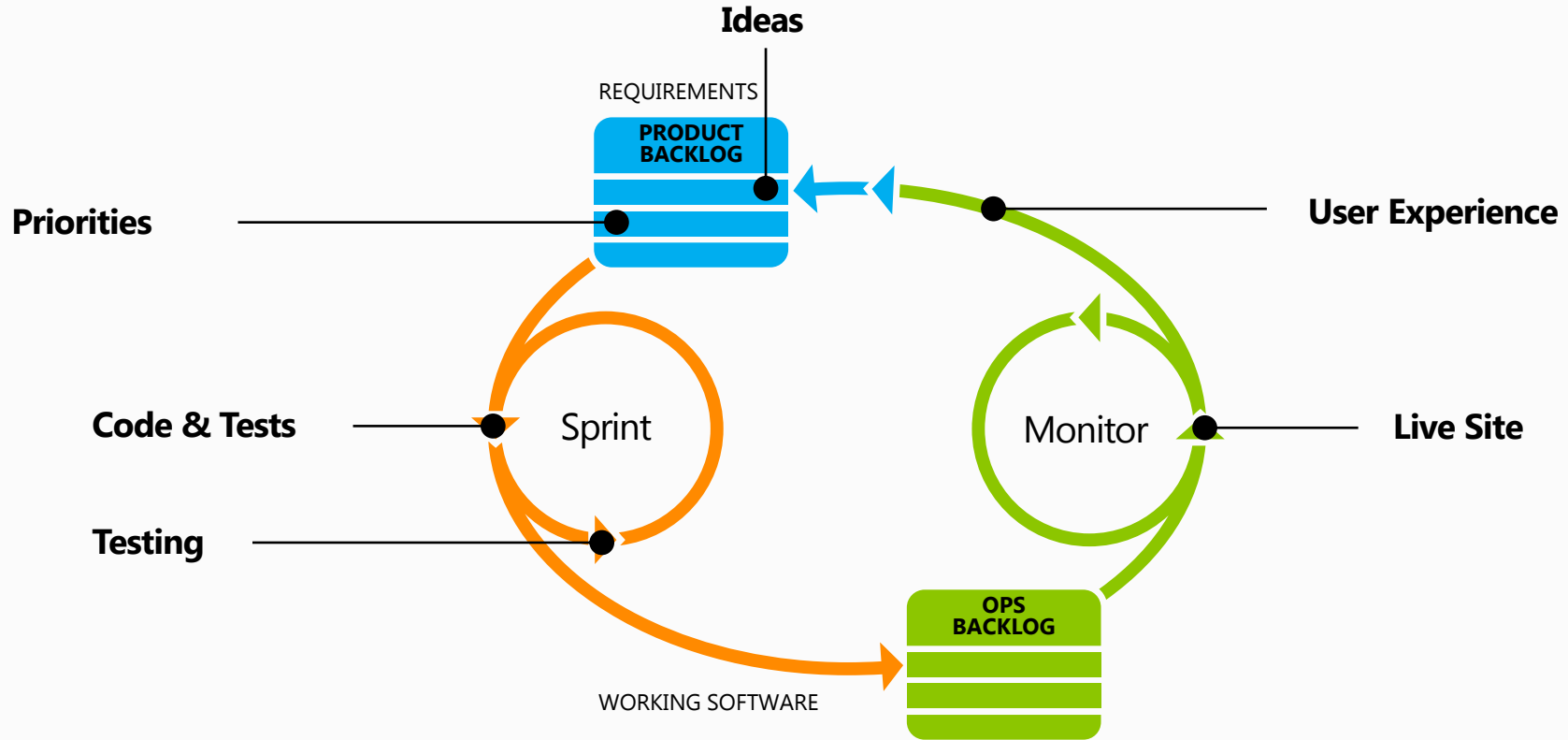
- This server must be optimized for performance or security reasons.
- You want to customize the installation of PreEmptive Analytics Community Edition.

To launch the wizard, choose the following link: [Install PreEmptive Analytics Community Edition](#).


To learn more about PreEmptive Analytics, including how to customize the installation, choose the following link: [Learn more about PreEmptive Analytics](#).

Last Refresh: 5/16/2012 2:51:21 AM

# Continuous Value Delivery



# Haben wir die Erwartungen erfüllt?



# Request Feedback

REQUEST FEEDBACK

Request stakeholders to provide feedback on an application that your team has built or plans to build.

REQUEST FEEDBACK

To

Subject

**B** / U | | | | | | |

We want your feedback for the following items:

1. Customer Creation Process

[Start your feedback session](#)

If the feedback tool is not already installed on your machine, [install the feedback tool](#).

Thanks,  
Brian Keller

*If clicking the "Start your feedback session" link fails to launch the feedback session, copy the following URL (to be generated once you click Send) and paste it into a browser address bar to start the session.*

BackPreviewSend

BackPreviewSend

# Provide Feedback

Start


Provide

Submit

LAUNCH

Follow the instructions below to launch the application to provide feedback on.

APPLICATION

 <http://intranet.fabrikam.com>

INSTRUCTIONS

Use our intranet server to preview the recent changes.

Click Next after you have launched the application.

Next

Start

Provide

Submit

ITEM: 1

Customer Creation Process

Please take a minute and review the customer creation process (see storyboard for details).

Screen only

Screen with Voice

Voice only

Screenshot


Attach file

Record

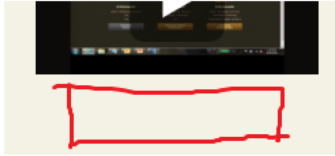
Attach


Recording 00:03:02

Stop

**B** / U / **A** 

Can we add our partner logo below the video?



Rate this item: 

Previous

Next


Start

Provide


Submit

THANK YOU

We appreciate the time you took to provide us feedback.

 Customer Creation Process

Can we add our partner logo below the video?

 [review feedback](#)

Your feedback will be saved to:

Server: <http://localhost:8080/tfs/defaultcollection>

Project: Scrum



Previous

Submit and Close

# Review Feedback

HOME WORK SOURCE BUILD

backlog board work items

New ▾ |  

[Assigned to me](#)

[Unsaved work items](#)

My favorites

[Sprint Backlog](#)

Team favorites

[Product Backlog](#)

My Queries

Shared Queries

Current Sprint

Feedback \*

[Product Backlog](#)

Feedback

2 work items (1 top level, 1 linked and 1 selected)






work item pane bottom

results editor

Column options

ID	Title	State	Created By	Rating
33	Customer Creation Process	Active	Neno Loje	
34	Feedback Response from Neno Loje for Customer Creation Process	Active	Neno Loje	4 - Very Good










Feedback Response 34: Feedback Response from Neno Loje for Customer Creation Process


Feedback Response from Neno Loje for Customer Creation Process


NOTES STORIES SYSTEM INFO ALL LINKS ATTACHMENTS HISTORY


Stakeholder Comments

**B** / **U**         

Can we add our partner logo below the video?

 Screen Recording 1 (03:36)





**STATUS**

Created By Neno Loje

Assigned To Neno Loje

State Active

Rating 4 - Very Good

**CLASSIFICATION**

Area Scrum

Iteration Scrum\Release 1\Sprint 1

Team Foundation Server About

© Microsoft Corporation. All rights reserved.

# Kanban Board

Update 1

Team Foundation Service / MyAgileProject

Chris Help

HOME WORK SOURCE BUILD

backlog board work items

Product Backlog

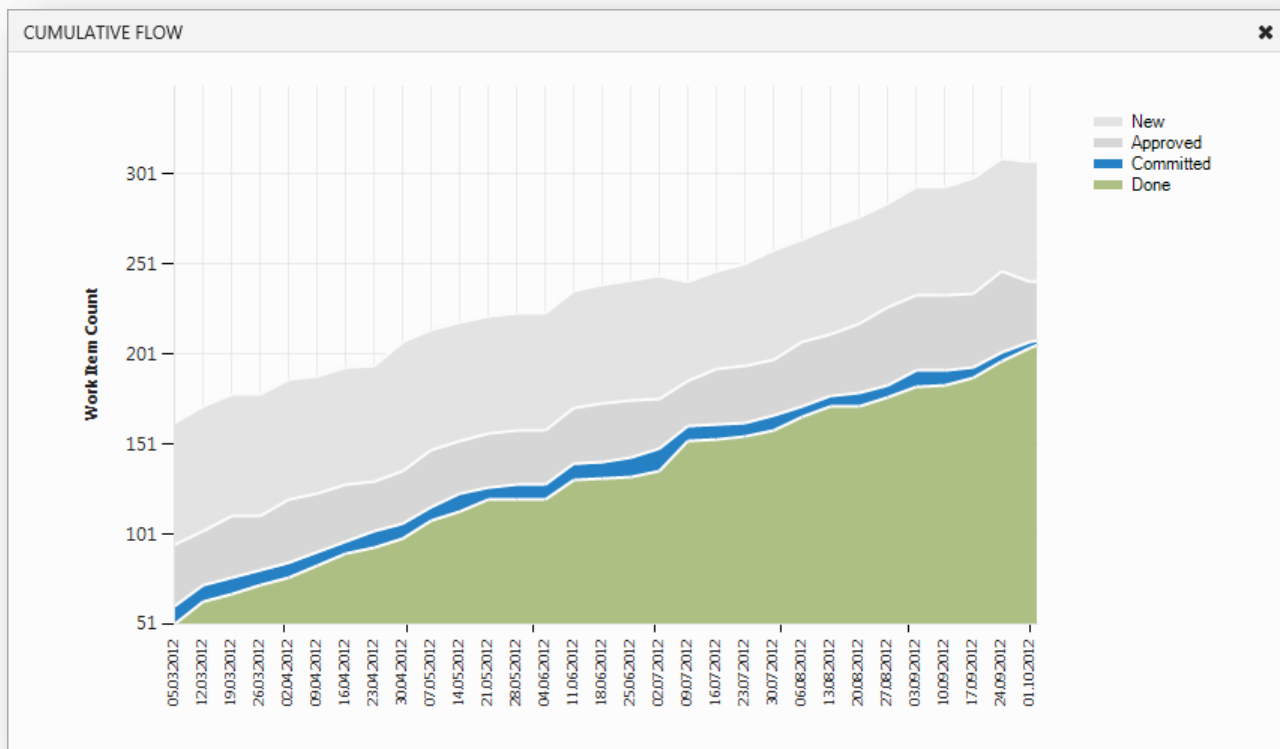
backlog items board

NEW	APPROVED 2/4	COMMITTED 3/3	DONE
<p>As a customer I like to rate movies 12</p>	<p>As a customer I like to get informed when new movies are 3</p>	<p>As a customer I like to rent movies online Chris 8</p>	<p>As a customer I want reuse my profile Chris 3</p>
<p>As a customer I like see other movie ratings 3</p>	<p>As a customer I want to get special discounts 3</p>	<p>As a customer I like to see the history of my transactions 1</p>	
<p>As a customer I like to configure genre filters 8</p>		<p>As customer I want to pay using paypal 5</p>	
<p>As a customer I want to buy the movie 10</p>			

© Microsoft Corporation. All rights reserved. [Terms of Service](#) | [Privacy Statement](#) | [Service Notifications](#) | [Trademarks](#) | **Microsoft**

# Cumulative Flow Diagram

Update 1





# Continuous Value Delivery

## Define

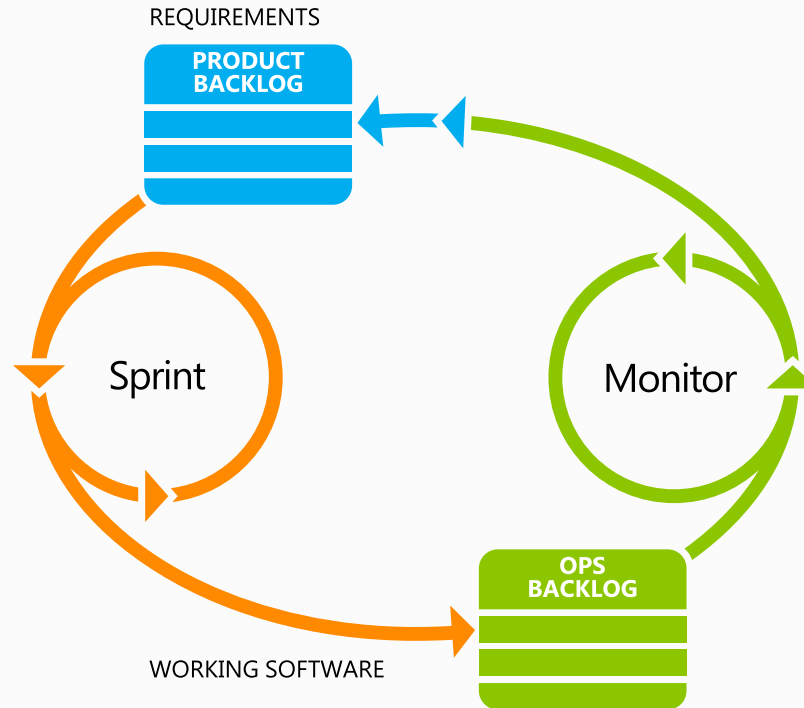
### Ideation

PowerPoint storyboarding  
Agile planning

## Develop

### Idea to working software

Suspend and resume  
Code reviews  
Feedback collection  
Unit testing  
Exploratory testing  
Continuous integrations  
Continuous deployments



## Operate

### Deployment to feedback

SCOM integration  
IntelliTrace in production  
PreEmptive analytics

# Bücher zu TFS 2012

- > [Visual Studio Team Foundation Server 2012: Adopting Agile Software Practices: From Backlog to Continuous Feedback](#) (3rd Edition)  
Definitive guide to the application of agile development with Scrum and modern software engineering practices using Visual Studio
- > [Professional Team Foundation Server 2012](#)  
Must have guidance on everything you need to know about TFS 2012
- > [Professional Application Lifecycle Management with Visual Studio 2012](#)  
Introduction to ALM with VS & TFS 2012
- > [Professional Scrum Development with Microsoft Visual Studio 2012](#) (MS Press)  
How to turn requirements into working software increments with VS + Scrum + Agile practices

# Visual Studio 2012 Product Family

## Ultimate

Web Testing	UML Diagrams	Arch. Validation	IntelliTrace®
Unlimited Load Testing	Architecture Explorer	Microsoft Fakes (Unit Test Isolation)	IntelliTrace Collector

## Premium

	Code Clone Analysis	Code Review	<b>Test Professional</b>	
Code Coverage	UI Test Automation	My Work		
Code Metrics	Enhanced Profiling (Tier Interaction)	Cont. Testing		
			Backlogs & Planning	Microsoft Test Manager (MTM)
			Feedback	PowerPoint Storyboarding

## Professional

	Code Analysis
Unit Testing	Code Profiler

Team Explorer Everywhere (TEE)
Eclipse Plug-In

Team Foundation Server



 Visual Studio®

<http://www.microsoft.com/visualstudio/11/en-us/products/compare>

Danke für die Aufmerksamkeit!



# Kontaktinformationen: Neno Loje

Freier Berater für ALM, TFS & Scrum

Neno (at) TeamFoundationServer.de

**Buchbar für: Schulungen • Coaching • Beratung**

www: <http://www.teamsystempro.com>

Buch: <http://www.nenoloje.de/buch>

[EN] <http://www.tfsblog.com>

[DE] <http://www.nenoloje.de/meinblog>





# Microsoft