




Deployment worksheet

Record data in this worksheet to enable administrators of Microsoft SharePoint Server 2010 and SAP systems to exchange information that is required during deployment of Duet Enterprise for Microsoft SharePoint and SAP.

Table 1 – Information provided by the SharePoint Server administrator

Information needed	Example	Value
URL of Web application for Duet Enterprise sites	<p>https://contoso.corp.com:80</p> <p> Note: This information is needed by the SharePoint Server administrator to perform a procedure during deployment.</p>	
URL of Web application for report publishing	<p>https://contoso.corp.com:443</p> <p> Note: This information is needed by the SharePoint Server administrator to perform a procedure during deployment.</p>	
SSL certificate file name and location	\\contoso\UpdatedModels\DuetSSLCert.cer	
STS certificate file name and location	\\contoso\UpdatedModels\DuetSTSCert.cer	
STS Issuer name	<p>CN = SharePoint Root Authority</p> <p>OU = SharePoint</p> <p>O = Microsoft</p> <p>C = US</p>	
AD DS Server name	<p>contosoDC</p> <p> Tip: This must be the NetBIOS name of the computer that is running the Active Directory Domain Services (AD DS) where the user accounts that are used by SharePoint Server are stored.</p>	
Port number of AD DS	389	
AD DS account and password		




Information needed	Example	Value
Attribute in AD DS where SAP user name is maintained	This name is an attribute in AD DS. For example, sAMAccountName.	
User Base Domain Name		
SAPServiceModels.zip location	d:\BDCModels -or- \\contoso\BDCModels	
Unzipped model file location	d:\UnzippedModelFiles -or- \\contoso\UnzippedModelFiles  Note: This information is needed by the SharePoint Server administrator to perform a procedure during deployment.	
BDC service name	Business Data Connectivity service	
Reporting site URL	http://contoso/sites/Reports	
URL to OBAFileReceiver for reporting	https://contoso:445/sites/Reports/_VTI_bin/OBAFileReceiver.asmx?WS DL  Tip: An SAP administrator must have a SharePoint Server user account that is granted a minimum of Read access to this file.	
Secure store ID		
URL to OBAWorkflowService for Workflow		
SharePoint 2010 Timer service account	This is the account name, in the format domain\username, that is assigned to the SharePoint 2010 Timer service. For example, contoso\timersvc.	
User Profile Service Application name	Name of the User Profile Service Application that you will use for Duet Enterprise.	
Farm account	contoso\farmadm	

Table 2 – Information provided by the SAP administrator

Information needed	Example	Value
SSL Certificate location and file name		
SAML is configured (Yes/No)	Yes	
User name for WSDL access		
Password for WSDL access	Pas\$word1	
BDC models .zip file location	d:\UpdatedModels\BDC.zip	

Table 3 - Accounts needed for SharePoint Server

Information needed	Notes	Value
Setup user account	This is the account that is used to run setup.exe and DuetConfig.exe, in the format domain\username. Example: contoso\admin1	
Service account for the Duet Enterprise sites Web application	The account that runs the application pool for the Web application used for the Duet Enterprise sites.  Note: This must be a managed account.	
Users who can access SAP content	You can use the nt authority\authenticated users account to grant access to all authenticated users or provide the list of Windows users/groups that will be granted access.	
Report publisher account		
Workflow publisher account		