

A man with short dark hair, wearing a dark shirt with thin vertical stripes, stands in the center of a server room aisle. He is looking directly at the camera with a slight smile. The aisle is lined with tall, blue server racks that recede into the distance under bright overhead lights.

# Microsoft Security Intelligence Report

Volume 18 | July through December, 2014

*REGIONAL THREAT ASSESSMENT*

This document is for informational purposes only. MICROSOFT MAKES NO WARRANTIES, EXPRESS, IMPLIED, OR STATUTORY, AS TO THE INFORMATION IN THIS DOCUMENT.

This document is provided “as-is.” Information and views expressed in this document, including URL and other Internet Web site references, may change without notice. You bear the risk of using it.

Copyright © 2015 Microsoft Corporation. All rights reserved.

The names of actual companies and products mentioned herein may be the trademarks of their respective owners.

# Contents

Albania .....	1
Algeria .....	11
Angola .....	21
Argentina .....	25
Australia .....	35
Austria.....	45
Bahamas, The .....	55
Bahrain .....	59
Bangladesh.....	63
Belarus .....	73
Belgium .....	83
Bolivia.....	93
Brazil .....	99
Bulgaria .....	109
Canada .....	119
Chile .....	129
China .....	139
Colombia .....	149
Costa Rica .....	159
Croatia .....	169
Cyprus .....	179
Czech Republic .....	189
Denmark .....	199
Dominican Republic.....	209
Ecuador .....	219
Egypt .....	229
El Salvador .....	239
Estonia .....	249
Finland .....	259

France.....	269
Georgia .....	279
Germany.....	289
Greece .....	299
Guatemala.....	309
Honduras.....	319
Hong Kong S.A.R.....	323
Hungary .....	333
Iceland.....	343
India .....	351
Indonesia .....	361
Iraq .....	371
Ireland .....	379
Israel.....	389
Italy.....	399
Jamaica .....	409
Japan .....	417
Jordan.....	427
Kazakhstan .....	437
Kenya.....	447
Korea .....	457
Kuwait.....	467
Latvia .....	477
Lebanon.....	487
Lithuania .....	497
Luxembourg .....	507
Macao S.A.R.....	513
Malaysia .....	519
Malta.....	529
Mexico .....	535
Moldova.....	545

Mongolia.....	555
Morocco.....	561
Nepal .....	571
Netherlands .....	581
New Zealand .....	591
Nicaragua .....	601
Nigeria .....	607
Norway .....	617
Oman.....	627
Pakistan .....	633
Palestinian Authority.....	643
Panama .....	653
Paraguay.....	663
Peru .....	669
Philippines .....	679
Poland .....	689
Portugal.....	699
Puerto Rico .....	709
Qatar .....	719
Romania .....	729
Russia .....	739
Saudi Arabia.....	749
Senegal.....	759
Serbia .....	769
Singapore .....	779
Slovakia .....	789
Slovenia.....	799
South Africa.....	809
Spain .....	819
Sri Lanka.....	829
Sweden.....	839

Switzerland.....	849
Taiwan .....	859
Tanzania .....	869
Thailand .....	875
Trinidad and Tobago .....	885
Tunisia .....	895
Turkey.....	905
Ukraine.....	915
United Arab Emirates .....	925
United Kingdom .....	935
United States .....	945
Uruguay .....	955
Venezuela .....	965
Vietnam.....	975
Zimbabwe .....	985

# Albania

The statistics presented here are generated by Microsoft security programs and services running on computers in Albania in 4Q14 and previous quarters. This data is provided from administrators or users who choose to opt in to provide data to Microsoft, using IP address geolocation to determine country or region.

On computers running real-time security software, most attempts by malware to infect computers are blocked before they succeed. Therefore, for a comprehensive understanding of the malware landscape, it's important to consider infection attempts that are blocked as well as infections that are removed. For this reason, Microsoft uses two different metrics to measure malware prevalence:

- *Encounter rate* is simply the percentage of computers running Microsoft real-time security products that report a malware encounter, whether the infection attempt succeeds or not.
- *Computers cleaned per mille*, or *CCM*, is an infection rate metric that is defined as the number of computers cleaned for every 1,000 unique computers executing the Malicious Software Removal Tool (MSRT), a free tool distributed through Microsoft update services that removes more than 200 highly prevalent or serious threats from computers.

Infection rate statistics for Albania

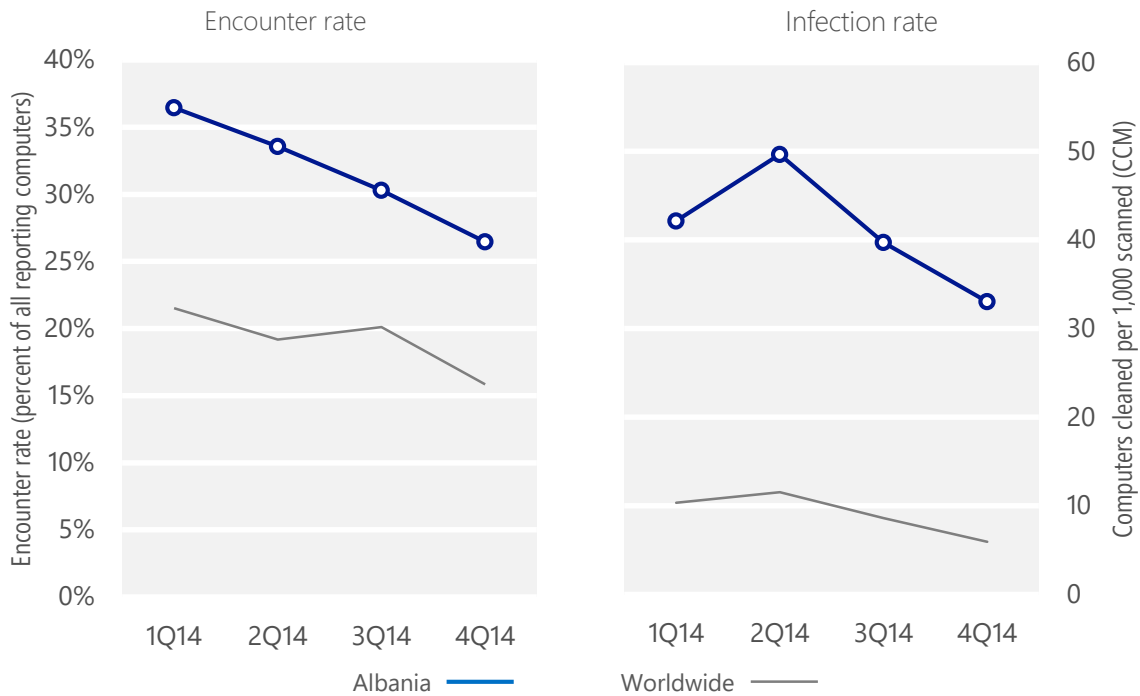
Metric	1Q14	2Q14	3Q14	4Q14
Encounter rate, Albania	36.5%	33.6%	30.3%	26.5%
Worldwide encounter rate	21.5%	19.2%	20.1%	15.9%
CCM, Albania	42.1	49.6	39.7	33.0
Worldwide CCM	10.3	11.5	8.6	5.9

Encounter and infection rates reported here do not include totals for the Brantall, Filcoute, and Rotbrow malware families. See pages 57–64 of [Microsoft Security Intelligence Report, Volume 17](#) for an explanation of this decision.

## Encounter and infection rate trends

In 4Q14, 26.5% percent of computers in Albania encountered malware, compared to the 4Q14 worldwide encounter rate of 15.9 percent. In addition, the MSRT detected and removed malware from 33.0 of every 1,000 unique computers scanned in Albania in 4Q14 (a CCM score of 33.0, compared to the 4Q14 worldwide CCM of 5.9). The following figure shows the encounter and infection rate trends for Albania over the last four quarters, compared to the world as a whole.

Malware encounter and infection rate trends in Albania and worldwide

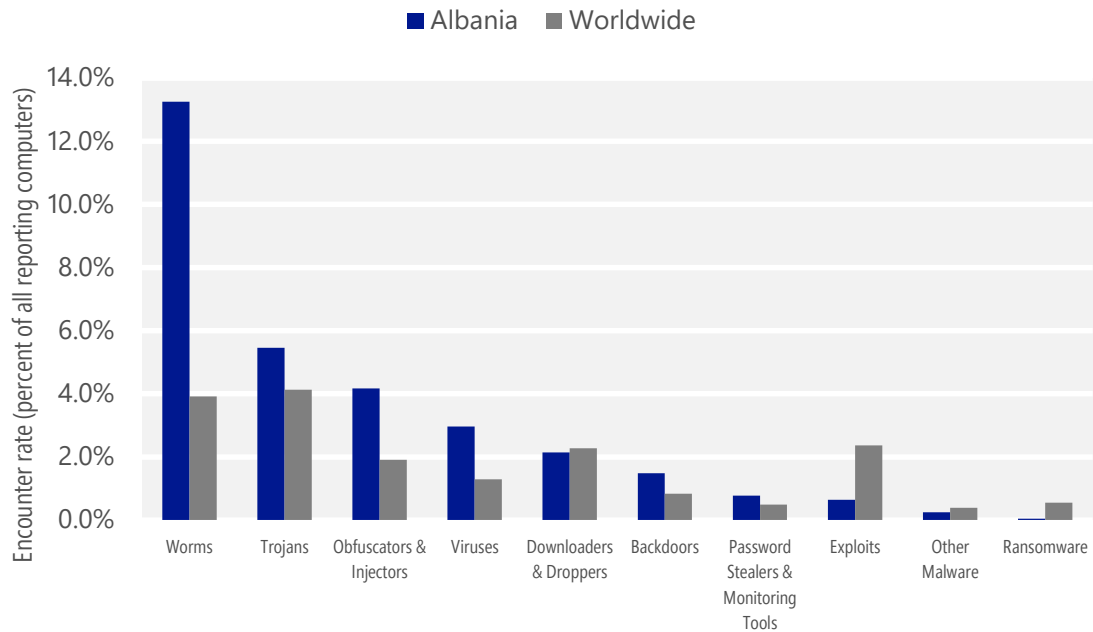


See the Worldwide Threat Assessment section of [Microsoft Security Intelligence Report, Volume 18](http://www.microsoft.com/sir) at [www.microsoft.com/sir](http://www.microsoft.com/sir) for more information about threats in Albania and around the world, and for explanations of the methods and terms used here.



## Malware categories

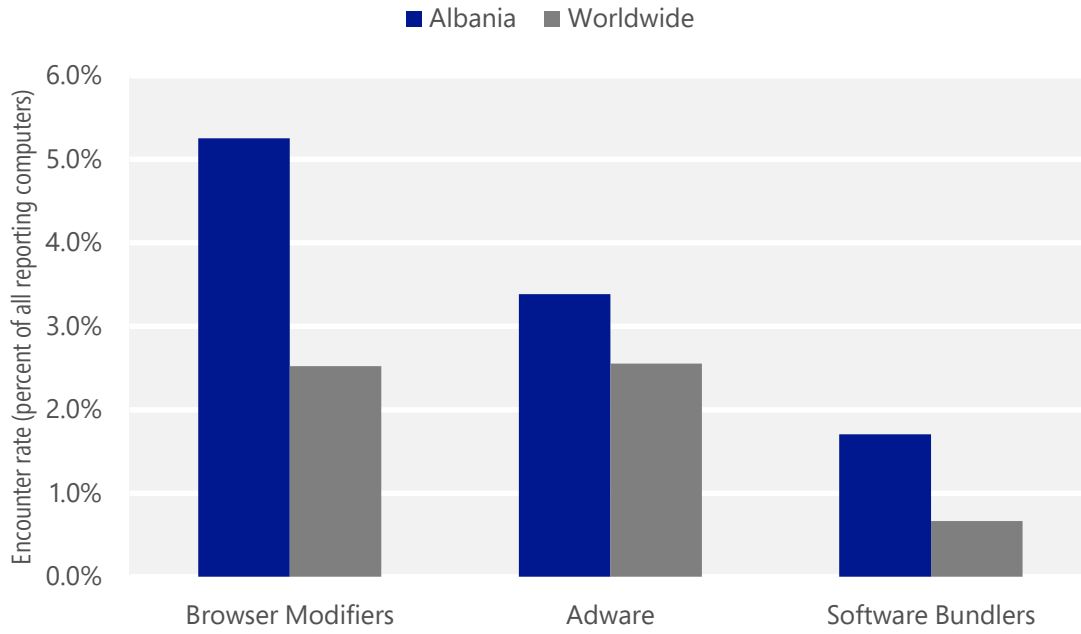
Malware encountered in Albania in 4Q14, by category



- The most common malware category in Albania in 4Q14 was Worms. It was encountered by 13.3 percent of all computers there, up from 12.3 percent in 3Q14.
- The second most common malware category in Albania in 4Q14 was Trojans. It was encountered by 5.5 percent of all computers there, down from 11.4 percent in 3Q14.
- The third most common malware category in Albania in 4Q14 was Obfuscators & Injectors, which was encountered by 4.2 percent of all computers there, down from 4.4 percent in 3Q14.

## Unwanted software categories

Unwanted software encountered in Albania in 4Q14, by category



- The most common unwanted software category in Albania in 4Q14 was Browser Modifiers. It was encountered by 5.2 percent of all computers there, down from 7.8 percent in 3Q14.
- The second most common unwanted software category in Albania in 4Q14 was Adware. It was encountered by 3.4 percent of all computers there, up from 0.9 percent in 3Q14.
- The third most common unwanted software category in Albania in 4Q14 was Software Bundlers, which was encountered by 1.7 percent of all computers there, up from 0.1 percent in 3Q14.

## Top malware families by encounter rate

The most common malware families encountered in Albania in 4Q14

	Family	Most significant category	% of reporting computers
1	<a href="#">Win32/Gamarue</a>	Worms	5.5%
2	<a href="#">VBS/Jenxcus</a>	Worms	4.2%
3	<a href="#">INF/Autorun</a>	Obfuscators & Injectors	3.7%
4	<a href="#">Win32/Sality</a>	Viruses	2.3%
5	<a href="#">Win32/Helompy</a>	Worms	2.3%
6	<a href="#">Win32/Conficker</a>	Worms	1.6%
7	<a href="#">Win32/Brontok</a>	Worms	1.1%
8	<a href="#">Win32/Yeltminky</a>	Worms	1.1%
9	<a href="#">Win32/Vobfus</a>	Worms	0.9%
10	<a href="#">Win32/Obfuscator</a>	Obfuscators & Injectors	0.8%

- The most common malware family encountered in Albania in 4Q14 was [Win32/Gamarue](#), which was encountered by 5.5 percent of reporting computers there. [Win32/Gamarue](#) is a worm that is commonly distributed via exploit kits and social engineering. Variants have been observed stealing information from the local computer and communicating with command-and-control (C&C) servers managed by attackers.
- The second most common malware family encountered in Albania in 4Q14 was [VBS/Jenxcus](#), which was encountered by 4.2 percent of reporting computers there. [VBS/Jenxcus](#) is a worm that gives an attacker control of the computer. It is spread by infected removable drives, like USB flash drives. It can also be downloaded within a torrent file.
- The third most common malware family encountered in Albania in 4Q14 was [INF/Autorun](#), which was encountered by 3.7 percent of reporting computers there. [INF/Autorun](#) is a family of worms that spreads by copying itself to the mapped drives of an infected computer. The mapped drives may include network or removable drives.
- The fourth most common malware family encountered in Albania in 4Q14 was [Win32/Sality](#), which was encountered by 2.3 percent of reporting computers there. [Win32/Sality](#) is a family of polymorphic file infectors that target executable files with the extensions .scr or .exe. They may execute a damaging payload that deletes files with certain extensions and terminates security-related processes and services.

## Top unwanted software families by encounter rate

The most common unwanted software families encountered in Albania in 4Q14

	Family	Most significant category	% of reporting computers
1	<a href="#">Win32/Couponruc</a>	Browser Modifiers	3.1%
2	<a href="#">Win32/Defaulttab</a>	Browser Modifiers	2.4%
3	<a href="#">Win32/BetterSurf</a>	Adware	1.9%
4	<a href="#">Win32/Costmin</a>	Adware	1.3%
5	<a href="#">Win32/Gofilexpress</a>	Software Bundlers	1.2%

- The most common unwanted software family encountered in Albania in 4Q14 was [Win32/Couponruc](#), which was encountered by 3.1 percent of reporting computers there. [Win32/Couponruc](#) is a browser modifier that changes browser settings and may also modify some computer and Internet settings.
- The second most common unwanted software family encountered in Albania in 4Q14 was [Win32/Defaulttab](#), which was encountered by 2.4 percent of reporting computers there. [Win32/Defaulttab](#) is a browser modifier that redirects web browser searches and prevents the user from changing browser settings.
- The third most common unwanted software family encountered in Albania in 4Q14 was [Win32/BetterSurf](#), which was encountered by 1.9 percent of reporting computers there. [Win32/BetterSurf](#) is adware that displays unwanted ads on search engine results pages and other websites. It may be included with software bundles that offer free applications or games.

## Top threat families by infection rate

The most common malware families by infection rate in Albania in 4Q14

	Family	Most significant category	Infection rate (CCM)
1	<a href="#">Win32/Sality</a>	Viruses	10.7
2	<a href="#">Win32/Gamarue</a>	Worms	6.7
3	<a href="#">VBS/Jenxcus</a>	Worms	5.3
4	<a href="#">Win32/Helompy</a>	Worms	3.5
5	<a href="#">JS/Kilim</a>	Trojans	2.6
6	<a href="#">Win32/Pramro</a>	Trojans	2.3
7	<a href="#">Win32/Brontok</a>	Worms	2.1
8	<a href="#">Win32/Yeltminky</a>	Worms	1.7
9	<a href="#">Win32/Sefnit</a>	Trojans	0.9
10	<a href="#">Win32/Vobfus</a>	Worms	0.9

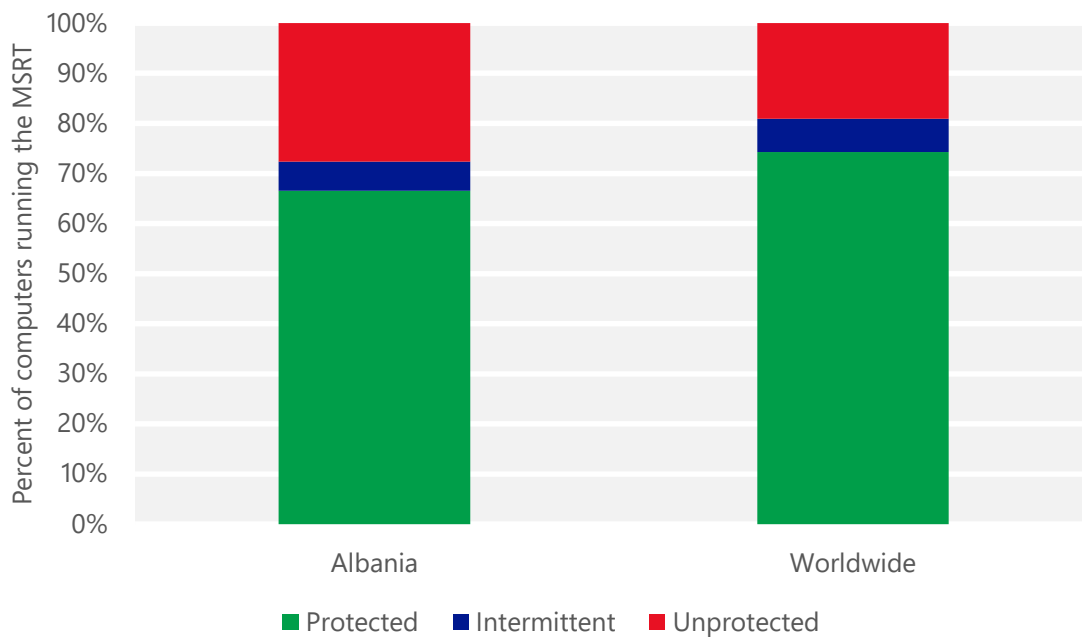
- The most common threat family infecting computers in Albania in 4Q14 was [Win32/Sality](#), which was detected and removed from 10.7 of every 1,000 unique computers scanned by the MSRT. [Win32/Sality](#) is a family of polymorphic file infectors that target executable files with the extensions .scr or .exe. They may execute a damaging payload that deletes files with certain extensions and terminates security-related processes and services.
- The second most common threat family infecting computers in Albania in 4Q14 was [Win32/Gamarue](#), which was detected and removed from 6.7 of every 1,000 unique computers scanned by the MSRT. [Win32/Gamarue](#) is a worm that is commonly distributed via exploit kits and social engineering. Variants have been observed stealing information from the local computer and communicating with command-and-control (C&C) servers managed by attackers.
- The third most common threat family infecting computers in Albania in 4Q14 was [VBS/Jenxcus](#), which was detected and removed from 5.3 of every 1,000 unique computers scanned by the MSRT. [VBS/Jenxcus](#) is a worm that gives an attacker control of the computer. It is spread by infected removable drives, like USB flash drives. It can also be downloaded within a torrent file.
- The fourth most common threat family infecting computers in Albania in 4Q14 was [Win32/Helompy](#), which was detected and removed from 3.5 of every 1,000 unique computers scanned by the MSRT. [Win32/Helompy](#) is a worm that spreads via removable drives and attempts to capture and steal authentication details for a number of different websites or online services.

## Security software use

Recent releases of the MSRT collect and report details about the state of real-time antimalware software on a computer, if the computer's administrator has chosen to opt in to provide data to Microsoft. This telemetry data makes it possible to analyze security software usage patterns around the world and correlate them with infection rates.

A typical computer runs the MSRT three times each quarter, once for each monthly version of the tool that Microsoft releases. In the figure below, "Protected" represents computers that had real-time security software active and up-to-date every time the MSRT ran during a quarter; "Intermittently protected" represents computers that had security software active during one or more MSRT executions, but not all of them; and "Unprotected" represents computers that did not have security software active during any MSRT executions that quarter.

Percent of computers in Albania and worldwide protected by real-time security software in 4Q14



## Drive-by download sites

A *drive-by download* site is a website that hosts one or more exploits that target vulnerabilities in web browsers and browser add-ons. Users with vulnerable computers can be infected with malware simply by visiting such a website, even without attempting to download anything. Drive-by download pages are usually hosted on legitimate Web sites to which an attacker has posted exploit code. Attackers gain access to legitimate sites through intrusion or by posting malicious code to a poorly secured web form, like a comment field on a blog. Compromised sites can be hosted anywhere in the world and concern nearly any subject imaginable, making it difficult for even an experienced user to identify a compromised site from a list of search results.

Search engines such as Bing have taken a number of measures to help protect users from drive-by downloads. As Bing indexes the web, pages are assessed for malicious elements or malicious behavior. Clicking the link in the list of search results displays a prominent warning, saying that the page may contain malicious software.

At the end of 3Q14, Bing detected 2.39 drive-by download URLs for every 1,000 URLs hosted in Albania, compared to 0.41 worldwide. At the end of 4Q14, Bing detected 0.83 drive-by download URLs for every 1,000 URLs hosted in Albania, compared to 0.45 worldwide.

Drive-by download pages per 1,000 URLs hosted in Albania and worldwide

Metric	October 1, 2014	January 1, 2015
Drive-by download pages per 1,000 URLs, Albania	2.39	0.83
<i>Drive-by download pages per 1,000 URLs worldwide</i>	<i>0.41</i>	<i>0.45</i>





# Algeria

The statistics presented here are generated by Microsoft security programs and services running on computers in Algeria in 4Q14 and previous quarters. This data is provided from administrators or users who choose to opt in to provide data to Microsoft, using IP address geolocation to determine country or region.

On computers running real-time security software, most attempts by malware to infect computers are blocked before they succeed. Therefore, for a comprehensive understanding of the malware landscape, it's important to consider infection attempts that are blocked as well as infections that are removed. For this reason, Microsoft uses two different metrics to measure malware prevalence:

- *Encounter rate* is simply the percentage of computers running Microsoft real-time security products that report a malware encounter, whether the infection attempt succeeds or not.
- *Computers cleaned per mille*, or *CCM*, is an infection rate metric that is defined as the number of computers cleaned for every 1,000 unique computers executing the Malicious Software Removal Tool (MSRT), a free tool distributed through Microsoft update services that removes more than 200 highly prevalent or serious threats from computers.

Infection rate statistics for Algeria

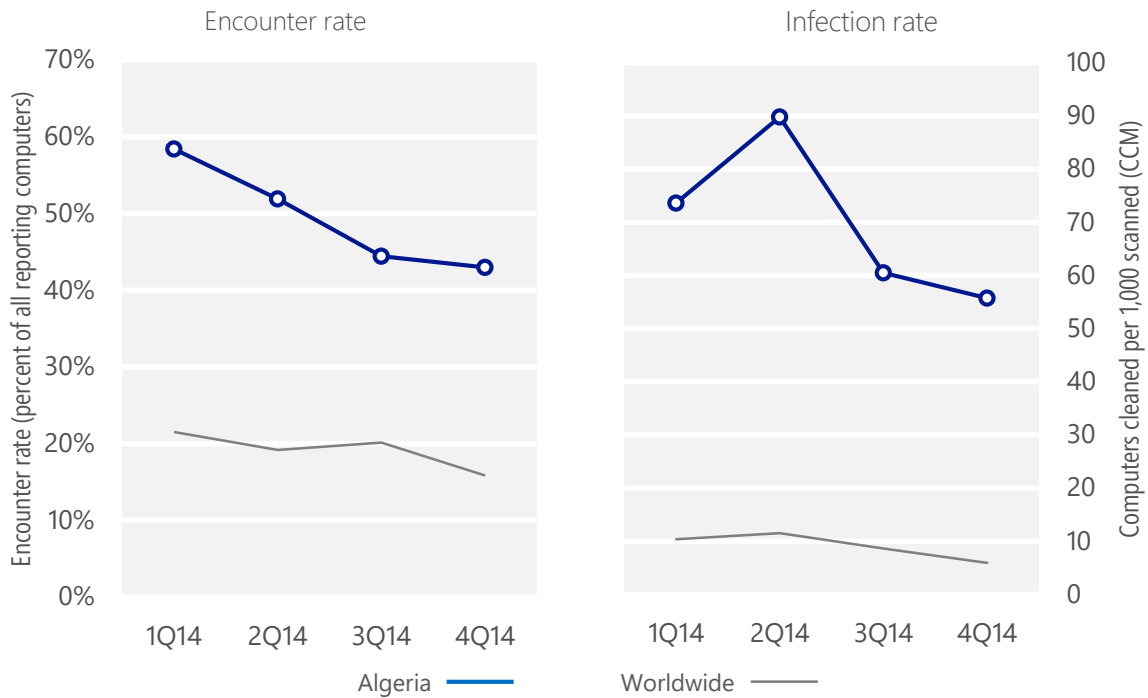
Metric	1Q14	2Q14	3Q14	4Q14
Encounter rate, Algeria	58.4%	51.9%	44.4%	43.0%
Worldwide encounter rate	21.5%	19.2%	20.1%	15.9%
CCM, Algeria	73.6	89.8	60.5	55.7
Worldwide CCM	10.3	11.5	8.6	5.9

Encounter and infection rates reported here do not include totals for the Brantall, Filcoute, and Rotbrow malware families. See pages 57–64 of [Microsoft Security Intelligence Report, Volume 17](#) for an explanation of this decision.

## Encounter and infection rate trends

In 4Q14, 43.0% percent of computers in Algeria encountered malware, compared to the 4Q14 worldwide encounter rate of 15.9 percent. In addition, the MSRT detected and removed malware from 55.7 of every 1,000 unique computers scanned in Algeria in 4Q14 (a CCM score of 55.7, compared to the 4Q14 worldwide CCM of 5.9). The following figure shows the encounter and infection rate trends for Algeria over the last four quarters, compared to the world as a whole.

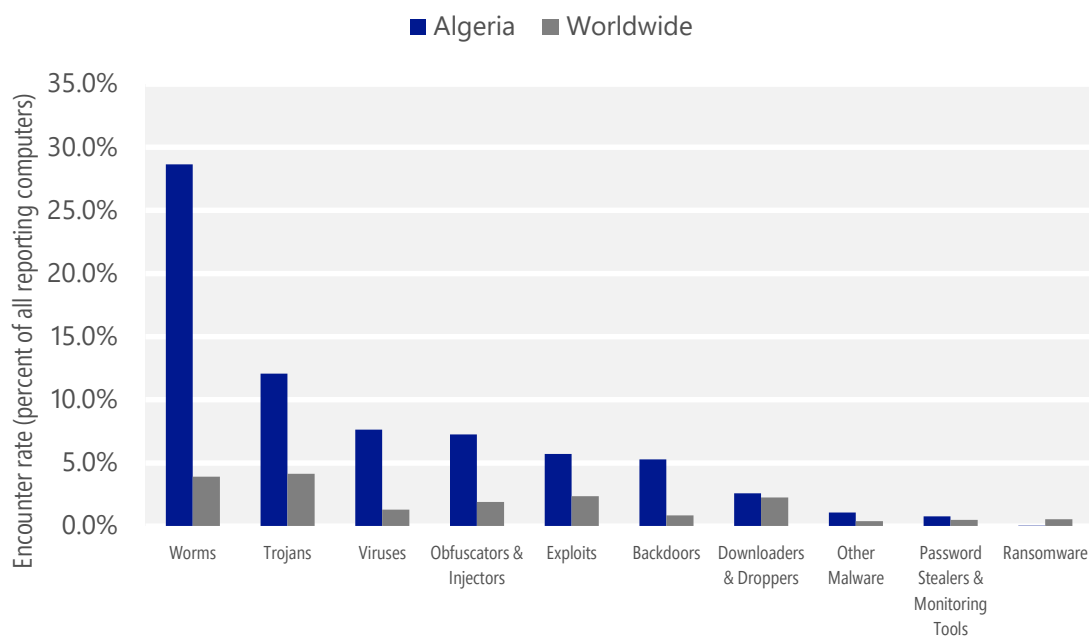
Malware encounter and infection rate trends in Algeria and worldwide



See the Worldwide Threat Assessment section of [Microsoft Security Intelligence Report, Volume 18](http://www.microsoft.com/sir) at [www.microsoft.com/sir](http://www.microsoft.com/sir) for more information about threats in Algeria and around the world, and for explanations of the methods and terms used here.

## Malware categories

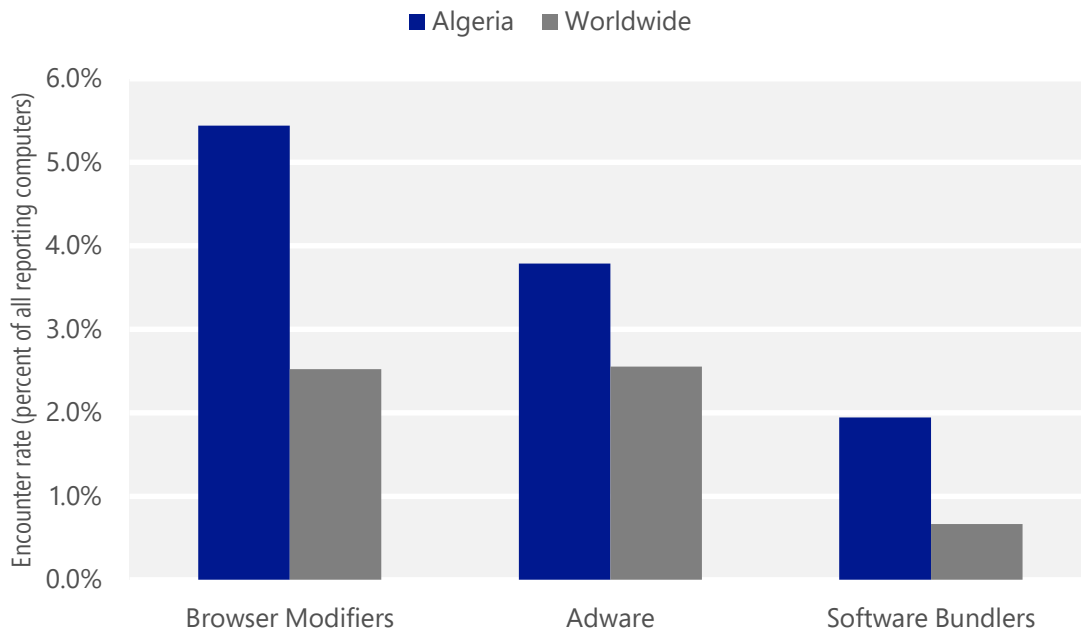
Malware encountered in Algeria in 4Q14, by category



- The most common malware category in Algeria in 4Q14 was Worms. It was encountered by 28.7 percent of all computers there, up from 26.2 percent in 3Q14.
- The second most common malware category in Algeria in 4Q14 was Trojans. It was encountered by 12.1 percent of all computers there, down from 15.5 percent in 3Q14.
- The third most common malware category in Algeria in 4Q14 was Viruses, which was encountered by 7.6 percent of all computers there, up from 7.2 percent in 3Q14.

## Unwanted software categories

Unwanted software encountered in Algeria in 4Q14, by category



- The most common unwanted software category in Algeria in 4Q14 was Browser Modifiers. It was encountered by 5.4 percent of all computers there, down from 7.4 percent in 3Q14.
- The second most common unwanted software category in Algeria in 4Q14 was Adware. It was encountered by 3.8 percent of all computers there, up from 3.2 percent in 3Q14.
- The third most common unwanted software category in Algeria in 4Q14 was Software Bundlers, which was encountered by 1.9 percent of all computers there, up from 0.1 percent in 3Q14.

## Top malware families by encounter rate

The most common malware families encountered in Algeria in 4Q14

	Family	Most significant category	% of reporting computers
1	<a href="#">VBS/Jenxcus</a>	Worms	17.2%
2	<a href="#">INF/Autorun</a>	Obfuscators & Injectors	12.0%
3	<a href="#">Win32/Ippedo</a>	Worms	7.8%
4	<a href="#">Win32/Ramnit</a>	Trojans	5.4%
5	<a href="#">Win32/Gamarue</a>	Worms	5.4%
6	<a href="#">Win32/CplLnk</a>	Exploits	5.0%
7	<a href="#">Win32/Sality</a>	Viruses	4.2%
8	<a href="#">MSIL/Bladabindi</a>	Backdoors	3.5%
9	<a href="#">Win32/Virut</a>	Viruses	2.7%
10	<a href="#">Win32/Yelkminky</a>	Worms	1.8%

- The most common malware family encountered in Algeria in 4Q14 was [VBS/Jenxcus](#), which was encountered by 17.2 percent of reporting computers there. [VBS/Jenxcus](#) is a worm that gives an attacker control of the computer. It is spread by infected removable drives, like USB flash drives. It can also be downloaded within a torrent file.
- The second most common malware family encountered in Algeria in 4Q14 was [INF/Autorun](#), which was encountered by 12.0 percent of reporting computers there. [INF/Autorun](#) is a family of worms that spreads by copying itself to the mapped drives of an infected computer. The mapped drives may include network or removable drives.
- The third most common malware family encountered in Algeria in 4Q14 was [Win32/Ippedo](#), which was encountered by 7.8 percent of reporting computers there. [Win32/Ippedo](#) is a worm that can send sensitive information to a malicious hacker. It spreads through infected removable drives, such as USB flash drives.
- The fourth most common malware family encountered in Algeria in 4Q14 was [Win32/Ramnit](#), which was encountered by 5.4 percent of reporting computers there. [Win32/Ramnit](#) is a family of multi-component malware that infects executable files, Microsoft Office files, and HTML files. Win32/Ramnit spreads to removable drives and steals sensitive information such as saved FTP credentials and browser cookies. It may also open a backdoor to await instructions from a remote attacker.

## Top unwanted software families by encounter rate

The most common unwanted software families encountered in Algeria in 4Q14

	Family	Most significant category	% of reporting computers
1	<a href="#">Win32/Couponruc</a>	Browser Modifiers	3.9%
2	<a href="#">Win32/Defaulttab</a>	Browser Modifiers	1.7%
3	<a href="#">Win32/Gofileexpress</a>	Software Bundlers	1.6%
4	<a href="#">Win32/BetterSurf</a>	Adware	1.5%
5	<a href="#">Win32/Costmin</a>	Adware	1.2%

- The most common unwanted software family encountered in Algeria in 4Q14 was [Win32/Couponruc](#), which was encountered by 3.9 percent of reporting computers there. [Win32/Couponruc](#) is a browser modifier that changes browser settings and may also modify some computer and Internet settings.
- The second most common unwanted software family encountered in Algeria in 4Q14 was [Win32/Defaulttab](#), which was encountered by 1.7 percent of reporting computers there. [Win32/Defaulttab](#) is a browser modifier that redirects web browser searches and prevents the user from changing browser settings.
- The third most common unwanted software family encountered in Algeria in 4Q14 was [Win32/Gofileexpress](#), which was encountered by 1.6 percent of reporting computers there. [Win32/Gofileexpress](#) is a software bundler that installs other unwanted software, including Adware:Win32/Lollipop and Adware:Win32/CostMin.

## Top threat families by infection rate

The most common malware families by infection rate in Algeria in 4Q14

	Family	Most significant category	Infection rate (CCM)
1	<a href="#">VBS/Jenxcus</a>	Worms	27.5
2	<a href="#">Win32/Sality</a>	Viruses	9.9
3	<a href="#">Win32/Ramnit</a>	Trojans	5.7
4	<a href="#">Win32/Gamarue</a>	Worms	5.1
5	<a href="#">MSIL/Bladabindi</a>	Backdoors	4.6
6	<a href="#">Win32/Yelteminky</a>	Worms	3.4
7	<a href="#">Win32/Vobfus</a>	Worms	1.4
8	<a href="#">JS/Kilim</a>	Trojans	1.4
9	<a href="#">Win32/Dorkbot</a>	Worms	1.1
10	<a href="#">Win32/Pramro</a>	Trojans	1.1

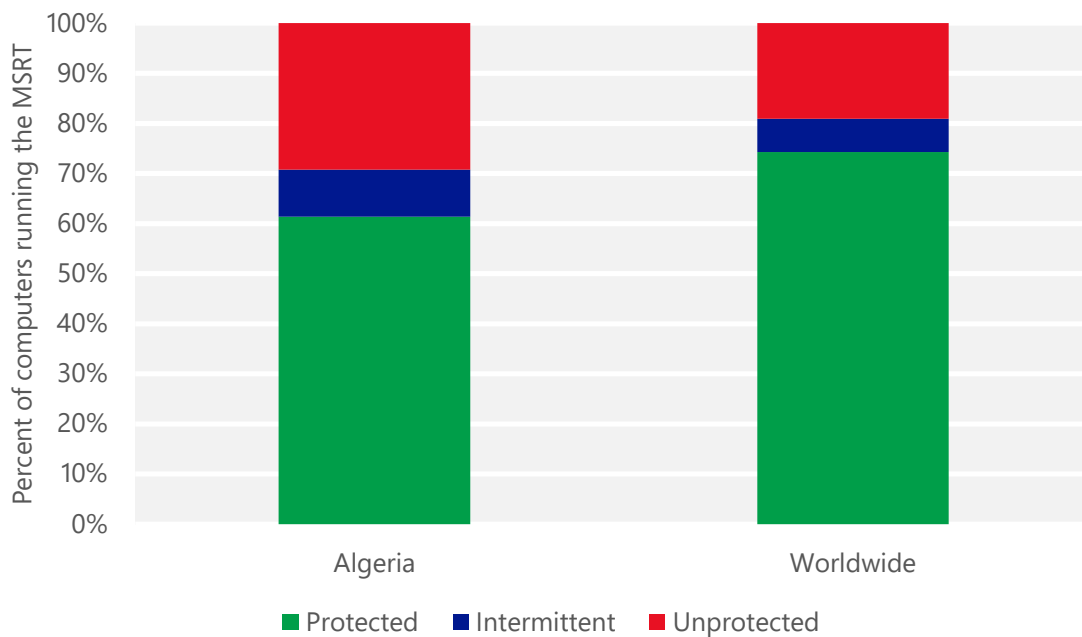
- The most common threat family infecting computers in Algeria in 4Q14 was [VBS/Jenxcus](#), which was detected and removed from 27.5 of every 1,000 unique computers scanned by the MSRT. [VBS/Jenxcus](#) is a worm that gives an attacker control of the computer. It is spread by infected removable drives, like USB flash drives. It can also be downloaded within a torrent file.
- The second most common threat family infecting computers in Algeria in 4Q14 was [Win32/Sality](#), which was detected and removed from 9.9 of every 1,000 unique computers scanned by the MSRT. [Win32/Sality](#) is a family of polymorphic file infectors that target executable files with the extensions .scr or .exe. They may execute a damaging payload that deletes files with certain extensions and terminates security-related processes and services.
- The third most common threat family infecting computers in Algeria in 4Q14 was [Win32/Ramnit](#), which was detected and removed from 5.7 of every 1,000 unique computers scanned by the MSRT. [Win32/Ramnit](#) is a family of multi-component malware that infects executable files, Microsoft Office files, and HTML files. Win32/Ramnit spreads to removable drives and steals sensitive information such as saved FTP credentials and browser cookies. It may also open a backdoor to await instructions from a remote attacker.
- The fourth most common threat family infecting computers in Algeria in 4Q14 was [Win32/Gamarue](#), which was detected and removed from 5.1 of every 1,000 unique computers scanned by the MSRT. [Win32/Gamarue](#) is a worm that is commonly distributed via exploit kits and social engineering. Variants have been observed stealing information from the local computer and communicating with command-and-control (C&C) servers managed by attackers.

## Security software use

Recent releases of the MSRT collect and report details about the state of real-time antimalware software on a computer, if the computer's administrator has chosen to opt in to provide data to Microsoft. This telemetry data makes it possible to analyze security software usage patterns around the world and correlate them with infection rates.

A typical computer runs the MSRT three times each quarter, once for each monthly version of the tool that Microsoft releases. In the figure below, "Protected" represents computers that had real-time security software active and up-to-date every time the MSRT ran during a quarter; "Intermittently protected" represents computers that had security software active during one or more MSRT executions, but not all of them; and "Unprotected" represents computers that did not have security software active during any MSRT executions that quarter.

Percent of computers in Algeria and worldwide protected by real-time security software in 4Q14





## Drive-by download sites

A *drive-by download* site is a website that hosts one or more exploits that target vulnerabilities in web browsers and browser add-ons. Users with vulnerable computers can be infected with malware simply by visiting such a website, even without attempting to download anything. Drive-by download pages are usually hosted on legitimate Web sites to which an attacker has posted exploit code. Attackers gain access to legitimate sites through intrusion or by posting malicious code to a poorly secured web form, like a comment field on a blog. Compromised sites can be hosted anywhere in the world and concern nearly any subject imaginable, making it difficult for even an experienced user to identify a compromised site from a list of search results.

Search engines such as Bing have taken a number of measures to help protect users from drive-by downloads. As Bing indexes the web, pages are assessed for malicious elements or malicious behavior. Clicking the link in the list of search results displays a prominent warning, saying that the page may contain malicious software.

At the end of 3Q14, Bing detected 0.15 drive-by download URLs for every 1,000 URLs hosted in Algeria, compared to 0.41 worldwide. At the end of 4Q14, Bing detected 0.10 drive-by download URLs for every 1,000 URLs hosted in Algeria, compared to 0.45 worldwide.

Drive-by download pages per 1,000 URLs hosted in Algeria and worldwide

Metric	October 1, 2014	January 1, 2015
Drive-by download pages per 1,000 URLs, Algeria	0.15	0.10
<i>Drive-by download pages per 1,000 URLs worldwide</i>	<i>0.41</i>	<i>0.45</i>



# Angola

The statistics presented here are generated by Microsoft security programs and services running on computers in Angola in 4Q14 and previous quarters. This data is provided from administrators or users who choose to opt in to provide data to Microsoft, using IP address geolocation to determine country or region.

On computers running real-time security software, most attempts by malware to infect computers are blocked before they succeed. Therefore, for a comprehensive understanding of the malware landscape, it's important to consider infection attempts that are blocked as well as infections that are removed. For this reason, Microsoft uses two different metrics to measure malware prevalence:

- *Encounter rate* is simply the percentage of computers running Microsoft real-time security products that report a malware encounter, whether the infection attempt succeeds or not.
- *Computers cleaned per mille*, or *CCM*, is an infection rate metric that is defined as the number of computers cleaned for every 1,000 unique computers executing the Malicious Software Removal Tool (MSRT), a free tool distributed through Microsoft update services that removes more than 200 highly prevalent or serious threats from computers.

Infection rate statistics for Angola

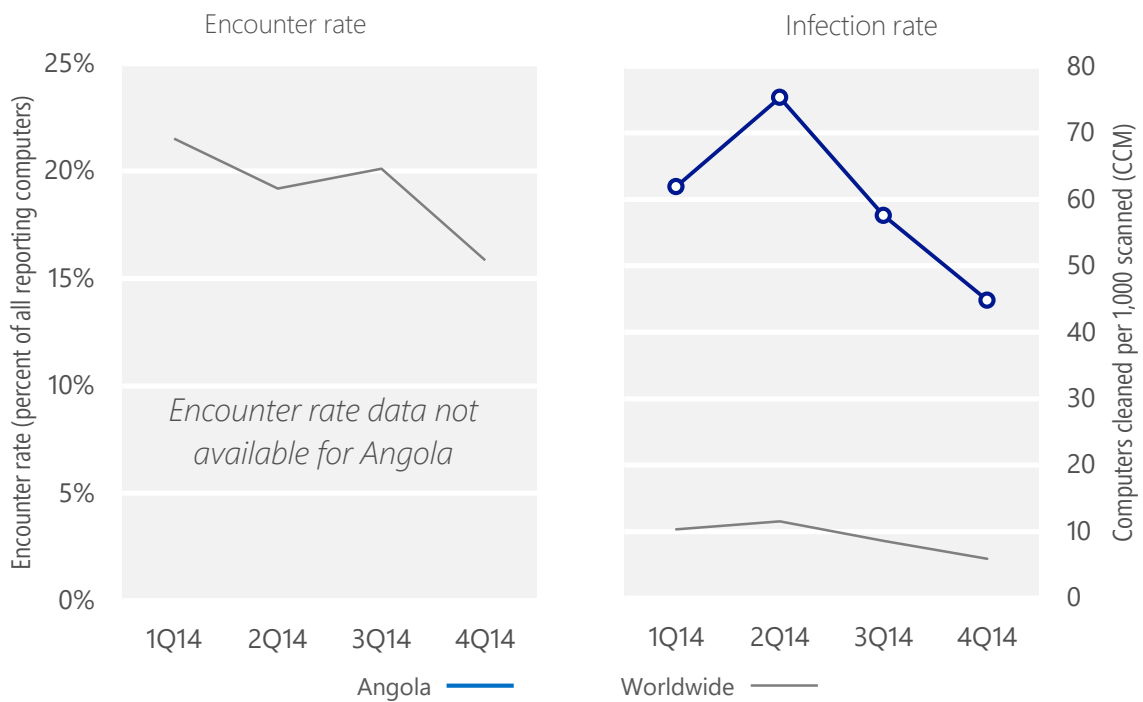
Metric	1Q14	2Q14	3Q14	4Q14
Encounter rate, Angola	N/A	N/A	N/A	N/A
Worldwide encounter rate	21.5%	19.2%	20.1%	15.9%
CCM, Angola	61.9	75.3	57.6	44.8
Worldwide CCM	10.3	11.5	8.6	5.9

Encounter and infection rates reported here do not include totals for the Brantall, Filcoute, and Rotbrow malware families. See pages 57–64 of [Microsoft Security Intelligence Report, Volume 17](#) for an explanation of this decision.

## Encounter and infection rate trends

In 4Q14, the MSRT detected and removed malware from 44.8 of every 1,000 unique computers scanned in Angola in 4Q14 (a CCM score of 44.8, compared to the 4Q14 worldwide CCM of 5.9). The following figure shows the encounter and infection rate trends for Angola over the last four quarters, compared to the world as a whole.

Malware encounter and infection rate trends in Angola and worldwide



See the Worldwide Threat Assessment section of [Microsoft Security Intelligence Report, Volume 18](#) at [www.microsoft.com/sir](http://www.microsoft.com/sir) for more information about threats in Angola and around the world, and for explanations of the methods and terms used here.

## Top threat families by infection rate

The most common malware families by infection rate in Angola in 4Q14

	Family	Most significant category	Infection rate (CCM)
1	<a href="#">VBS/Jenxcus</a>	Worms	26.4
2	<a href="#">Win32/Gamarue</a>	Worms	9.1
3	<a href="#">Win32/Tupym</a>	Worms	5.4
4	<a href="#">Win32/Chir</a>	Viruses	2.5
5	<a href="#">Win32/Ramnit</a>	Trojans	2.3
6	<a href="#">Win32/Vobfus</a>	Worms	2.1
7	<a href="#">Win32/Sality</a>	Viruses	1.0
8	<a href="#">MSIL/Bladabindi</a>	Backdoors	0.7
9	<a href="#">Win32/Folstart</a>	Worms	0.5
10	<a href="#">Win32/Wysotot</a>	Trojans	0.4

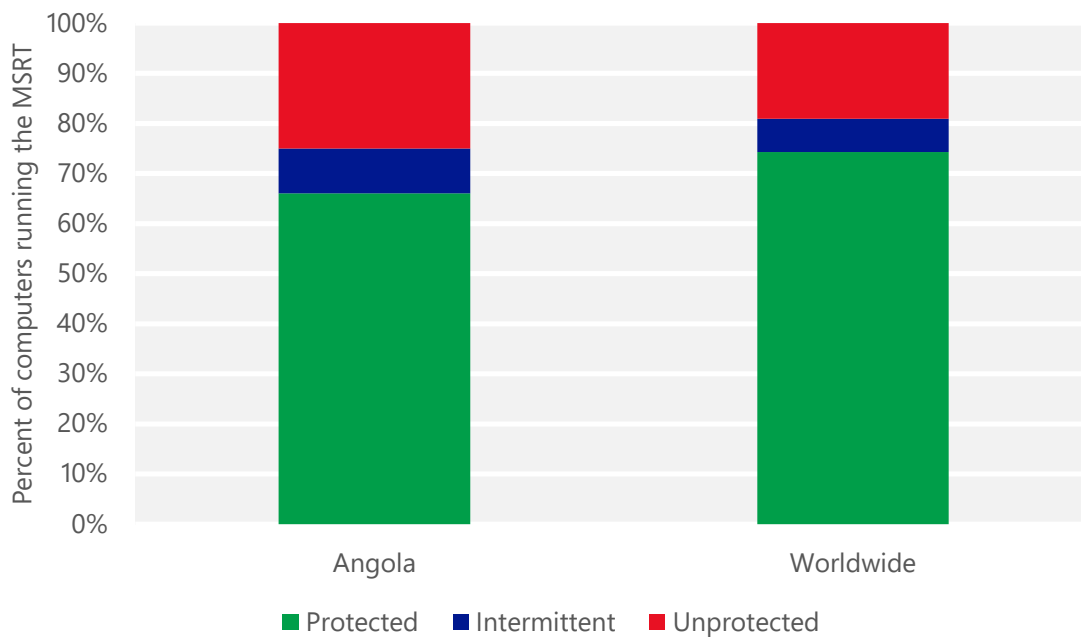
- The most common threat family infecting computers in Angola in 4Q14 was [VBS/Jenxcus](#), which was detected and removed from 26.4 of every 1,000 unique computers scanned by the MSRT. [VBS/Jenxcus](#) is a worm that gives an attacker control of the computer. It is spread by infected removable drives, like USB flash drives. It can also be downloaded within a torrent file.
- The second most common threat family infecting computers in Angola in 4Q14 was [Win32/Gamarue](#), which was detected and removed from 9.1 of every 1,000 unique computers scanned by the MSRT. [Win32/Gamarue](#) is a worm that is commonly distributed via exploit kits and social engineering. Variants have been observed stealing information from the local computer and communicating with command-and-control (C&C) servers managed by attackers.
- The third most common threat family infecting computers in Angola in 4Q14 was [Win32/Tupym](#), which was detected and removed from 5.4 of every 1,000 unique computers scanned by the MSRT. [Win32/Tupym](#) is a worm that copies itself to the system folder of the affected computer, and attempts to contact remote hosts.
- The fourth most common threat family infecting computers in Angola in 4Q14 was [Win32/Chir](#), which was detected and removed from 2.5 of every 1,000 unique computers scanned by the MSRT. [Win32/Chir](#) is a family with a worm component and a virus component. The worm component spreads by email and by exploiting a vulnerability addressed by Microsoft Security Bulletin MS01-020. The virus component may infect .exe, .scr, and HTML files.

## Security software use

Recent releases of the MSRT collect and report details about the state of real-time antimalware software on a computer, if the computer's administrator has chosen to opt in to provide data to Microsoft. This telemetry data makes it possible to analyze security software usage patterns around the world and correlate them with infection rates.

A typical computer runs the MSRT three times each quarter, once for each monthly version of the tool that Microsoft releases. In the figure below, "Protected" represents computers that had real-time security software active and up-to-date every time the MSRT ran during a quarter; "Intermittently protected" represents computers that had security software active during one or more MSRT executions, but not all of them; and "Unprotected" represents computers that did not have security software active during any MSRT executions that quarter.

Percent of computers in Angola and worldwide protected by real-time security software in 4Q14



# Argentina

The statistics presented here are generated by Microsoft security programs and services running on computers in Argentina in 4Q14 and previous quarters. This data is provided from administrators or users who choose to opt in to provide data to Microsoft, using IP address geolocation to determine country or region.

On computers running real-time security software, most attempts by malware to infect computers are blocked before they succeed. Therefore, for a comprehensive understanding of the malware landscape, it's important to consider infection attempts that are blocked as well as infections that are removed. For this reason, Microsoft uses two different metrics to measure malware prevalence:

- *Encounter rate* is simply the percentage of computers running Microsoft real-time security products that report a malware encounter, whether the infection attempt succeeds or not.
- *Computers cleaned per mille*, or *CCM*, is an infection rate metric that is defined as the number of computers cleaned for every 1,000 unique computers executing the Malicious Software Removal Tool (MSRT), a free tool distributed through Microsoft update services that removes more than 200 highly prevalent or serious threats from computers.

Infection rate statistics for Argentina

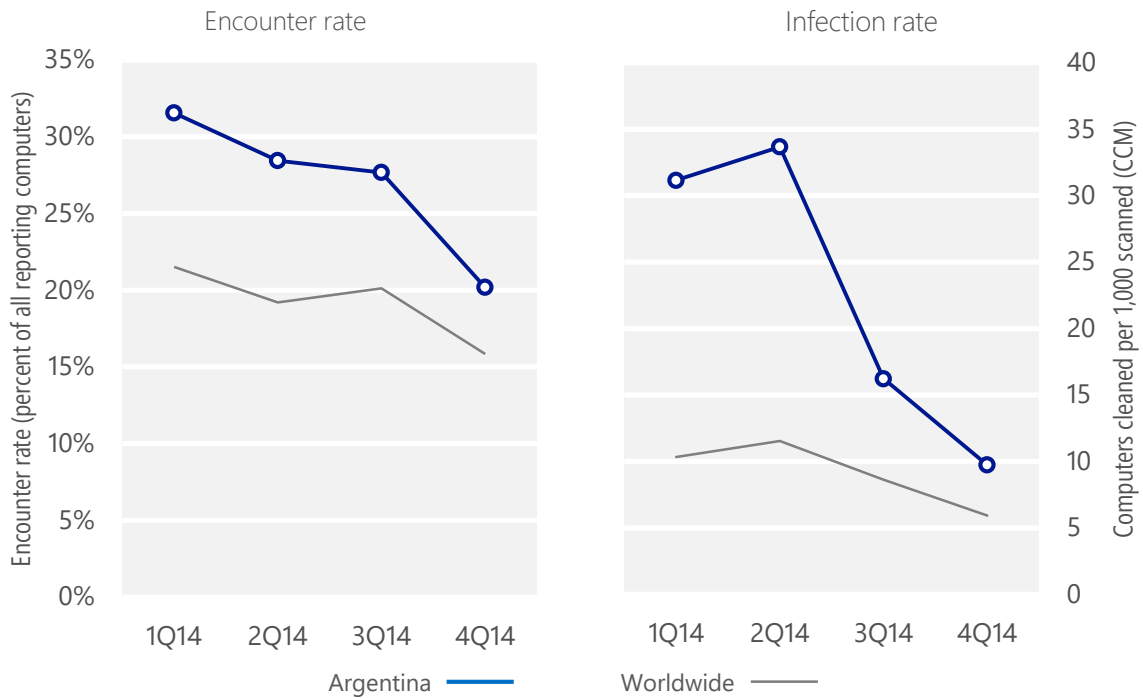
Metric	1Q14	2Q14	3Q14	4Q14
Encounter rate, Argentina	31.6%	28.4%	27.7%	20.2%
Worldwide encounter rate	21.5%	19.2%	20.1%	15.9%
CCM, Argentina	31.2	33.7	16.2	9.7
Worldwide CCM	10.3	11.5	8.6	5.9

Encounter and infection rates reported here do not include totals for the Brantall, Filcoute, and Rotbrow malware families. See pages 57–64 of [Microsoft Security Intelligence Report, Volume 17](#) for an explanation of this decision.

## Encounter and infection rate trends

In 4Q14, 20.2% percent of computers in Argentina encountered malware, compared to the 4Q14 worldwide encounter rate of 15.9 percent. In addition, the MSRT detected and removed malware from 9.7 of every 1,000 unique computers scanned in Argentina in 4Q14 (a CCM score of 9.7, compared to the 4Q14 worldwide CCM of 5.9). The following figure shows the encounter and infection rate trends for Argentina over the last four quarters, compared to the world as a whole.

Malware encounter and infection rate trends in Argentina and worldwide

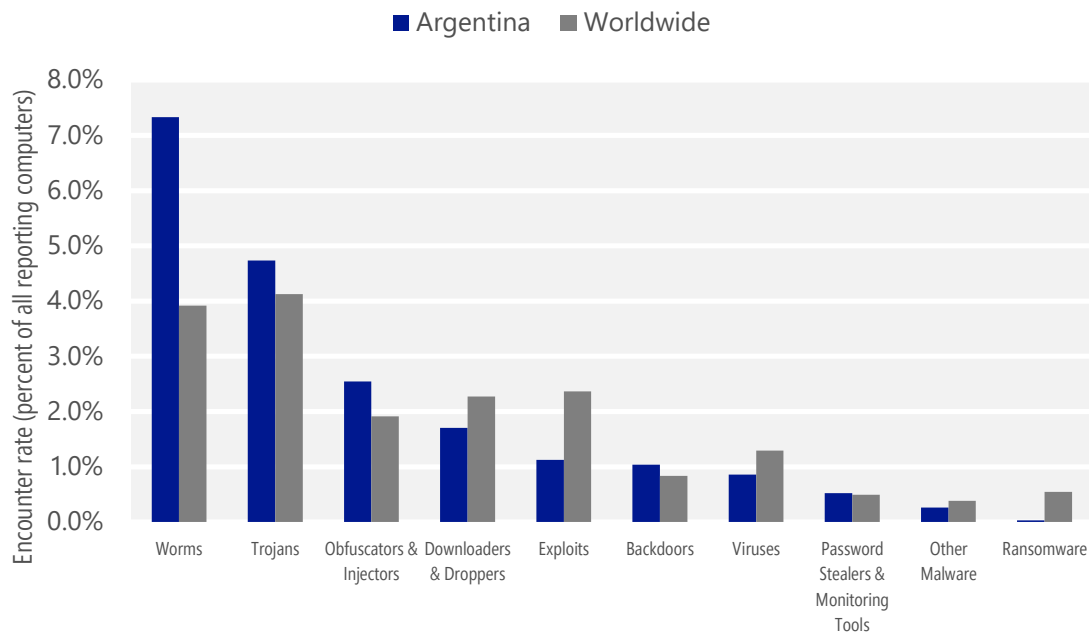


See the Worldwide Threat Assessment section of [Microsoft Security Intelligence Report, Volume 18](http://www.microsoft.com/sir) at [www.microsoft.com/sir](http://www.microsoft.com/sir) for more information about threats in Argentina and around the world, and for explanations of the methods and terms used here.



## Malware categories

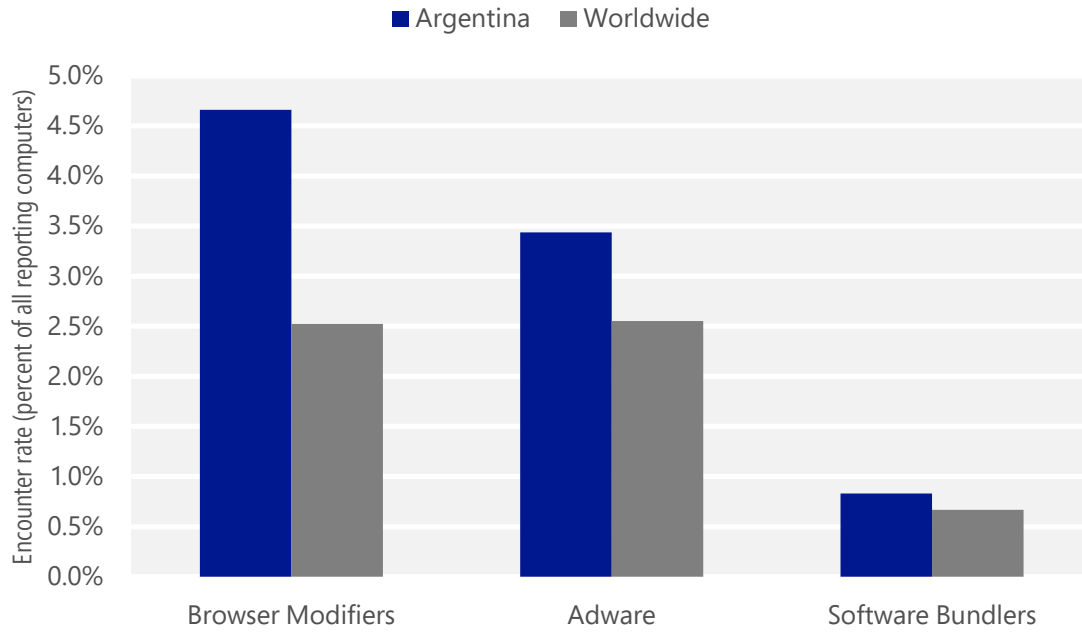
Malware encountered in Argentina in 4Q14, by category



- The most common malware category in Argentina in 4Q14 was Worms. It was encountered by 7.3 percent of all computers there, down from 8.2 percent in 3Q14.
- The second most common malware category in Argentina in 4Q14 was Trojans. It was encountered by 4.7 percent of all computers there, down from 8.1 percent in 3Q14.
- The third most common malware category in Argentina in 4Q14 was Obfuscators & Injectors, which was encountered by 2.5 percent of all computers there, down from 4.9 percent in 3Q14.

## Unwanted software categories

Unwanted software encountered in Argentina in 4Q14, by category



- The most common unwanted software category in Argentina in 4Q14 was Browser Modifiers. It was encountered by 4.7 percent of all computers there, down from 8.4 percent in 3Q14.
- The second most common unwanted software category in Argentina in 4Q14 was Adware. It was encountered by 3.4 percent of all computers there, down from 4.1 percent in 3Q14.
- The third most common unwanted software category in Argentina in 4Q14 was Software Bundlers, which was encountered by 0.8 percent of all computers there, up from 0.3 percent in 3Q14.

## Top malware families by encounter rate

The most common malware families encountered in Argentina in 4Q14

	Family	Most significant category	% of reporting computers
1	<a href="#">VBS/Jenxcus</a>	Worms	2.4%
2	<a href="#">Win32/Dorkbot</a>	Worms	1.4%
3	<a href="#">Win32/Obfuscator</a>	Obfuscators & Injectors	1.2%
4	<a href="#">INF/Autorun</a>	Obfuscators & Injectors	1.0%
5	<a href="#">Win32/Vermis</a>	Worms	1.0%
6	<a href="#">Win32/Conficker</a>	Worms	0.9%
7	<a href="#">JS/Bondat</a>	Worms	0.8%
8	<a href="#">JS/Redirector</a>	Trojans	0.6%
9	<a href="#">Win32/Wysotot</a>	Trojans	0.5%
10	<a href="#">Win32/Anaki</a>	Trojans	0.5%

- The most common malware family encountered in Argentina in 4Q14 was [VBS/Jenxcus](#), which was encountered by 2.4 percent of reporting computers there. [VBS/Jenxcus](#) is a worm that gives an attacker control of the computer. It is spread by infected removable drives, like USB flash drives. It can also be downloaded within a torrent file.
- The second most common malware family encountered in Argentina in 4Q14 was [Win32/Dorkbot](#), which was encountered by 1.4 percent of reporting computers there. [Win32/Dorkbot](#) is a worm that spreads via instant messaging and removable drives. It also contains backdoor functionality that allows unauthorized access and control of the affected computer. Win32/Dorkbot may be distributed from compromised or malicious websites using PDF or browser exploits.
- The third most common malware family encountered in Argentina in 4Q14 was [Win32/Obfuscator](#), which was encountered by 1.2 percent of reporting computers there. [Win32/Obfuscator](#) is a generic detection for programs that have had their purpose disguised to hinder analysis or detection by antivirus scanners. Such programs commonly employ a combination of methods, including encryption, compression, anti-debugging and anti-emulation techniques.
- The fourth most common malware family encountered in Argentina in 4Q14 was [INF/Autorun](#), which was encountered by 1.0 percent of reporting computers there. [INF/Autorun](#) is a family of worms that spreads by copying itself to the mapped drives of an infected computer. The mapped drives may include network or removable drives.

## Top unwanted software families by encounter rate

The most common unwanted software families encountered in Argentina in 4Q14

	Family	Most significant category	% of reporting computers
1	<a href="#">Win32/Couponruc</a>	Browser Modifiers	4.1%
2	<a href="#">Win32/Costmin</a>	Adware	1.1%
3	<a href="#">Win32/BetterSurf</a>	Adware	0.9%
4	<a href="#">Win32/Defaulttab</a>	Browser Modifiers	0.6%
5	<a href="#">Win32/Pennybee</a>	Adware	0.5%

- The most common unwanted software family encountered in Argentina in 4Q14 was [Win32/Couponruc](#), which was encountered by 4.1 percent of reporting computers there. [Win32/Couponruc](#) is a browser modifier that changes browser settings and may also modify some computer and Internet settings.
- The second most common unwanted software family encountered in Argentina in 4Q14 was [Win32/Costmin](#), which was encountered by 1.1 percent of reporting computers there. [Win32/Costmin](#) is an adware family that installs itself as a browser extension for Internet Explorer, Mozilla Firefox, and Google Chrome, and displays advertisements as the user browses the Internet.
- The third most common unwanted software family encountered in Argentina in 4Q14 was [Win32/BetterSurf](#), which was encountered by 0.9 percent of reporting computers there. [Win32/BetterSurf](#) is adware that displays unwanted ads on search engine results pages and other websites. It may be included with software bundles that offer free applications or games.

## Top threat families by infection rate

The most common malware families by infection rate in Argentina in 4Q14

	Family	Most significant category	Infection rate (CCM)
1	<a href="#">VBS/Jenxcus</a>	Worms	3.3
2	<a href="#">Win32/Wysotot</a>	Trojans	1.2
3	<a href="#">Win32/Sality</a>	Viruses	0.9
4	<a href="#">Win32/Dorkbot</a>	Worms	0.8
5	<a href="#">Win32/Sefnit</a>	Trojans	0.7
6	<a href="#">Win32/Brontok</a>	Worms	0.5
7	<a href="#">Win32/Lethic</a>	Trojans	0.4
8	<a href="#">MSIL/Spacekito</a>	Trojans	0.4
9	<a href="#">Win32/Ramnit</a>	Trojans	0.3
10	<a href="#">Win32/Necurs</a>	Trojans	0.3

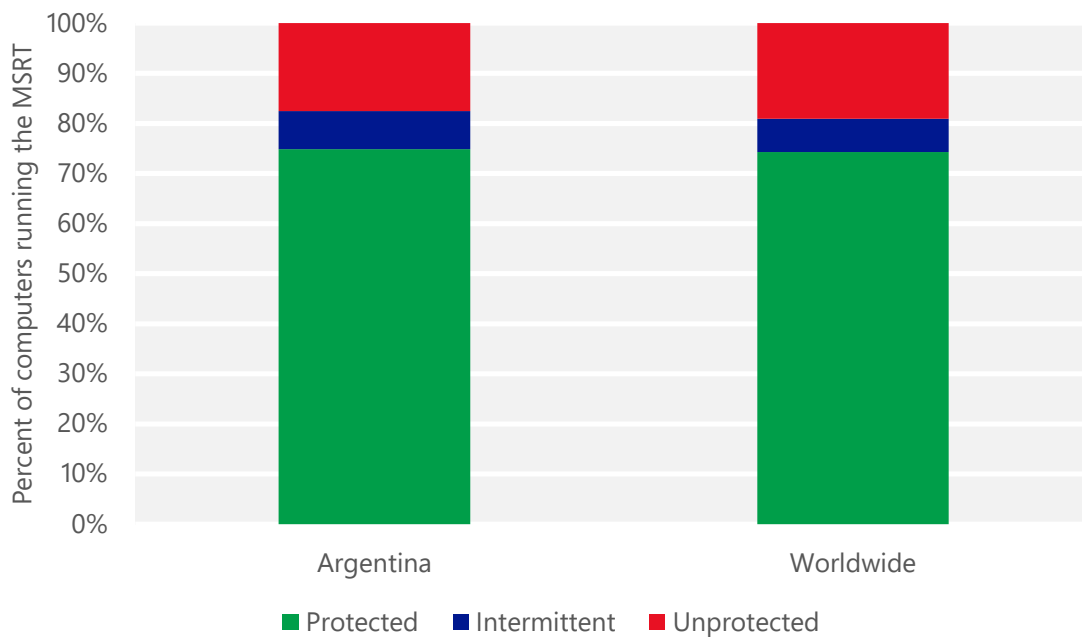
- The most common threat family infecting computers in Argentina in 4Q14 was [VBS/Jenxcus](#), which was detected and removed from 3.3 of every 1,000 unique computers scanned by the MSRT. [VBS/Jenxcus](#) is a worm that gives an attacker control of the computer. It is spread by infected removable drives, like USB flash drives. It can also be downloaded within a torrent file.
- The second most common threat family infecting computers in Argentina in 4Q14 was [Win32/Wysotot](#), which was detected and removed from 1.2 of every 1,000 unique computers scanned by the MSRT. [Win32/Wysotot](#) is a threat that can change the start page of the user's web browser, and may download and install other files to the computer. It is installed by software bundlers that advertise free software or games.
- The third most common threat family infecting computers in Argentina in 4Q14 was [Win32/Sality](#), which was detected and removed from 0.9 of every 1,000 unique computers scanned by the MSRT. [Win32/Sality](#) is a family of polymorphic file infectors that target executable files with the extensions .scr or .exe. They may execute a damaging payload that deletes files with certain extensions and terminates security-related processes and services.
- The fourth most common threat family infecting computers in Argentina in 4Q14 was [Win32/Dorkbot](#), which was detected and removed from 0.8 of every 1,000 unique computers scanned by the MSRT. [Win32/Dorkbot](#) is a worm that spreads via instant messaging and removable drives. It also contains backdoor functionality that allows unauthorized access and control of the affected computer. Win32/Dorkbot may be distributed from compromised or malicious websites using PDF or browser exploits.

## Security software use

Recent releases of the MSRT collect and report details about the state of real-time antimalware software on a computer, if the computer's administrator has chosen to opt in to provide data to Microsoft. This telemetry data makes it possible to analyze security software usage patterns around the world and correlate them with infection rates.

A typical computer runs the MSRT three times each quarter, once for each monthly version of the tool that Microsoft releases. In the figure below, "Protected" represents computers that had real-time security software active and up-to-date every time the MSRT ran during a quarter; "Intermittently protected" represents computers that had security software active during one or more MSRT executions, but not all of them; and "Unprotected" represents computers that did not have security software active during any MSRT executions that quarter.

Percent of computers in Argentina and worldwide protected by real-time security software in 4Q14



## Drive-by download sites

A *drive-by download* site is a website that hosts one or more exploits that target vulnerabilities in web browsers and browser add-ons. Users with vulnerable computers can be infected with malware simply by visiting such a website, even without attempting to download anything. Drive-by download pages are usually hosted on legitimate Web sites to which an attacker has posted exploit code. Attackers gain access to legitimate sites through intrusion or by posting malicious code to a poorly secured web form, like a comment field on a blog. Compromised sites can be hosted anywhere in the world and concern nearly any subject imaginable, making it difficult for even an experienced user to identify a compromised site from a list of search results.

Search engines such as Bing have taken a number of measures to help protect users from drive-by downloads. As Bing indexes the web, pages are assessed for malicious elements or malicious behavior. Clicking the link in the list of search results displays a prominent warning, saying that the page may contain malicious software.

At the end of 3Q14, Bing detected 0.23 drive-by download URLs for every 1,000 URLs hosted in Argentina, compared to 0.41 worldwide. At the end of 4Q14, Bing detected 0.14 drive-by download URLs for every 1,000 URLs hosted in Argentina, compared to 0.45 worldwide.

Drive-by download pages per 1,000 URLs hosted in Argentina and worldwide

Metric	October 1, 2014	January 1, 2015
Drive-by download pages per 1,000 URLs, Argentina	0.23	0.14
<i>Drive-by download pages per 1,000 URLs worldwide</i>	<i>0.41</i>	<i>0.45</i>





# Australia

The statistics presented here are generated by Microsoft security programs and services running on computers in Australia in 4Q14 and previous quarters. This data is provided from administrators or users who choose to opt in to provide data to Microsoft, using IP address geolocation to determine country or region.

On computers running real-time security software, most attempts by malware to infect computers are blocked before they succeed. Therefore, for a comprehensive understanding of the malware landscape, it's important to consider infection attempts that are blocked as well as infections that are removed. For this reason, Microsoft uses two different metrics to measure malware prevalence:

- *Encounter rate* is simply the percentage of computers running Microsoft real-time security products that report a malware encounter, whether the infection attempt succeeds or not.
- *Computers cleaned per mille*, or *CCM*, is an infection rate metric that is defined as the number of computers cleaned for every 1,000 unique computers executing the Malicious Software Removal Tool (MSRT), a free tool distributed through Microsoft update services that removes more than 200 highly prevalent or serious threats from computers.

Infection rate statistics for Australia

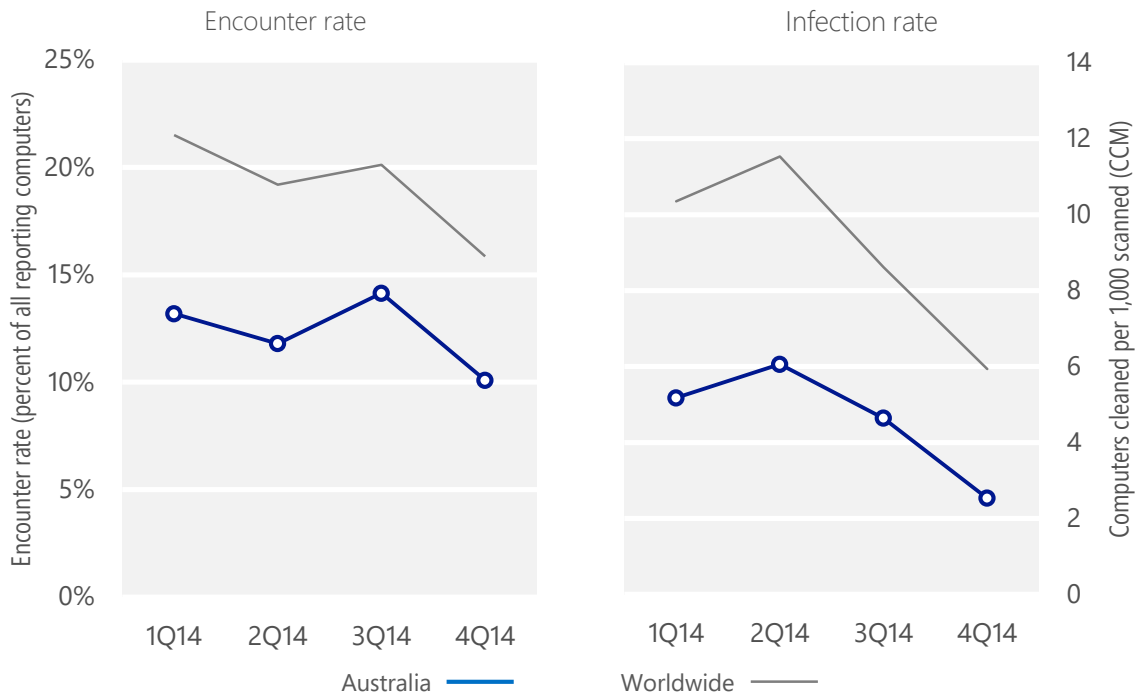
Metric	1Q14	2Q14	3Q14	4Q14
Encounter rate, Australia	13.2%	11.8%	14.1%	10.1%
Worldwide encounter rate	21.5%	19.2%	20.1%	15.9%
CCM, Australia	5.2	6.1	4.6	2.5
Worldwide CCM	10.3	11.5	8.6	5.9

Encounter and infection rates reported here do not include totals for the Brantall, Filcoute, and Rotbrow malware families. See pages 57–64 of [Microsoft Security Intelligence Report, Volume 17](#) for an explanation of this decision.

## Encounter and infection rate trends

In 4Q14, 10.1% percent of computers in Australia encountered malware, compared to the 4Q14 worldwide encounter rate of 15.9 percent. In addition, the MSRT detected and removed malware from 2.5 of every 1,000 unique computers scanned in Australia in 4Q14 (a CCM score of 2.5, compared to the 4Q14 worldwide CCM of 5.9). The following figure shows the encounter and infection rate trends for Australia over the last four quarters, compared to the world as a whole.

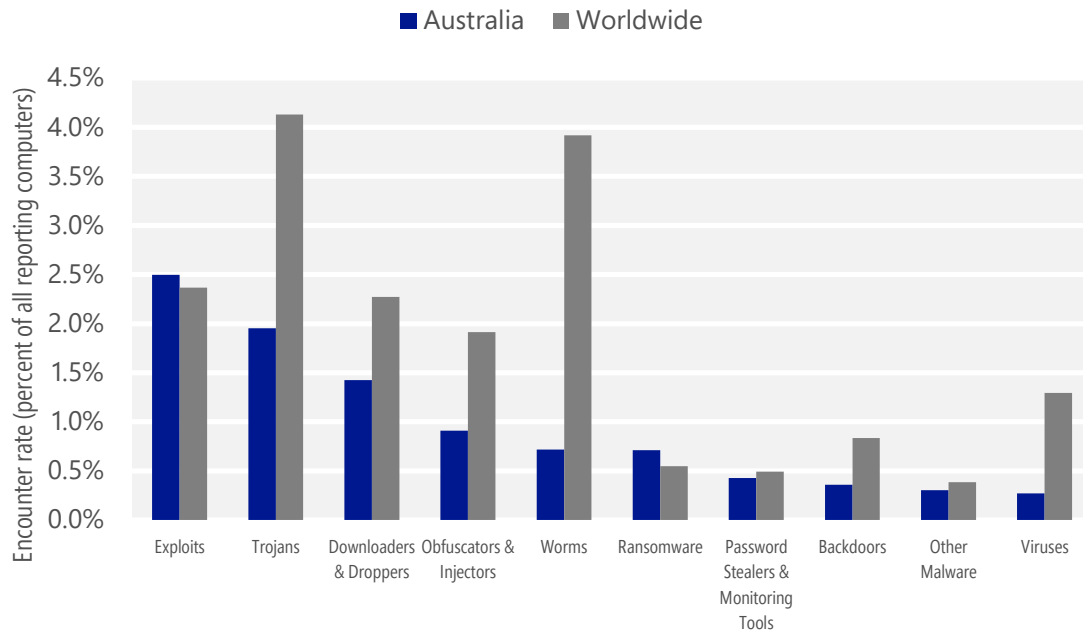
Malware encounter and infection rate trends in Australia and worldwide



See the Worldwide Threat Assessment section of [Microsoft Security Intelligence Report, Volume 18](http://www.microsoft.com/sir) at [www.microsoft.com/sir](http://www.microsoft.com/sir) for more information about threats in Australia and around the world, and for explanations of the methods and terms used here.

## Malware categories

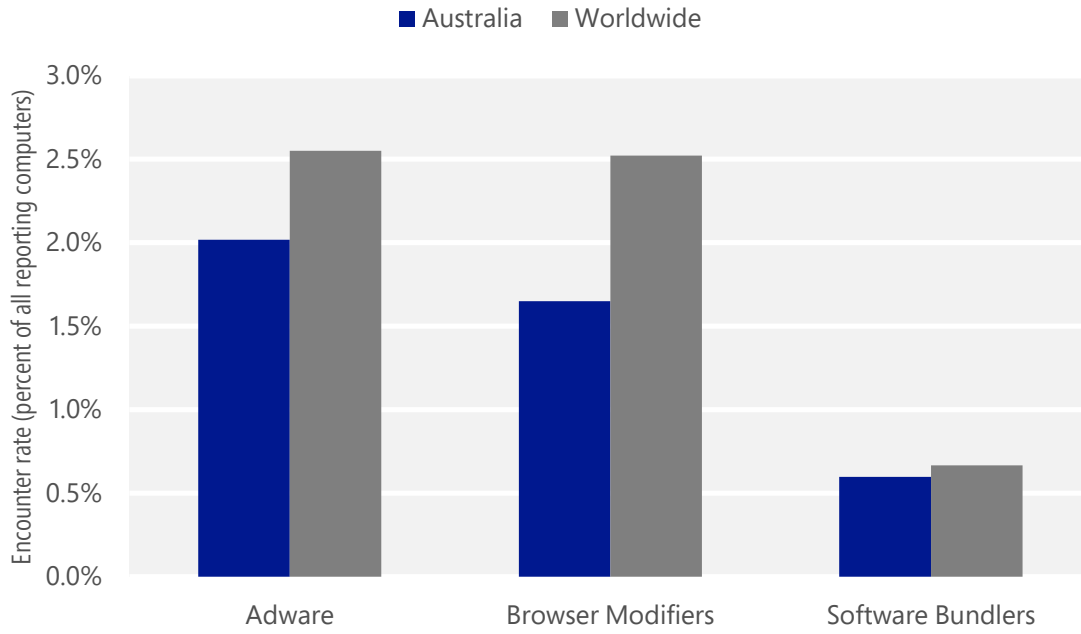
Malware encountered in Australia in 4Q14, by category



- The most common malware category in Australia in 4Q14 was Exploits. It was encountered by 2.5 percent of all computers there, down from 3.7 percent in 3Q14.
- The second most common malware category in Australia in 4Q14 was Trojans. It was encountered by 2.0 percent of all computers there, down from 3.6 percent in 3Q14.
- The third most common malware category in Australia in 4Q14 was Downloaders & Droppers, which was encountered by 1.4 percent of all computers there, down from 2.8 percent in 3Q14.

## Unwanted software categories

Unwanted software encountered in Australia in 4Q14, by category



- The most common unwanted software category in Australia in 4Q14 was Adware. It was encountered by 2.0 percent of all computers there, down from 5.1 percent in 3Q14.
- The second most common unwanted software category in Australia in 4Q14 was Browser Modifiers. It was encountered by 1.6 percent of all computers there, up from 1.4 percent in 3Q14.
- The third most common unwanted software category in Australia in 4Q14 was Software Bundlers, which was encountered by 0.6 percent of all computers there, up from 0.1 percent in 3Q14.

## Top malware families by encounter rate

The most common malware families encountered in Australia in 4Q14

	Family	Most significant category	% of reporting computers
1	<a href="#">JS/Axpergle</a>	Exploits	1.3%
2	<a href="#">Win32/Obfuscator</a>	Obfuscators & Injectors	0.7%
3	<a href="#">JS/Fiexp</a>	Exploits	0.7%
4	<a href="#">JS/Krypterade</a>	Ransomware	0.4%
5	<a href="#">Win32/Tugspay</a>	Downloaders & Droppers	0.3%
6	<a href="#">INF/Autorun</a>	Obfuscators & Injectors	0.3%
7	<a href="#">ASX/Wimad</a>	Downloaders & Droppers	0.3%
8	<a href="#">Win32/Zbot</a>	Password Stealers & Monitoring Tools	0.2%
9	<a href="#">Win32/Dynamer</a>	Trojans	0.2%
10	<a href="#">Win32/Clikug</a>	Trojans	0.2%

- The most common malware family encountered in Australia in 4Q14 was [JS/Axpergle](#), which was encountered by 1.3 percent of reporting computers there. [JS/Axpergle](#) is a detection for the Angler exploit kit, which exploits vulnerabilities in recent versions of Internet Explorer, Silverlight, Adobe Flash Player, and Java to install malware.
- The second most common malware family encountered in Australia in 4Q14 was [Win32/Obfuscator](#), which was encountered by 0.7 percent of reporting computers there. [Win32/Obfuscator](#) is a generic detection for programs that have had their purpose disguised to hinder analysis or detection by antivirus scanners. Such programs commonly employ a combination of methods, including encryption, compression, anti-debugging and anti-emulation techniques.
- The third most common malware family encountered in Australia in 4Q14 was [JS/Fiexp](#), which was encountered by 0.7 percent of reporting computers there. [JS/Fiexp](#) is a detection for the Fiesta exploit kit, which attempts to exploit Java, Adobe Flash Player, Adobe Reader, Silverlight, and Internet Explorer to install malware.
- The fourth most common malware family encountered in Australia in 4Q14 was [JS/Krypterade](#), which was encountered by 0.4 percent of reporting computers there. [JS/Krypterade](#) is ransomware that fraudulently claims the computer has been used for unlawful activity, locks it, and demands that the user pay to unlock it.

## Top unwanted software families by encounter rate

The most common unwanted software families encountered in Australia in 4Q14

	Family	Most significant category	% of reporting computers
1	<a href="#">Win32/Couponruc</a>	Browser Modifiers	1.4%
2	<a href="#">Win32/Costmin</a>	Adware	0.8%
3	<a href="#">Win32/BetterSurf</a>	Adware	0.3%
4	<a href="#">Win32/Gofileexpress</a>	Software Bundlers	0.3%
5	<a href="#">Win32/Defaulttab</a>	Browser Modifiers	0.3%

- The most common unwanted software family encountered in Australia in 4Q14 was [Win32/Couponruc](#), which was encountered by 1.4 percent of reporting computers there. [Win32/Couponruc](#) is a browser modifier that changes browser settings and may also modify some computer and Internet settings.
- The second most common unwanted software family encountered in Australia in 4Q14 was [Win32/Costmin](#), which was encountered by 0.8 percent of reporting computers there. [Win32/Costmin](#) is an adware family that installs itself as a browser extension for Internet Explorer, Mozilla Firefox, and Google Chrome, and displays advertisements as the user browses the Internet.
- The third most common unwanted software family encountered in Australia in 4Q14 was [Win32/BetterSurf](#), which was encountered by 0.3 percent of reporting computers there. [Win32/BetterSurf](#) is adware that displays unwanted ads on search engine results pages and other websites. It may be included with software bundles that offer free applications or games.

## Top threat families by infection rate

The most common malware families by infection rate in Australia in 4Q14

	Family	Most significant category	Infection rate (CCM)
1	<a href="#">Win32/Zbot</a>	Password Stealers & Monitoring Tools	0.3
2	<a href="#">JS/Medfos</a>	Trojans	0.3
3	<a href="#">Win32/Wysotot</a>	Trojans	0.2
4	<a href="#">Win32/Alureon</a>	Trojans	0.2
5	<a href="#">JS/Miuref</a>	Trojans	0.2
6	<a href="#">Win32/Sirefef</a>	Trojans	0.1
7	<a href="#">VBS/Jenxcus</a>	Worms	0.1
8	<a href="#">Win32/Sefnit</a>	Trojans	0.1
9	<a href="#">Win32/Sinowal</a>	Password Stealers & Monitoring Tools	0.1
10	<a href="#">Win32/Brontok</a>	Worms	0.1

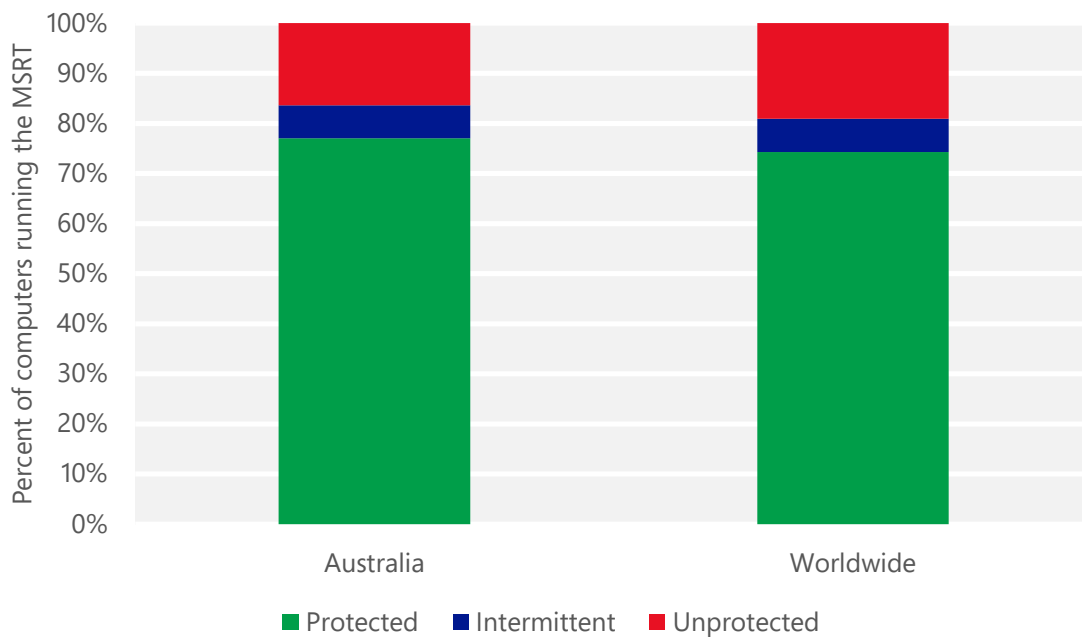
- The most common threat family infecting computers in Australia in 4Q14 was [Win32/Zbot](#), which was detected and removed from 0.3 of every 1,000 unique computers scanned by the MSRT. [Win32/Zbot](#) is a family of password stealing trojans that also contains backdoor functionality allowing unauthorized access and control of an affected computer.
- The second most common threat family infecting computers in Australia in 4Q14 was [JS/Medfos](#), which was detected and removed from 0.3 of every 1,000 unique computers scanned by the MSRT. [JS/Medfos](#) is a trojan that installs malicious Internet browser extensions and redirects search results from popular search engines.
- The third most common threat family infecting computers in Australia in 4Q14 was [Win32/Wysotot](#), which was detected and removed from 0.2 of every 1,000 unique computers scanned by the MSRT. [Win32/Wysotot](#) is a threat that can change the start page of the user's web browser, and may download and install other files to the computer. It is installed by software bundlers that advertise free software or games.
- The fourth most common threat family infecting computers in Australia in 4Q14 was [Win32/Alureon](#), which was detected and removed from 0.2 of every 1,000 unique computers scanned by the MSRT. [Win32/Alureon](#) is a data-stealing trojan that gathers confidential information such as user names, passwords, and credit card data from incoming and outgoing Internet traffic. It may also download malicious data and modify DNS settings.

## Security software use

Recent releases of the MSRT collect and report details about the state of real-time antimalware software on a computer, if the computer's administrator has chosen to opt in to provide data to Microsoft. This telemetry data makes it possible to analyze security software usage patterns around the world and correlate them with infection rates.

A typical computer runs the MSRT three times each quarter, once for each monthly version of the tool that Microsoft releases. In the figure below, "Protected" represents computers that had real-time security software active and up-to-date every time the MSRT ran during a quarter; "Intermittently protected" represents computers that had security software active during one or more MSRT executions, but not all of them; and "Unprotected" represents computers that did not have security software active during any MSRT executions that quarter.

Percent of computers in Australia and worldwide protected by real-time security software in 4Q14





## Drive-by download sites

A *drive-by download* site is a website that hosts one or more exploits that target vulnerabilities in web browsers and browser add-ons. Users with vulnerable computers can be infected with malware simply by visiting such a website, even without attempting to download anything. Drive-by download pages are usually hosted on legitimate Web sites to which an attacker has posted exploit code. Attackers gain access to legitimate sites through intrusion or by posting malicious code to a poorly secured web form, like a comment field on a blog. Compromised sites can be hosted anywhere in the world and concern nearly any subject imaginable, making it difficult for even an experienced user to identify a compromised site from a list of search results.

Search engines such as Bing have taken a number of measures to help protect users from drive-by downloads. As Bing indexes the web, pages are assessed for malicious elements or malicious behavior. Clicking the link in the list of search results displays a prominent warning, saying that the page may contain malicious software.

At the end of 3Q14, Bing detected 0.11 drive-by download URLs for every 1,000 URLs hosted in Australia, compared to 0.41 worldwide. At the end of 4Q14, Bing detected 0.15 drive-by download URLs for every 1,000 URLs hosted in Australia, compared to 0.45 worldwide.

Drive-by download pages per 1,000 URLs hosted in Australia and worldwide

Metric	October 1, 2014	January 1, 2015
Drive-by download pages per 1,000 URLs, Australia	0.11	0.15
<i>Drive-by download pages per 1,000 URLs worldwide</i>	<i>0.41</i>	<i>0.45</i>



# Austria

The statistics presented here are generated by Microsoft security programs and services running on computers in Austria in 4Q14 and previous quarters. This data is provided from administrators or users who choose to opt in to provide data to Microsoft, using IP address geolocation to determine country or region.

On computers running real-time security software, most attempts by malware to infect computers are blocked before they succeed. Therefore, for a comprehensive understanding of the malware landscape, it's important to consider infection attempts that are blocked as well as infections that are removed. For this reason, Microsoft uses two different metrics to measure malware prevalence:

- *Encounter rate* is simply the percentage of computers running Microsoft real-time security products that report a malware encounter, whether the infection attempt succeeds or not.
- *Computers cleaned per mille*, or *CCM*, is an infection rate metric that is defined as the number of computers cleaned for every 1,000 unique computers executing the Malicious Software Removal Tool (MSRT), a free tool distributed through Microsoft update services that removes more than 200 highly prevalent or serious threats from computers.

Infection rate statistics for Austria

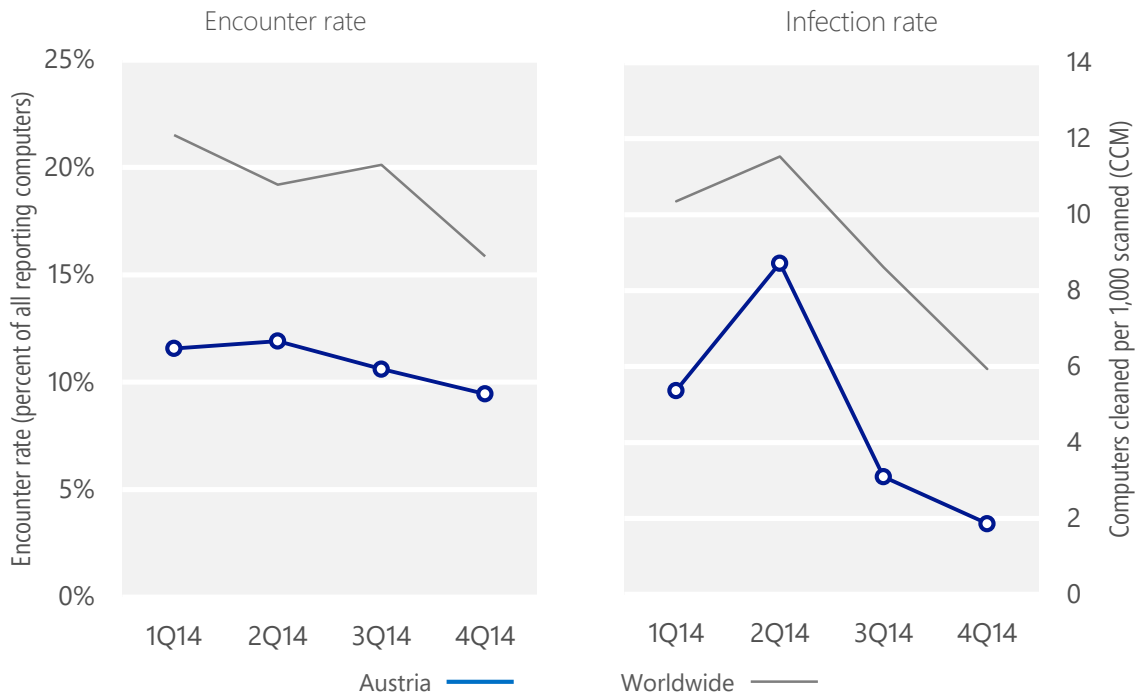
Metric	1Q14	2Q14	3Q14	4Q14
Encounter rate, Austria	11.6%	11.9%	10.6%	9.5%
Worldwide encounter rate	21.5%	19.2%	20.1%	15.9%
CCM, Austria	5.4	8.7	3.1	1.9
Worldwide CCM	10.3	11.5	8.6	5.9

Encounter and infection rates reported here do not include totals for the Brantall, Filcoute, and Rotbrow malware families. See pages 57–64 of [Microsoft Security Intelligence Report, Volume 17](#) for an explanation of this decision.

## Encounter and infection rate trends

In 4Q14, 9.5% percent of computers in Austria encountered malware, compared to the 4Q14 worldwide encounter rate of 15.9 percent. In addition, the MSRT detected and removed malware from 1.9 of every 1,000 unique computers scanned in Austria in 4Q14 (a CCM score of 1.9, compared to the 4Q14 worldwide CCM of 5.9). The following figure shows the encounter and infection rate trends for Austria over the last four quarters, compared to the world as a whole.

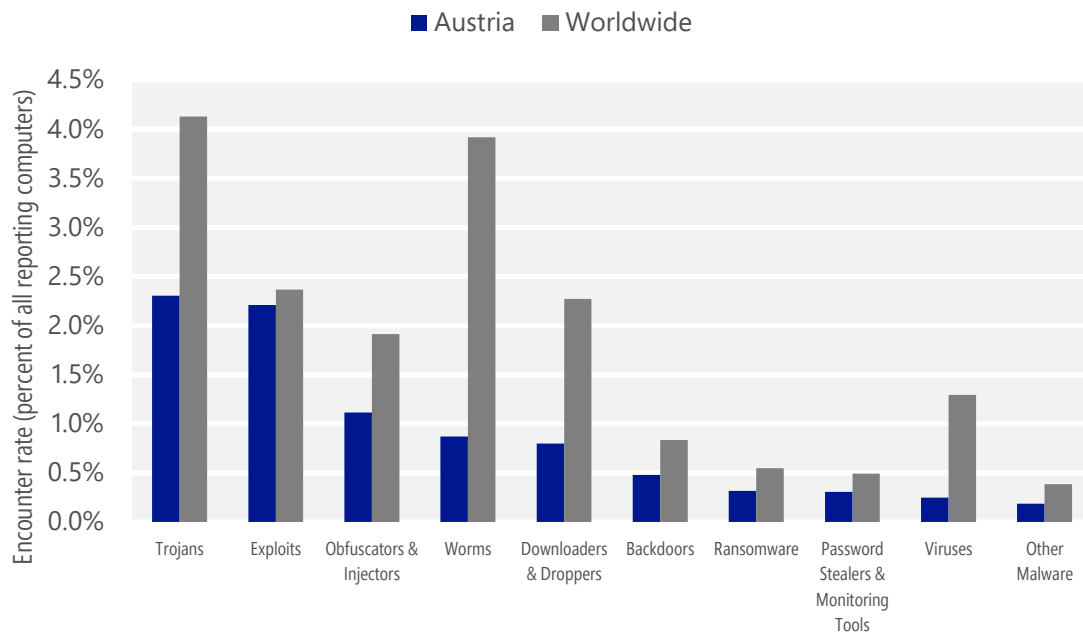
Malware encounter and infection rate trends in Austria and worldwide



See the Worldwide Threat Assessment section of [Microsoft Security Intelligence Report, Volume 18](http://www.microsoft.com/sir) at [www.microsoft.com/sir](http://www.microsoft.com/sir) for more information about threats in Austria and around the world, and for explanations of the methods and terms used here.

## Malware categories

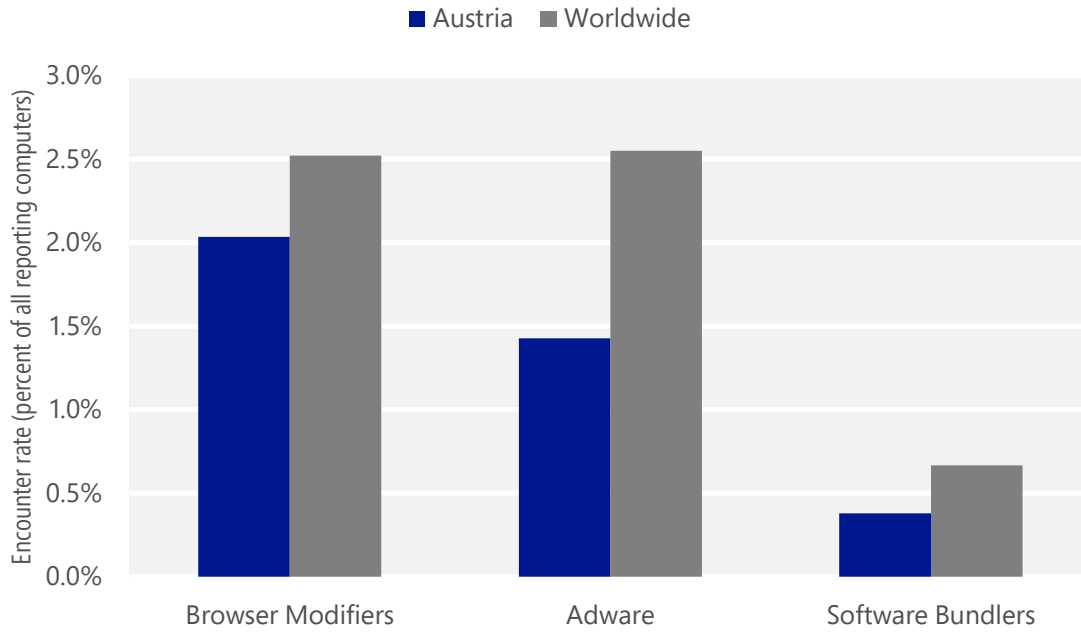
Malware encountered in Austria in 4Q14, by category



- The most common malware category in Austria in 4Q14 was Trojans. It was encountered by 2.3 percent of all computers there, down from 2.8 percent in 3Q14.
- The second most common malware category in Austria in 4Q14 was Exploits. It was encountered by 2.2 percent of all computers there, up from 2.1 percent in 3Q14.
- The third most common malware category in Austria in 4Q14 was Obfuscators & Injectors, which was encountered by 1.1 percent of all computers there, down from 1.8 percent in 3Q14.

## Unwanted software categories

Unwanted software encountered in Austria in 4Q14, by category



- The most common unwanted software category in Austria in 4Q14 was Browser Modifiers. It was encountered by 2.0 percent of all computers there, down from 3.0 percent in 3Q14.
- The second most common unwanted software category in Austria in 4Q14 was Adware. It was encountered by 1.4 percent of all computers there, up from 0.5 percent in 3Q14.
- The third most common unwanted software category in Austria in 4Q14 was Software Bundlers, which was encountered by 0.4 percent of all computers there, up from 0.0 percent in 3Q14.

## Top malware families by encounter rate

The most common malware families encountered in Austria in 4Q14

	Family	Most significant category	% of reporting computers
1	<a href="#">JS/Axpergle</a>	Exploits	1.5%
2	<a href="#">Win32/Obfuscator</a>	Obfuscators & Injectors	0.7%
3	<a href="#">Win32/Emotet</a>	Trojans	0.6%
4	<a href="#">Win32/CeelInject</a>	Obfuscators & Injectors	0.3%
5	<a href="#">Win32/Gamarue</a>	Worms	0.3%
6	<a href="#">Win32/Cetsiol</a>	Backdoors	0.2%
7	<a href="#">Win32/Dynamer</a>	Trojans	0.2%
8	<a href="#">INF/Autorun</a>	Obfuscators & Injectors	0.2%
9	<a href="#">Win32/Anaki</a>	Trojans	0.2%
10	<a href="#">Win32/Conficker</a>	Worms	0.2%

- The most common malware family encountered in Austria in 4Q14 was [JS/Axpergle](#), which was encountered by 1.5 percent of reporting computers there. [JS/Axpergle](#) is a detection for the Angler exploit kit, which exploits vulnerabilities in recent versions of Internet Explorer, Silverlight, Adobe Flash Player, and Java to install malware.
- The second most common malware family encountered in Austria in 4Q14 was [Win32/Obfuscator](#), which was encountered by 0.7 percent of reporting computers there. [Win32/Obfuscator](#) is a generic detection for programs that have had their purpose disguised to hinder analysis or detection by antivirus scanners. Such programs commonly employ a combination of methods, including encryption, compression, anti-debugging and anti-emulation techniques.
- The third most common malware family encountered in Austria in 4Q14 was [Win32/Emotet](#), which was encountered by 0.6 percent of reporting computers there. [Win32/Emotet](#) is a threat that can steal personal information, including banking user names and passwords. It is usually installed when the user opens a spam email attachment.
- The fourth most common malware family encountered in Austria in 4Q14 was [Win32/CeelInject](#), which was encountered by 0.3 percent of reporting computers there. [Win32/CeelInject](#) is a generic detection for malicious files that are obfuscated using particular techniques to protect them from detection or analysis.

## Top unwanted software families by encounter rate

The most common unwanted software families encountered in Austria in 4Q14

	Family	Most significant category	% of reporting computers
1	<a href="#">Win32/Couponruc</a>	Browser Modifiers	1.8%
2	<a href="#">Win32/Costmin</a>	Adware	0.5%
3	<a href="#">Win32/BetterSurf</a>	Adware	0.4%
4	<a href="#">Win32/Pennybee</a>	Adware	0.3%
5	<a href="#">Win32/Gofileexpress</a>	Software Bundlers	0.2%

- The most common unwanted software family encountered in Austria in 4Q14 was [Win32/Couponruc](#), which was encountered by 1.8 percent of reporting computers there. [Win32/Couponruc](#) is a browser modifier that changes browser settings and may also modify some computer and Internet settings.
- The second most common unwanted software family encountered in Austria in 4Q14 was [Win32/Costmin](#), which was encountered by 0.5 percent of reporting computers there. [Win32/Costmin](#) is an adware family that installs itself as a browser extension for Internet Explorer, Mozilla Firefox, and Google Chrome, and displays advertisements as the user browses the Internet.
- The third most common unwanted software family encountered in Austria in 4Q14 was [Win32/BetterSurf](#), which was encountered by 0.4 percent of reporting computers there. [Win32/BetterSurf](#) is adware that displays unwanted ads on search engine results pages and other websites. It may be included with software bundles that offer free applications or games.



## Top threat families by infection rate

The most common malware families by infection rate in Austria in 4Q14

	Family	Most significant category	Infection rate (CCM)
1	<a href="#">Win32/Sefnit</a>	Trojans	0.3
2	<a href="#">Win32/Wysotot</a>	Trojans	0.1
3	<a href="#">Win32/Zbot</a>	Password Stealers & Monitoring Tools	0.1
4	<a href="#">Win32/Alureon</a>	Trojans	0.1
5	<a href="#">Win32/Sality</a>	Viruses	0.1
6	<a href="#">Win32/Brontok</a>	Worms	0.1
7	<a href="#">JS/Kilim</a>	Trojans	0.1
8	<a href="#">VBS/Jenxcus</a>	Worms	0.1
9	<a href="#">Win32/Ramnit</a>	Trojans	0.1
10	<a href="#">Win32/Matsnu</a>	Trojans	0.1

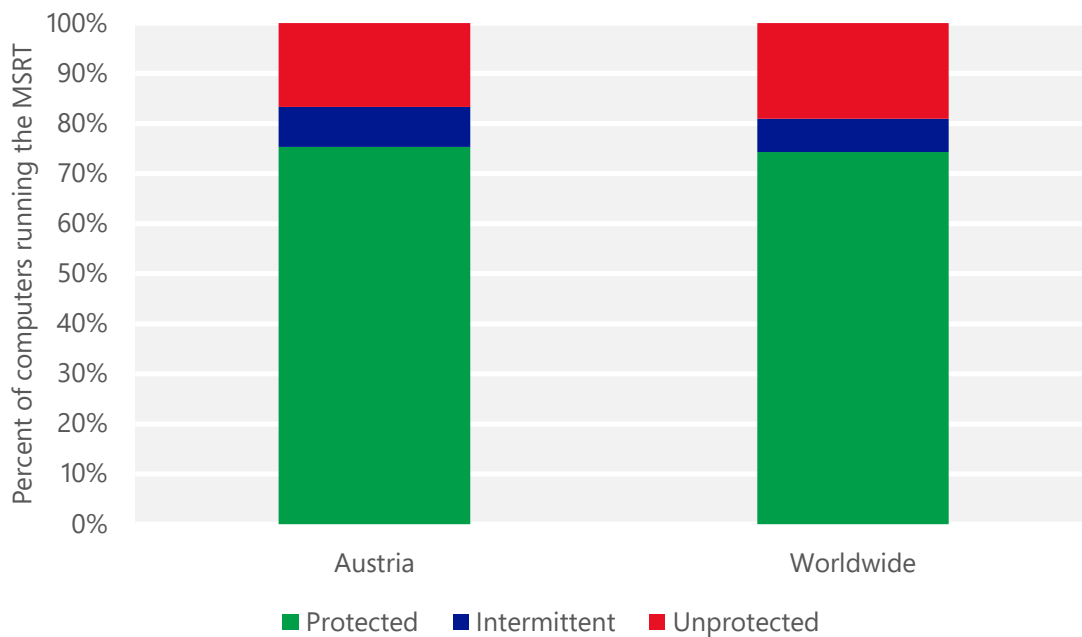
- The most common threat family infecting computers in Austria in 4Q14 was [Win32/Sefnit](#), which was detected and removed from 0.3 of every 1,000 unique computers scanned by the MSRT. [Win32/Sefnit](#) is a family of trojans that can allow backdoor access, download files, and use the computer and Internet connection for click fraud. Some variants can monitor web browsers and hijack search results.
- The second most common threat family infecting computers in Austria in 4Q14 was [Win32/Wysotot](#), which was detected and removed from 0.1 of every 1,000 unique computers scanned by the MSRT. [Win32/Wysotot](#) is a threat that can change the start page of the user's web browser, and may download and install other files to the computer. It is installed by software bundlers that advertise free software or games.
- The third most common threat family infecting computers in Austria in 4Q14 was [Win32/Zbot](#), which was detected and removed from 0.1 of every 1,000 unique computers scanned by the MSRT. [Win32/Zbot](#) is a family of password stealing trojans that also contains backdoor functionality allowing unauthorized access and control of an affected computer.
- The fourth most common threat family infecting computers in Austria in 4Q14 was [Win32/Alureon](#), which was detected and removed from 0.1 of every 1,000 unique computers scanned by the MSRT. [Win32/Alureon](#) is a data-stealing trojan that gathers confidential information such as user names, passwords, and credit card data from incoming and outgoing Internet traffic. It may also download malicious data and modify DNS settings.

## Security software use

Recent releases of the MSRT collect and report details about the state of real-time antimalware software on a computer, if the computer's administrator has chosen to opt in to provide data to Microsoft. This telemetry data makes it possible to analyze security software usage patterns around the world and correlate them with infection rates.

A typical computer runs the MSRT three times each quarter, once for each monthly version of the tool that Microsoft releases. In the figure below, "Protected" represents computers that had real-time security software active and up-to-date every time the MSRT ran during a quarter; "Intermittently protected" represents computers that had security software active during one or more MSRT executions, but not all of them; and "Unprotected" represents computers that did not have security software active during any MSRT executions that quarter.

Percent of computers in Austria and worldwide protected by real-time security software in 4Q14



## Drive-by download sites

A *drive-by download* site is a website that hosts one or more exploits that target vulnerabilities in web browsers and browser add-ons. Users with vulnerable computers can be infected with malware simply by visiting such a website, even without attempting to download anything. Drive-by download pages are usually hosted on legitimate Web sites to which an attacker has posted exploit code. Attackers gain access to legitimate sites through intrusion or by posting malicious code to a poorly secured web form, like a comment field on a blog. Compromised sites can be hosted anywhere in the world and concern nearly any subject imaginable, making it difficult for even an experienced user to identify a compromised site from a list of search results.

Search engines such as Bing have taken a number of measures to help protect users from drive-by downloads. As Bing indexes the web, pages are assessed for malicious elements or malicious behavior. Clicking the link in the list of search results displays a prominent warning, saying that the page may contain malicious software.

At the end of 3Q14, Bing detected 0.10 drive-by download URLs for every 1,000 URLs hosted in Austria, compared to 0.41 worldwide. At the end of 4Q14, Bing detected 0.07 drive-by download URLs for every 1,000 URLs hosted in Austria, compared to 0.45 worldwide.

Drive-by download pages per 1,000 URLs hosted in Austria and worldwide

Metric	October 1, 2014	January 1, 2015
Drive-by download pages per 1,000 URLs, Austria	0.10	0.07
<i>Drive-by download pages per 1,000 URLs worldwide</i>	<i>0.41</i>	<i>0.45</i>



## Bahamas, The

The statistics presented here are generated by Microsoft security programs and services running on computers in the Bahamas in 4Q14 and previous quarters. This data is provided from administrators or users who choose to opt in to provide data to Microsoft, using IP address geolocation to determine country or region.

On computers running real-time security software, most attempts by malware to infect computers are blocked before they succeed. Therefore, for a comprehensive understanding of the malware landscape, it's important to consider infection attempts that are blocked as well as infections that are removed. For this reason, Microsoft uses two different metrics to measure malware prevalence:

- *Encounter rate* is simply the percentage of computers running Microsoft real-time security products that report a malware encounter, whether the infection attempt succeeds or not.
- *Computers cleaned per mille*, or *CCM*, is an infection rate metric that is defined as the number of computers cleaned for every 1,000 unique computers executing the Malicious Software Removal Tool (MSRT), a free tool distributed through Microsoft update services that removes more than 200 highly prevalent or serious threats from computers.

Infection rate statistics for the Bahamas

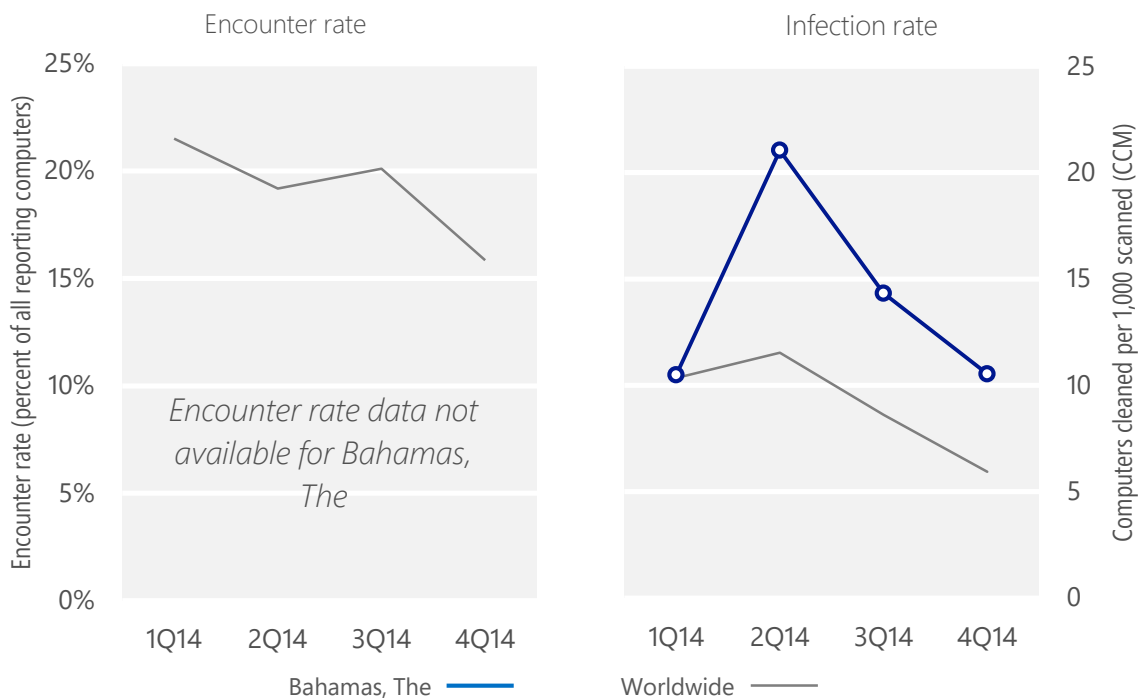
Metric	1Q14	2Q14	3Q14	4Q14
Encounter rate, Bahamas, The	N/A	N/A	N/A	N/A
<i>Worldwide encounter rate</i>	<i>21.5%</i>	<i>19.2%</i>	<i>20.1%</i>	<i>15.9%</i>
CCM, Bahamas, The	10.5	21.1	14.3	10.5
<i>Worldwide CCM</i>	<i>10.3</i>	<i>11.5</i>	<i>8.6</i>	<i>5.9</i>

Encounter and infection rates reported here do not include totals for the Brantall, Filcoute, and Rotbrow malware families. See pages 57–64 of [Microsoft Security Intelligence Report, Volume 17](#) for an explanation of this decision.

## Encounter and infection rate trends

In 4Q14, the MSRT detected and removed malware from 10.5 of every 1,000 unique computers scanned in the Bahamas in 4Q14 (a CCM score of 10.5, compared to the 4Q14 worldwide CCM of 5.9). The following figure shows the encounter and infection rate trends for the Bahamas over the last four quarters, compared to the world as a whole.

Malware encounter and infection rate trends in the Bahamas and worldwide



See the Worldwide Threat Assessment section of [Microsoft Security Intelligence Report, Volume 18](#) at [www.microsoft.com/sir](http://www.microsoft.com/sir) for more information about threats in the Bahamas and around the world, and for explanations of the methods and terms used here.

## Top threat families by infection rate

The most common malware families by infection rate in the Bahamas in 4Q14

	Family	Most significant category	Infection rate (CCM)
1	<a href="#">VBS/Jenxcus</a>	Worms	3.6
2	<a href="#">Win32/Brontok</a>	Worms	1.7
3	<a href="#">Win32/Vobfus</a>	Worms	1.5
4	<a href="#">Win32/Sality</a>	Viruses	0.6
5	<a href="#">Win32/Zbot</a>	Password Stealers & Monitoring Tools	0.4
6	<a href="#">Win32/Alureon</a>	Trojans	0.3
7	<a href="#">Win32/Dorkbot</a>	Worms	0.3
8	<a href="#">Win32/Sefnit</a>	Trojans	0.3
9	<a href="#">Win32/Gamarue</a>	Worms	0.2
10	<a href="#">Win32/IRCbot</a>	Backdoors	0.2

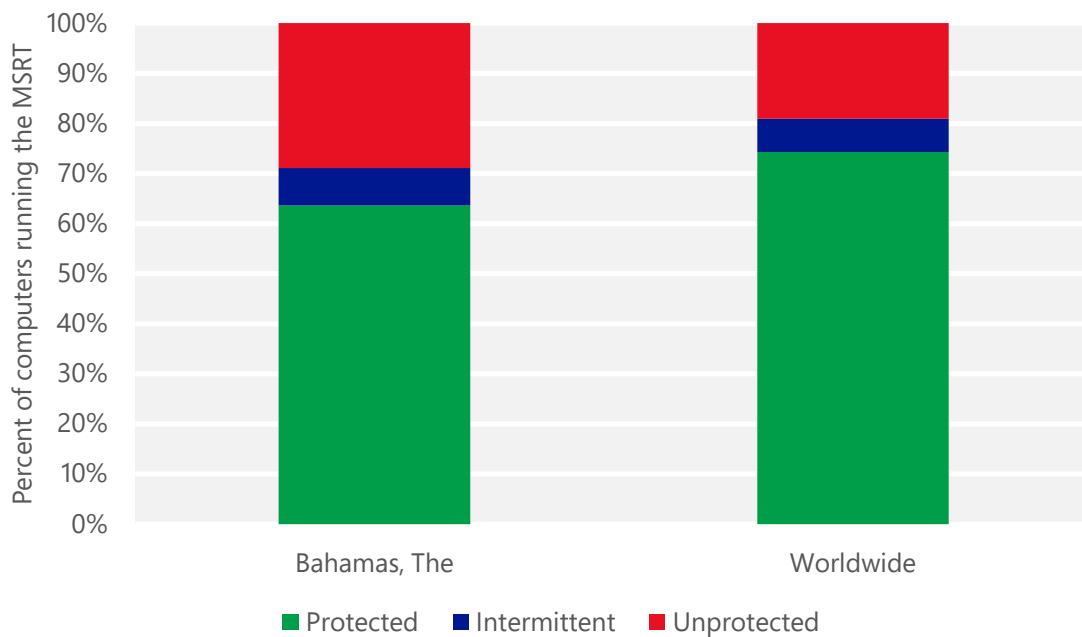
- The most common threat family infecting computers in the Bahamas in 4Q14 was [VBS/Jenxcus](#), which was detected and removed from 3.6 of every 1,000 unique computers scanned by the MSRT. [VBS/Jenxcus](#) is a worm that gives an attacker control of the computer. It is spread by infected removable drives, like USB flash drives. It can also be downloaded within a torrent file.
- The second most common threat family infecting computers in the Bahamas in 4Q14 was [Win32/Brontok](#), which was detected and removed from 1.7 of every 1,000 unique computers scanned by the MSRT. [Win32/Brontok](#) is a mass-mailing email worm that spreads by sending copies of itself as email attachments to addresses gathered from files on the infected computer, and by copying itself to removable volumes. Brontok can disable security software, and may conduct DoS attacks against certain websites.
- The third most common threat family infecting computers in the Bahamas in 4Q14 was [Win32/Vobfus](#), which was detected and removed from 1.5 of every 1,000 unique computers scanned by the MSRT. [Win32/Vobfus](#) is a family of worms that spreads via network drives and removable drives and download/executes arbitrary files. Downloaded files may include additional malware.
- The fourth most common threat family infecting computers in the Bahamas in 4Q14 was [Win32/Sality](#), which was detected and removed from 0.6 of every 1,000 unique computers scanned by the MSRT. [Win32/Sality](#) is a family of polymorphic file infectors that target executable files with the extensions .scr or .exe. They may execute a damaging payload that deletes files with certain extensions and terminates security-related processes and services.

## Security software use

Recent releases of the MSRT collect and report details about the state of real-time antimalware software on a computer, if the computer's administrator has chosen to opt in to provide data to Microsoft. This telemetry data makes it possible to analyze security software usage patterns around the world and correlate them with infection rates.

A typical computer runs the MSRT three times each quarter, once for each monthly version of the tool that Microsoft releases. In the figure below, "Protected" represents computers that had real-time security software active and up-to-date every time the MSRT ran during a quarter; "Intermittently protected" represents computers that had security software active during one or more MSRT executions, but not all of them; and "Unprotected" represents computers that did not have security software active during any MSRT executions that quarter.

Percent of computers in the Bahamas and worldwide protected by real-time security software in 4Q14





# Bahrain

The statistics presented here are generated by Microsoft security programs and services running on computers in Bahrain in 4Q14 and previous quarters. This data is provided from administrators or users who choose to opt in to provide data to Microsoft, using IP address geolocation to determine country or region.

On computers running real-time security software, most attempts by malware to infect computers are blocked before they succeed. Therefore, for a comprehensive understanding of the malware landscape, it's important to consider infection attempts that are blocked as well as infections that are removed. For this reason, Microsoft uses two different metrics to measure malware prevalence:

- *Encounter rate* is simply the percentage of computers running Microsoft real-time security products that report a malware encounter, whether the infection attempt succeeds or not.
- *Computers cleaned per mille*, or *CCM*, is an infection rate metric that is defined as the number of computers cleaned for every 1,000 unique computers executing the Malicious Software Removal Tool (MSRT), a free tool distributed through Microsoft update services that removes more than 200 highly prevalent or serious threats from computers.

Infection rate statistics for Bahrain

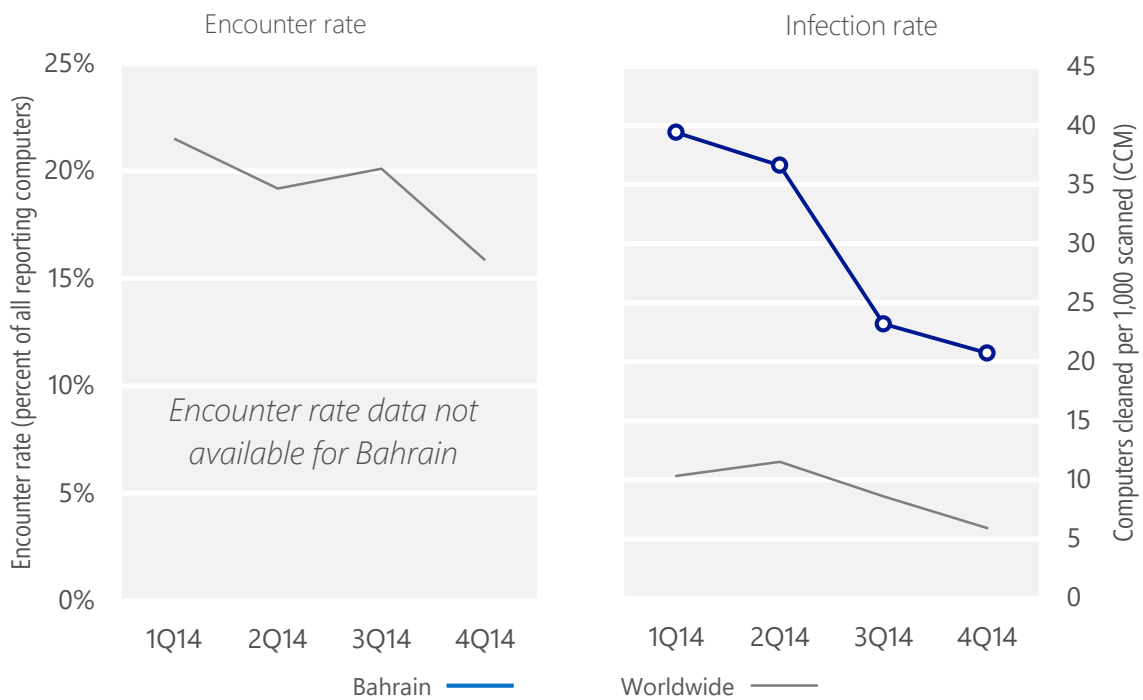
Metric	1Q14	2Q14	3Q14	4Q14
Encounter rate, Bahrain	N/A	N/A	N/A	N/A
Worldwide encounter rate	21.5%	19.2%	20.1%	15.9%
CCM, Bahrain	39.4	36.6	23.2	20.7
Worldwide CCM	10.3	11.5	8.6	5.9

Encounter and infection rates reported here do not include totals for the Brantall, Filcoute, and Rotbrow malware families. See pages 57–64 of [Microsoft Security Intelligence Report, Volume 17](#) for an explanation of this decision.

## Encounter and infection rate trends

In 4Q14, the MSRT detected and removed malware from 20.7 of every 1,000 unique computers scanned in Bahrain in 4Q14 (a CCM score of 20.7, compared to the 4Q14 worldwide CCM of 5.9). The following figure shows the encounter and infection rate trends for Bahrain over the last four quarters, compared to the world as a whole.

Malware encounter and infection rate trends in Bahrain and worldwide



See the Worldwide Threat Assessment section of [Microsoft Security Intelligence Report, Volume 18](#) at [www.microsoft.com/sir](http://www.microsoft.com/sir) for more information about threats in Bahrain and around the world, and for explanations of the methods and terms used here.

## Top threat families by infection rate

The most common malware families by infection rate in Bahrain in 4Q14

	Family	Most significant category	Infection rate (CCM)
1	<a href="#">VBS/Jenxcus</a>	Worms	8.6
2	<a href="#">Win32/Sality</a>	Viruses	2.4
3	<a href="#">Win32/Nuqel</a>	Worms	2.4
4	<a href="#">MSIL/Bladabindi</a>	Backdoors	1.6
5	<a href="#">Win32/Dorkbot</a>	Worms	1.2
6	<a href="#">Win32/Gamarue</a>	Worms	1.2
7	<a href="#">Win32/Ramnit</a>	Trojans	1.0
8	<a href="#">Win32/Vobfus</a>	Worms	0.4
9	<a href="#">Win32/Brontok</a>	Worms	0.4
10	<a href="#">Win32/Zbot</a>	Password Stealers & Monitoring Tools	0.4

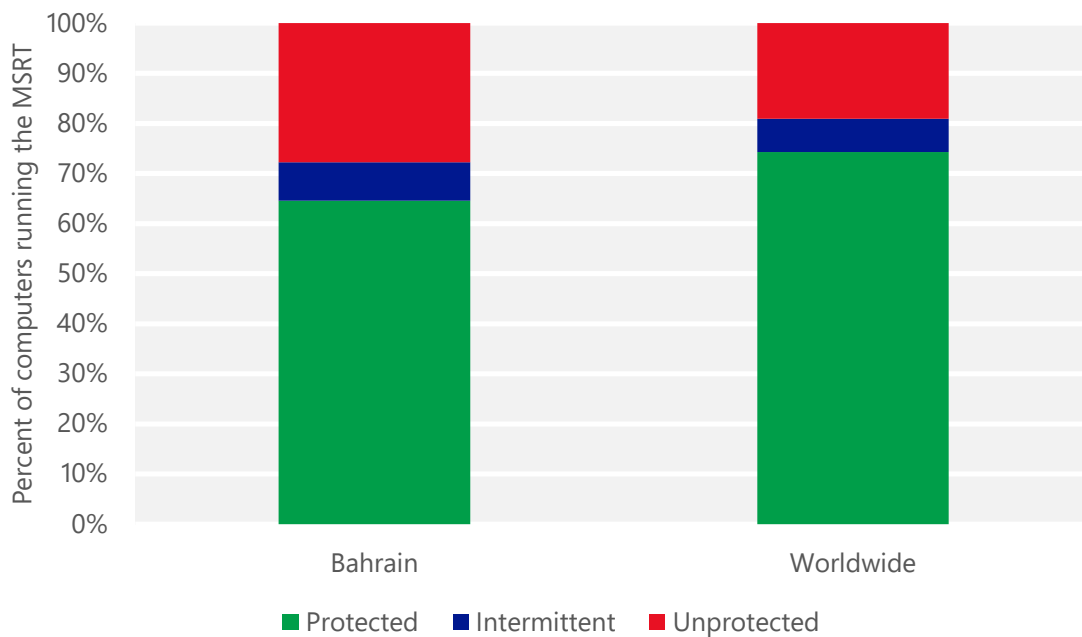
- The most common threat family infecting computers in Bahrain in 4Q14 was [VBS/Jenxcus](#), which was detected and removed from 8.6 of every 1,000 unique computers scanned by the MSRT. [VBS/Jenxcus](#) is a worm that gives an attacker control of the computer. It is spread by infected removable drives, like USB flash drives. It can also be downloaded within a torrent file.
- The second most common threat family infecting computers in Bahrain in 4Q14 was [Win32/Sality](#), which was detected and removed from 2.4 of every 1,000 unique computers scanned by the MSRT. [Win32/Sality](#) is a family of polymorphic file infectors that target executable files with the extensions .scr or .exe. They may execute a damaging payload that deletes files with certain extensions and terminates security-related processes and services.
- The third most common threat family infecting computers in Bahrain in 4Q14 was [Win32/Nuqel](#), which was detected and removed from 2.4 of every 1,000 unique computers scanned by the MSRT. [Win32/Nuqel](#) is a worm that spreads via mapped drives and certain instant messaging applications. It may modify system settings, connect to certain websites, download arbitrary files, or take other malicious actions.
- The fourth most common threat family infecting computers in Bahrain in 4Q14 was [MSIL/Bladabindi](#), which was detected and removed from 1.6 of every 1,000 unique computers scanned by the MSRT. [MSIL/Bladabindi](#) is a family of backdoors created by a malicious hacker tool called NJ Rat. The can steal sensitive information, download other malware, and allow backdoor access to an infected computer.

## Security software use

Recent releases of the MSRT collect and report details about the state of real-time antimalware software on a computer, if the computer's administrator has chosen to opt in to provide data to Microsoft. This telemetry data makes it possible to analyze security software usage patterns around the world and correlate them with infection rates.

A typical computer runs the MSRT three times each quarter, once for each monthly version of the tool that Microsoft releases. In the figure below, "Protected" represents computers that had real-time security software active and up-to-date every time the MSRT ran during a quarter; "Intermittently protected" represents computers that had security software active during one or more MSRT executions, but not all of them; and "Unprotected" represents computers that did not have security software active during any MSRT executions that quarter.

Percent of computers in Bahrain and worldwide protected by real-time security software in 4Q14



# Bangladesh

The statistics presented here are generated by Microsoft security programs and services running on computers in Bangladesh in 4Q14 and previous quarters. This data is provided from administrators or users who choose to opt in to provide data to Microsoft, using IP address geolocation to determine country or region.

On computers running real-time security software, most attempts by malware to infect computers are blocked before they succeed. Therefore, for a comprehensive understanding of the malware landscape, it's important to consider infection attempts that are blocked as well as infections that are removed. For this reason, Microsoft uses two different metrics to measure malware prevalence:

- *Encounter rate* is simply the percentage of computers running Microsoft real-time security products that report a malware encounter, whether the infection attempt succeeds or not.
- *Computers cleaned per mille*, or *CCM*, is an infection rate metric that is defined as the number of computers cleaned for every 1,000 unique computers executing the Malicious Software Removal Tool (MSRT), a free tool distributed through Microsoft update services that removes more than 200 highly prevalent or serious threats from computers.

Infection rate statistics for Bangladesh

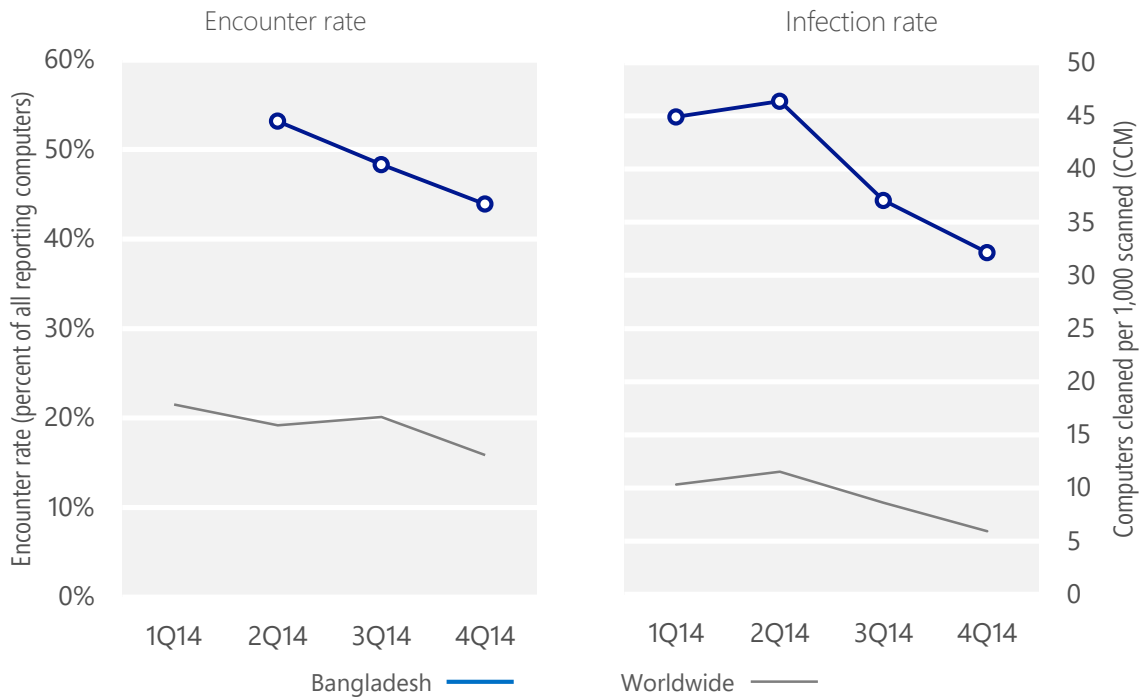
Metric	1Q14	2Q14	3Q14	4Q14
Encounter rate, Bangladesh	N/A	53.2%	48.3%	43.9%
Worldwide encounter rate	21.5%	19.2%	20.1%	15.9%
CCM, Bangladesh	44.9	46.4	37.1	32.1
Worldwide CCM	10.3	11.5	8.6	5.9

Encounter and infection rates reported here do not include totals for the Brantall, Filcoute, and Rotbrow malware families. See pages 57–64 of [Microsoft Security Intelligence Report, Volume 17](#) for an explanation of this decision.

## Encounter and infection rate trends

In 4Q14, 43.9% percent of computers in Bangladesh encountered malware, compared to the 4Q14 worldwide encounter rate of 15.9 percent. In addition, the MSRT detected and removed malware from 32.1 of every 1,000 unique computers scanned in Bangladesh in 4Q14 (a CCM score of 32.1, compared to the 4Q14 worldwide CCM of 5.9). The following figure shows the encounter and infection rate trends for Bangladesh over the last four quarters, compared to the world as a whole.

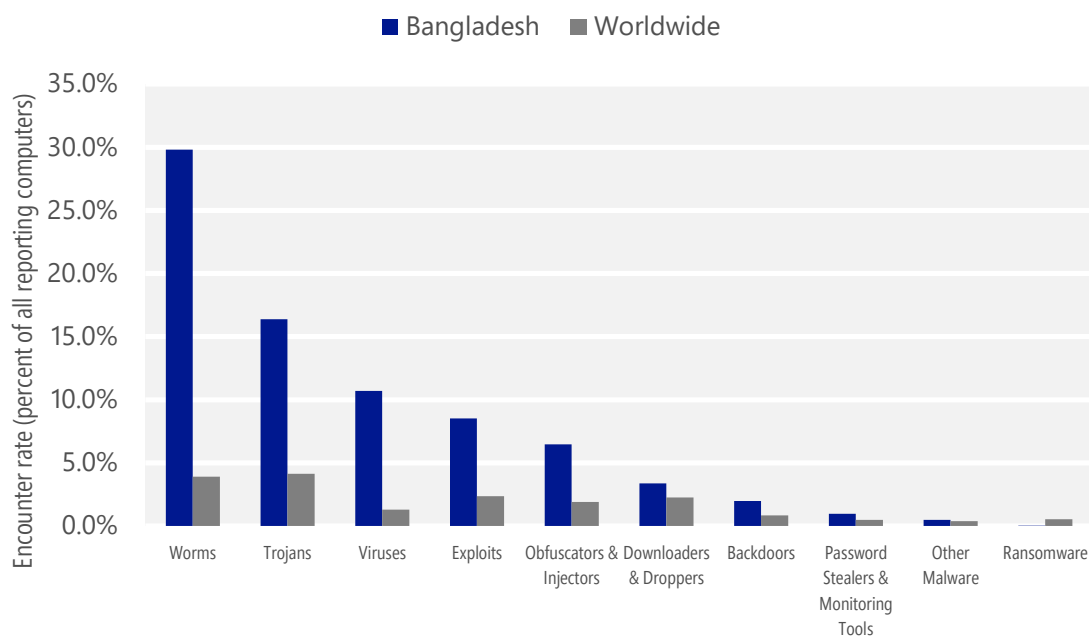
Malware encounter and infection rate trends in Bangladesh and worldwide



See the Worldwide Threat Assessment section of [Microsoft Security Intelligence Report, Volume 18](http://www.microsoft.com/sir) at [www.microsoft.com/sir](http://www.microsoft.com/sir) for more information about threats in Bangladesh and around the world, and for explanations of the methods and terms used here.

## Malware categories

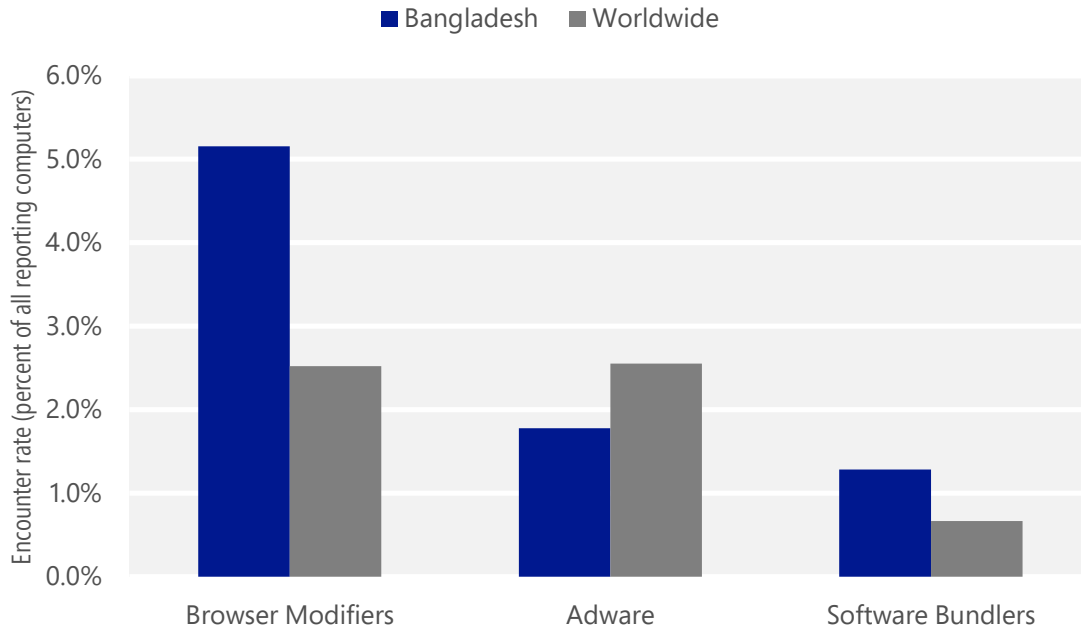
Malware encountered in Bangladesh in 4Q14, by category



- The most common malware category in Bangladesh in 4Q14 was Worms. It was encountered by 29.8 percent of all computers there, down from 33.5 percent in 3Q14.
- The second most common malware category in Bangladesh in 4Q14 was Trojans. It was encountered by 16.4 percent of all computers there, down from 18.8 percent in 3Q14.
- The third most common malware category in Bangladesh in 4Q14 was Viruses, which was encountered by 10.7 percent of all computers there, down from 11.5 percent in 3Q14.

## Unwanted software categories

Unwanted software encountered in Bangladesh in 4Q14, by category



- The most common unwanted software category in Bangladesh in 4Q14 was Browser Modifiers. It was encountered by 5.2 percent of all computers there, up from 4.1 percent in 3Q14.
- The second most common unwanted software category in Bangladesh in 4Q14 was Adware. It was encountered by 1.8 percent of all computers there, up from 0.8 percent in 3Q14.
- The third most common unwanted software category in Bangladesh in 4Q14 was Software Bundlers, which was encountered by 1.3 percent of all computers there, up from 0.1 percent in 3Q14.



## Top malware families by encounter rate

The most common malware families encountered in Bangladesh in 4Q14

	Family	Most significant category	% of reporting computers
1	<a href="#">INF/Autorun</a>	Obfuscators & Injectors	17.4%
2	<a href="#">Win32/Ippedo</a>	Worms	13.9%
3	<a href="#">VBS/Jenxcus</a>	Worms	10.9%
4	<a href="#">Win32/Ramnit</a>	Trojans	9.5%
5	<a href="#">Win32/Gamarue</a>	Worms	8.7%
6	<a href="#">Win32/CplLnk</a>	Exploits	7.9%
7	<a href="#">Win32/Sality</a>	Viruses	5.0%
8	<a href="#">Win32/Virut</a>	Viruses	3.1%
9	<a href="#">Win32/Vercuser</a>	Worms	3.1%
10	<a href="#">Win32/Obfuscator</a>	Obfuscators & Injectors	1.9%

- The most common malware family encountered in Bangladesh in 4Q14 was [INF/Autorun](#), which was encountered by 17.4 percent of reporting computers there. [INF/Autorun](#) is a family of worms that spreads by copying itself to the mapped drives of an infected computer. The mapped drives may include network or removable drives.
- The second most common malware family encountered in Bangladesh in 4Q14 was [Win32/Ippedo](#), which was encountered by 13.9 percent of reporting computers there. [Win32/Ippedo](#) is a worm that can send sensitive information to a malicious hacker. It spreads through infected removable drives, such as USB flash drives.
- The third most common malware family encountered in Bangladesh in 4Q14 was [VBS/Jenxcus](#), which was encountered by 10.9 percent of reporting computers there. [VBS/Jenxcus](#) is a worm that gives an attacker control of the computer. It is spread by infected removable drives, like USB flash drives. It can also be downloaded within a torrent file.
- The fourth most common malware family encountered in Bangladesh in 4Q14 was [Win32/Ramnit](#), which was encountered by 9.5 percent of reporting computers there. [Win32/Ramnit](#) is a family of multi-component malware that infects executable files, Microsoft Office files, and HTML files. Win32/Ramnit spreads to removable drives and steals sensitive information such as saved FTP credentials and browser cookies. It may also open a backdoor to await instructions from a remote attacker.

## Top unwanted software families by encounter rate

The most common unwanted software families encountered in Bangladesh in 4Q14

	Family	Most significant category	% of reporting computers
1	<a href="#">Win32/Couponruc</a>	Browser Modifiers	4.3%
2	<a href="#">Win32/Gofileexpress</a>	Software Bundlers	1.0%
3	<a href="#">Win32/Defaulttab</a>	Browser Modifiers	0.9%
4	<a href="#">Win32/Costmin</a>	Adware	0.8%
5	<a href="#">Win32/BetterSurf</a>	Adware	0.7%

- The most common unwanted software family encountered in Bangladesh in 4Q14 was [Win32/Couponruc](#), which was encountered by 4.3 percent of reporting computers there. [Win32/Couponruc](#) is a browser modifier that changes browser settings and may also modify some computer and Internet settings.
- The second most common unwanted software family encountered in Bangladesh in 4Q14 was [Win32/Gofileexpress](#), which was encountered by 1.0 percent of reporting computers there. [Win32/Gofileexpress](#) is a software bundler that installs other unwanted software, including Adware:Win32/Lollipop and Adware:Win32/CostMin.
- The third most common unwanted software family encountered in Bangladesh in 4Q14 was [Win32/Defaulttab](#), which was encountered by 0.9 percent of reporting computers there. [Win32/Defaulttab](#) is a browser modifier that redirects web browser searches and prevents the user from changing browser settings.

## Top threat families by infection rate

The most common malware families by infection rate in Bangladesh in 4Q14

	Family	Most significant category	Infection rate (CCM)
1	<a href="#">VBS/Jenxcus</a>	Worms	10.5
2	<a href="#">Win32/Ramnit</a>	Trojans	8.4
3	<a href="#">Win32/Sality</a>	Viruses	7.7
4	<a href="#">Win32/Gamarue</a>	Worms	5.8
5	<a href="#">Win32/Pramro</a>	Trojans	0.7
6	<a href="#">Win32/Chir</a>	Viruses	0.7
7	<a href="#">MSIL/Bladabindi</a>	Backdoors	0.5
8	<a href="#">Win32/Parite</a>	Viruses	0.4
9	<a href="#">Win32/Brontok</a>	Worms	0.4
10	<a href="#">Win32/Nuqel</a>	Worms	0.3

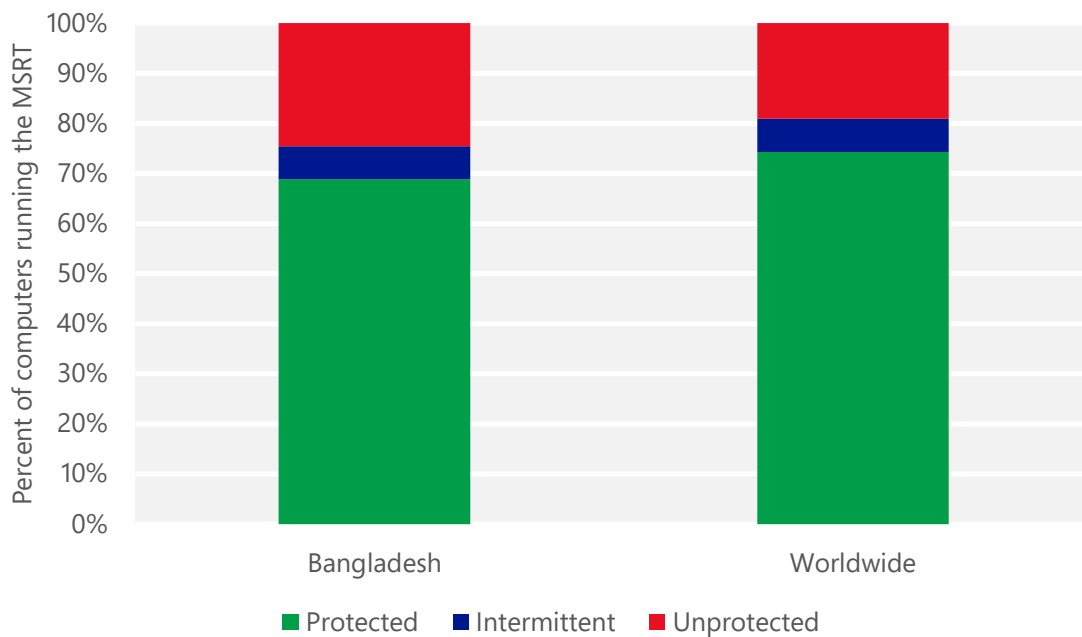
- The most common threat family infecting computers in Bangladesh in 4Q14 was [VBS/Jenxcus](#), which was detected and removed from 10.5 of every 1,000 unique computers scanned by the MSRT. [VBS/Jenxcus](#) is a worm that gives an attacker control of the computer. It is spread by infected removable drives, like USB flash drives. It can also be downloaded within a torrent file.
- The second most common threat family infecting computers in Bangladesh in 4Q14 was [Win32/Ramnit](#), which was detected and removed from 8.4 of every 1,000 unique computers scanned by the MSRT. [Win32/Ramnit](#) is a family of multi-component malware that infects executable files, Microsoft Office files, and HTML files. Win32/Ramnit spreads to removable drives and steals sensitive information such as saved FTP credentials and browser cookies. It may also open a backdoor to await instructions from a remote attacker.
- The third most common threat family infecting computers in Bangladesh in 4Q14 was [Win32/Sality](#), which was detected and removed from 7.7 of every 1,000 unique computers scanned by the MSRT. [Win32/Sality](#) is a family of polymorphic file infectors that target executable files with the extensions .scr or .exe. They may execute a damaging payload that deletes files with certain extensions and terminates security-related processes and services.
- The fourth most common threat family infecting computers in Bangladesh in 4Q14 was [Win32/Gamarue](#), which was detected and removed from 5.8 of every 1,000 unique computers scanned by the MSRT. [Win32/Gamarue](#) is a worm that is commonly distributed via exploit kits and social engineering. Variants have been observed stealing information from the local computer and communicating with command-and-control (C&C) servers managed by attackers.

## Security software use

Recent releases of the MSRT collect and report details about the state of real-time antimalware software on a computer, if the computer's administrator has chosen to opt in to provide data to Microsoft. This telemetry data makes it possible to analyze security software usage patterns around the world and correlate them with infection rates.

A typical computer runs the MSRT three times each quarter, once for each monthly version of the tool that Microsoft releases. In the figure below, "Protected" represents computers that had real-time security software active and up-to-date every time the MSRT ran during a quarter; "Intermittently protected" represents computers that had security software active during one or more MSRT executions, but not all of them; and "Unprotected" represents computers that did not have security software active during any MSRT executions that quarter.

Percent of computers in Bangladesh and worldwide protected by real-time security software in 4Q14



## Drive-by download sites

A *drive-by download* site is a website that hosts one or more exploits that target vulnerabilities in web browsers and browser add-ons. Users with vulnerable computers can be infected with malware simply by visiting such a website, even without attempting to download anything. Drive-by download pages are usually hosted on legitimate Web sites to which an attacker has posted exploit code. Attackers gain access to legitimate sites through intrusion or by posting malicious code to a poorly secured web form, like a comment field on a blog. Compromised sites can be hosted anywhere in the world and concern nearly any subject imaginable, making it difficult for even an experienced user to identify a compromised site from a list of search results.

Search engines such as Bing have taken a number of measures to help protect users from drive-by downloads. As Bing indexes the web, pages are assessed for malicious elements or malicious behavior. Clicking the link in the list of search results displays a prominent warning, saying that the page may contain malicious software.

At the end of 3Q14, Bing detected 0.51 drive-by download URLs for every 1,000 URLs hosted in Bangladesh, compared to 0.41 worldwide. At the end of 4Q14, Bing detected 3.93 drive-by download URLs for every 1,000 URLs hosted in Bangladesh, compared to 0.45 worldwide.

Drive-by download pages per 1,000 URLs hosted in Bangladesh and worldwide

Metric	October 1, 2014	January 1, 2015
Drive-by download pages per 1,000 URLs, Bangladesh	0.51	3.93
<i>Drive-by download pages per 1,000 URLs worldwide</i>	<i>0.41</i>	<i>0.45</i>



# Belarus

The statistics presented here are generated by Microsoft security programs and services running on computers in Belarus in 4Q14 and previous quarters. This data is provided from administrators or users who choose to opt in to provide data to Microsoft, using IP address geolocation to determine country or region.

On computers running real-time security software, most attempts by malware to infect computers are blocked before they succeed. Therefore, for a comprehensive understanding of the malware landscape, it's important to consider infection attempts that are blocked as well as infections that are removed. For this reason, Microsoft uses two different metrics to measure malware prevalence:

- *Encounter rate* is simply the percentage of computers running Microsoft real-time security products that report a malware encounter, whether the infection attempt succeeds or not.
- *Computers cleaned per mille*, or *CCM*, is an infection rate metric that is defined as the number of computers cleaned for every 1,000 unique computers executing the Malicious Software Removal Tool (MSRT), a free tool distributed through Microsoft update services that removes more than 200 highly prevalent or serious threats from computers.

Infection rate statistics for Belarus

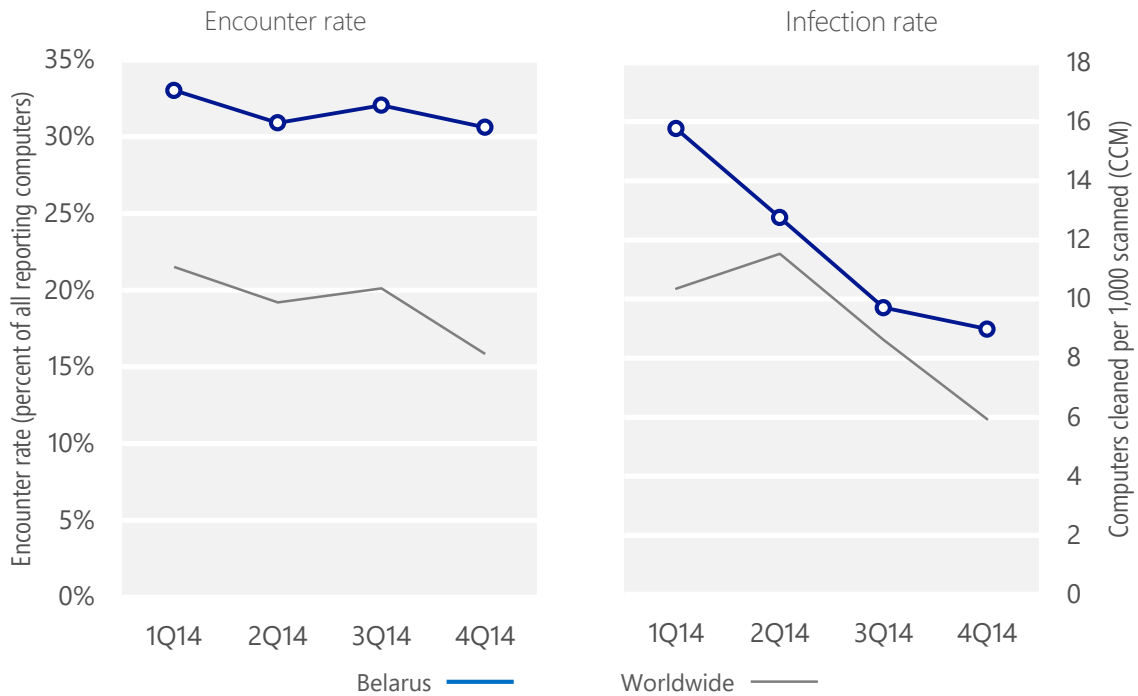
Metric	1Q14	2Q14	3Q14	4Q14
Encounter rate, Belarus	33.0%	30.9%	32.1%	30.6%
Worldwide encounter rate	21.5%	19.2%	20.1%	15.9%
CCM, Belarus	15.8	12.8	9.7	9.0
Worldwide CCM	10.3	11.5	8.6	5.9

Encounter and infection rates reported here do not include totals for the Brantall, Filcoute, and Rotbrow malware families. See pages 57–64 of [Microsoft Security Intelligence Report, Volume 17](#) for an explanation of this decision.

## Encounter and infection rate trends

In 4Q14, 30.6% percent of computers in Belarus encountered malware, compared to the 4Q14 worldwide encounter rate of 15.9 percent. In addition, the MSRT detected and removed malware from 9.0 of every 1,000 unique computers scanned in Belarus in 4Q14 (a CCM score of 9.0, compared to the 4Q14 worldwide CCM of 5.9). The following figure shows the encounter and infection rate trends for Belarus over the last four quarters, compared to the world as a whole.

Malware encounter and infection rate trends in Belarus and worldwide

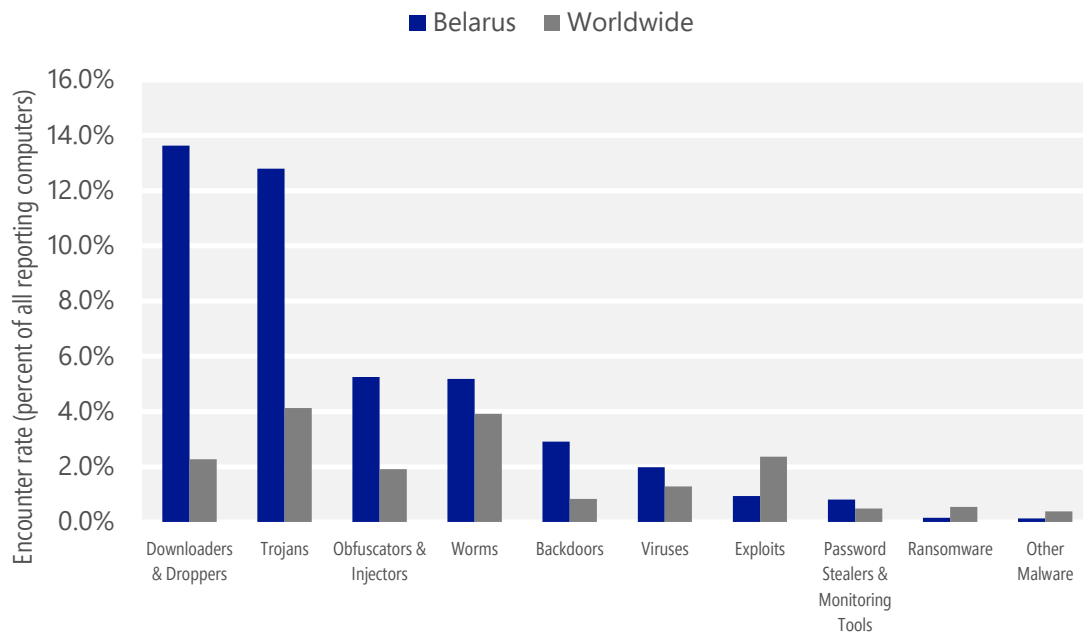


See the Worldwide Threat Assessment section of [Microsoft Security Intelligence Report, Volume 18](http://www.microsoft.com/sir) at [www.microsoft.com/sir](http://www.microsoft.com/sir) for more information about threats in Belarus and around the world, and for explanations of the methods and terms used here.



## Malware categories

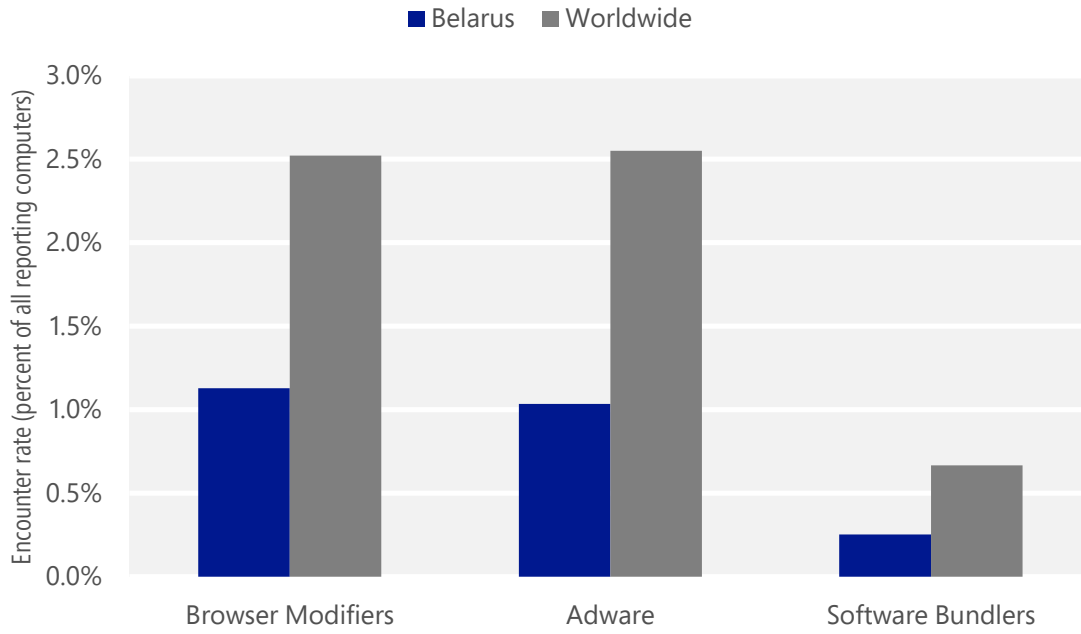
Malware encountered in Belarus in 4Q14, by category



- The most common malware category in Belarus in 4Q14 was Downloaders & Droppers. It was encountered by 13.6 percent of all computers there, down from 17.2 percent in 3Q14.
- The second most common malware category in Belarus in 4Q14 was Trojans. It was encountered by 12.8 percent of all computers there, up from 11.3 percent in 3Q14.
- The third most common malware category in Belarus in 4Q14 was Obfuscators & Injectors, which was encountered by 5.3 percent of all computers there, down from 5.3 percent in 3Q14.

## Unwanted software categories

Unwanted software encountered in Belarus in 4Q14, by category



- The most common unwanted software category in Belarus in 4Q14 was Browser Modifiers. It was encountered by 1.1 percent of all computers there, down from 2.1 percent in 3Q14.
- The second most common unwanted software category in Belarus in 4Q14 was Adware. It was encountered by 1.0 percent of all computers there, up from 0.1 percent in 3Q14.
- The third most common unwanted software category in Belarus in 4Q14 was Software Bundlers, which was encountered by 0.3 percent of all computers there, up from 0.1 percent in 3Q14.

## Top malware families by encounter rate

The most common malware families encountered in Belarus in 4Q14

	Family	Most significant category	% of reporting computers
1	<a href="#">Win32/Ogimant</a>	Downloaders & Droppers	12.1%
2	<a href="#">Win32/Peaac</a>	Trojans	4.5%
3	<a href="#">Win32/Obfuscator</a>	Obfuscators & Injectors	4.5%
4	<a href="#">Win32/Gamarue</a>	Worms	2.2%
5	<a href="#">Win32/Peals</a>	Trojans	1.5%
6	<a href="#">Win32/Dynamer</a>	Trojans	1.3%
7	<a href="#">Win32/Morix</a>	Backdoors	0.9%
8	<a href="#">INF/Autorun</a>	Obfuscators & Injectors	0.9%
9	<a href="#">Win32/Tofsee</a>	Backdoors	0.8%
10	<a href="#">Win32/Dorkbot</a>	Worms	0.7%

- The most common malware family encountered in Belarus in 4Q14 was [Win32/Ogimant](#), which was encountered by 12.1 percent of reporting computers there. [Win32/Ogimant](#) is a threat that claims to help download items from the Internet, but actually downloads and runs files that are specified by a remote attacker.
- The second most common malware family encountered in Belarus in 4Q14 was [Win32/Peaac](#), which was encountered by 4.5 percent of reporting computers there. [Win32/Peaac](#) is a generic detection for various threats that display trojan characteristics.
- The third most common malware family encountered in Belarus in 4Q14 was [Win32/Obfuscator](#), which was encountered by 4.5 percent of reporting computers there. [Win32/Obfuscator](#) is a generic detection for programs that have had their purpose disguised to hinder analysis or detection by antivirus scanners. Such programs commonly employ a combination of methods, including encryption, compression, anti-debugging and anti-emulation techniques.
- The fourth most common malware family encountered in Belarus in 4Q14 was [Win32/Gamarue](#), which was encountered by 2.2 percent of reporting computers there. [Win32/Gamarue](#) is a worm that is commonly distributed via exploit kits and social engineering. Variants have been observed stealing information from the local computer and communicating with command-and-control (C&C) servers managed by attackers.

## Top unwanted software families by encounter rate

The most common unwanted software families encountered in Belarus in 4Q14

	Family	Most significant category	% of reporting computers
1	<a href="#">Win32/Couponruc</a>	Browser Modifiers	0.7%
2	<a href="#">Win32/BetterSurf</a>	Adware	0.7%
3	<a href="#">Win32/Defaulttab</a>	Browser Modifiers	0.4%

- The most common unwanted software family encountered in Belarus in 4Q14 was [Win32/Couponruc](#), which was encountered by 0.7 percent of reporting computers there. [Win32/Couponruc](#) is a browser modifier that changes browser settings and may also modify some computer and Internet settings.
- The second most common unwanted software family encountered in Belarus in 4Q14 was [Win32/BetterSurf](#), which was encountered by 0.7 percent of reporting computers there. [Win32/BetterSurf](#) is adware that displays unwanted ads on search engine results pages and other websites. It may be included with software bundles that offer free applications or games.
- The third most common unwanted software family encountered in Belarus in 4Q14 was [Win32/Defaulttab](#), which was encountered by 0.4 percent of reporting computers there. [Win32/Defaulttab](#) is a browser modifier that redirects web browser searches and prevents the user from changing browser settings.

## Top threat families by infection rate

The most common malware families by infection rate in Belarus in 4Q14

	Family	Most significant category	Infection rate (CCM)
1	<a href="#">Win32/Gamarue</a>	Worms	2.4
2	<a href="#">Win32/Tofsee</a>	Backdoors	1.5
3	<a href="#">Win32/Ramnit</a>	Trojans	1.0
4	<a href="#">Win32/Deminix</a>	Trojans	0.8
5	<a href="#">Win32/Dorkbot</a>	Worms	0.7
6	<a href="#">Win32/Sality</a>	Viruses	0.6
7	<a href="#">Win32/Lethic</a>	Trojans	0.3
8	<a href="#">VBS/Jenxcus</a>	Worms	0.3
9	<a href="#">Win32/Sefnit</a>	Trojans	0.3
10	<a href="#">Win32/Nuqel</a>	Worms	0.2

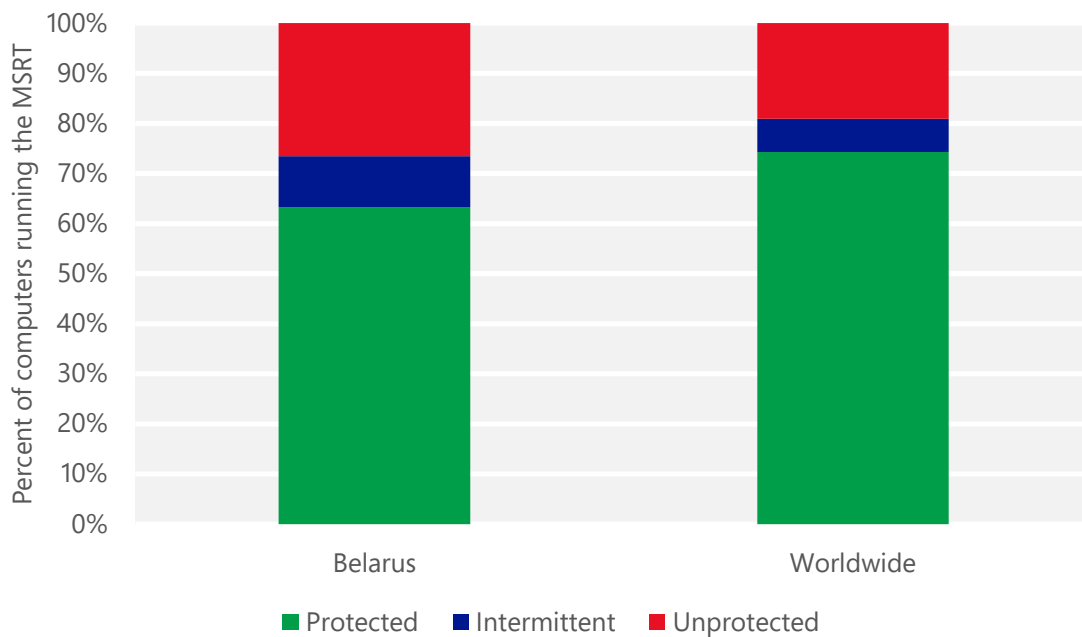
- The most common threat family infecting computers in Belarus in 4Q14 was [Win32/Gamarue](#), which was detected and removed from 2.4 of every 1,000 unique computers scanned by the MSRT. [Win32/Gamarue](#) is a worm that is commonly distributed via exploit kits and social engineering. Variants have been observed stealing information from the local computer and communicating with command-and-control (C&C) servers managed by attackers.
- The second most common threat family infecting computers in Belarus in 4Q14 was [Win32/Tofsee](#), which was detected and removed from 1.5 of every 1,000 unique computers scanned by the MSRT. [Win32/Tofsee](#) is a multi-component family of backdoor trojans that act as a spam and traffic relay.
- The third most common threat family infecting computers in Belarus in 4Q14 was [Win32/Ramnit](#), which was detected and removed from 1.0 of every 1,000 unique computers scanned by the MSRT. [Win32/Ramnit](#) is a family of multi-component malware that infects executable files, Microsoft Office files, and HTML files. Win32/Ramnit spreads to removable drives and steals sensitive information such as saved FTP credentials and browser cookies. It may also open a backdoor to await instructions from a remote attacker.
- The fourth most common threat family infecting computers in Belarus in 4Q14 was [Win32/Deminix](#), which was detected and removed from 0.8 of every 1,000 unique computers scanned by the MSRT. [Win32/Deminix](#) is a trojan that uses the computer for bitcoin mining and changes the home page of the web browser. It can accidentally be downloaded along with other files from torrent sites.

## Security software use

Recent releases of the MSRT collect and report details about the state of real-time antimalware software on a computer, if the computer's administrator has chosen to opt in to provide data to Microsoft. This telemetry data makes it possible to analyze security software usage patterns around the world and correlate them with infection rates.

A typical computer runs the MSRT three times each quarter, once for each monthly version of the tool that Microsoft releases. In the figure below, "Protected" represents computers that had real-time security software active and up-to-date every time the MSRT ran during a quarter; "Intermittently protected" represents computers that had security software active during one or more MSRT executions, but not all of them; and "Unprotected" represents computers that did not have security software active during any MSRT executions that quarter.

Percent of computers in Belarus and worldwide protected by real-time security software in 4Q14



## Drive-by download sites

A *drive-by download* site is a website that hosts one or more exploits that target vulnerabilities in web browsers and browser add-ons. Users with vulnerable computers can be infected with malware simply by visiting such a website, even without attempting to download anything. Drive-by download pages are usually hosted on legitimate Web sites to which an attacker has posted exploit code. Attackers gain access to legitimate sites through intrusion or by posting malicious code to a poorly secured web form, like a comment field on a blog. Compromised sites can be hosted anywhere in the world and concern nearly any subject imaginable, making it difficult for even an experienced user to identify a compromised site from a list of search results.

Search engines such as Bing have taken a number of measures to help protect users from drive-by downloads. As Bing indexes the web, pages are assessed for malicious elements or malicious behavior. Clicking the link in the list of search results displays a prominent warning, saying that the page may contain malicious software.

At the end of 3Q14, Bing detected 0.54 drive-by download URLs for every 1,000 URLs hosted in Belarus, compared to 0.41 worldwide. At the end of 4Q14, Bing detected 1.38 drive-by download URLs for every 1,000 URLs hosted in Belarus, compared to 0.45 worldwide.

Drive-by download pages per 1,000 URLs hosted in Belarus and worldwide

Metric	October 1, 2014	January 1, 2015
Drive-by download pages per 1,000 URLs, Belarus	0.54	1.38
<i>Drive-by download pages per 1,000 URLs worldwide</i>	<i>0.41</i>	<i>0.45</i>





# Belgium

The statistics presented here are generated by Microsoft security programs and services running on computers in Belgium in 4Q14 and previous quarters. This data is provided from administrators or users who choose to opt in to provide data to Microsoft, using IP address geolocation to determine country or region.

On computers running real-time security software, most attempts by malware to infect computers are blocked before they succeed. Therefore, for a comprehensive understanding of the malware landscape, it's important to consider infection attempts that are blocked as well as infections that are removed. For this reason, Microsoft uses two different metrics to measure malware prevalence:

- *Encounter rate* is simply the percentage of computers running Microsoft real-time security products that report a malware encounter, whether the infection attempt succeeds or not.
- *Computers cleaned per mille*, or *CCM*, is an infection rate metric that is defined as the number of computers cleaned for every 1,000 unique computers executing the Malicious Software Removal Tool (MSRT), a free tool distributed through Microsoft update services that removes more than 200 highly prevalent or serious threats from computers.

Infection rate statistics for Belgium

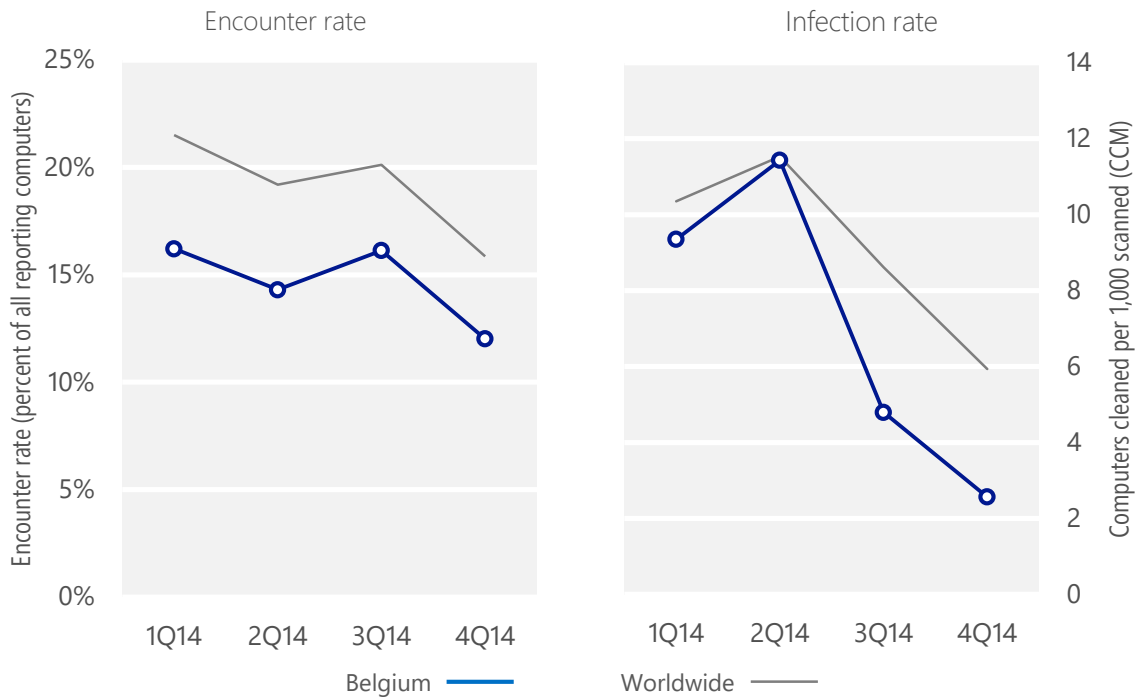
Metric	1Q14	2Q14	3Q14	4Q14
Encounter rate, Belgium	16.2%	14.3%	16.1%	12.0%
Worldwide encounter rate	21.5%	19.2%	20.1%	15.9%
CCM, Belgium	9.3	11.4	4.8	2.6
Worldwide CCM	10.3	11.5	8.6	5.9

Encounter and infection rates reported here do not include totals for the Brantall, Filcoute, and Rotbrow malware families. See pages 57–64 of [Microsoft Security Intelligence Report, Volume 17](#) for an explanation of this decision.

## Encounter and infection rate trends

In 4Q14, 12.0% percent of computers in Belgium encountered malware, compared to the 4Q14 worldwide encounter rate of 15.9 percent. In addition, the MSRT detected and removed malware from 2.6 of every 1,000 unique computers scanned in Belgium in 4Q14 (a CCM score of 2.6, compared to the 4Q14 worldwide CCM of 5.9). The following figure shows the encounter and infection rate trends for Belgium over the last four quarters, compared to the world as a whole.

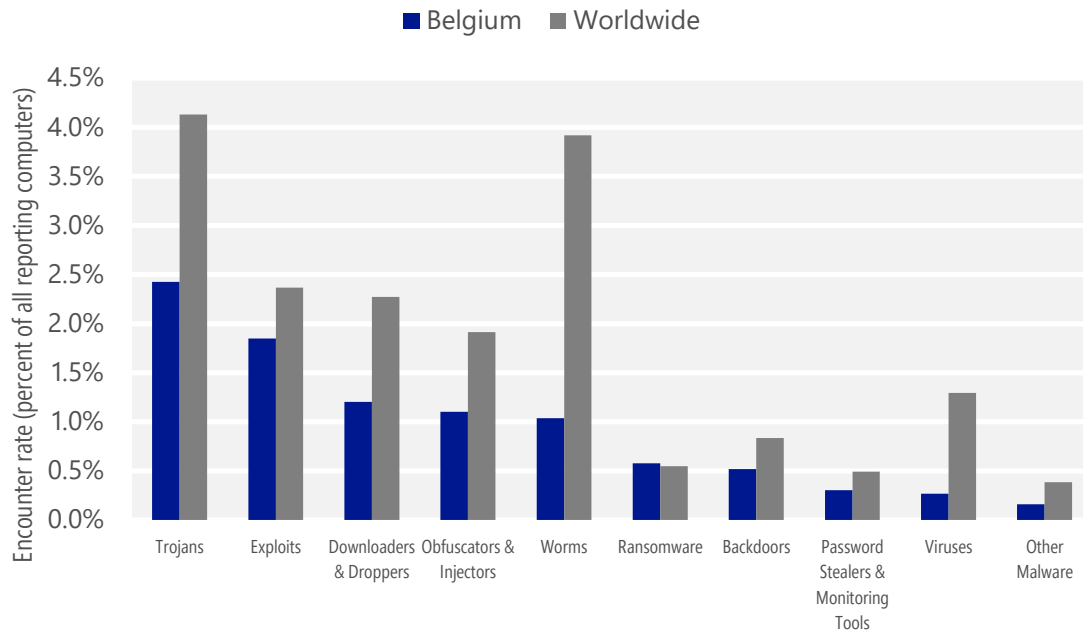
Malware encounter and infection rate trends in Belgium and worldwide



See the Worldwide Threat Assessment section of [Microsoft Security Intelligence Report, Volume 18](http://www.microsoft.com/sir) at [www.microsoft.com/sir](http://www.microsoft.com/sir) for more information about threats in Belgium and around the world, and for explanations of the methods and terms used here.

## Malware categories

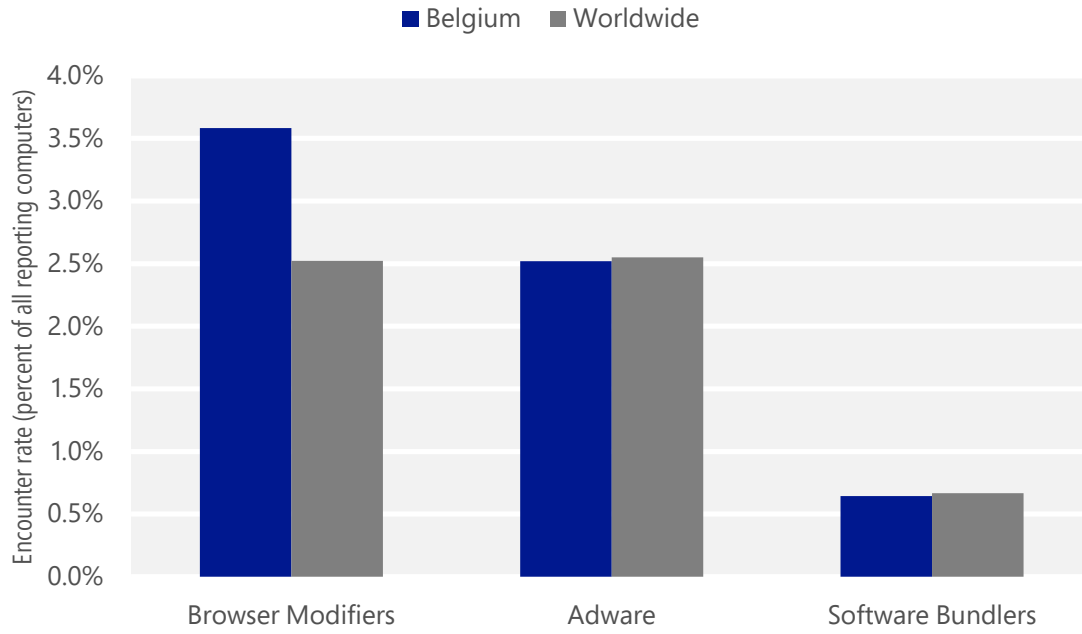
Malware encountered in Belgium in 4Q14, by category



- The most common malware category in Belgium in 4Q14 was Trojans. It was encountered by 2.4 percent of all computers there, down from 4.1 percent in 3Q14.
- The second most common malware category in Belgium in 4Q14 was Exploits. It was encountered by 1.8 percent of all computers there, down from 2.9 percent in 3Q14.
- The third most common malware category in Belgium in 4Q14 was Downloaders & Droppers, which was encountered by 1.2 percent of all computers there, down from 2.6 percent in 3Q14.

## Unwanted software categories

Unwanted software encountered in Belgium in 4Q14, by category



- The most common unwanted software category in Belgium in 4Q14 was Browser Modifiers. It was encountered by 3.6 percent of all computers there, down from 6.2 percent in 3Q14.
- The second most common unwanted software category in Belgium in 4Q14 was Adware. It was encountered by 2.5 percent of all computers there, down from 2.9 percent in 3Q14.
- The third most common unwanted software category in Belgium in 4Q14 was Software Bundlers, which was encountered by 0.6 percent of all computers there, up from 0.1 percent in 3Q14.

## Top malware families by encounter rate

The most common malware families encountered in Belgium in 4Q14

	Family	Most significant category	% of reporting computers
1	<a href="#">JS/Axpergle</a>	Exploits	1.0%
2	<a href="#">Win32/Obfuscator</a>	Obfuscators & Injectors	0.8%
3	<a href="#">ASX/Wimad</a>	Downloaders & Droppers	0.3%
4	<a href="#">JS/Krypterade</a>	Ransomware	0.3%
5	<a href="#">INF/Autorun</a>	Obfuscators & Injectors	0.3%
6	<a href="#">JS/Redirector</a>	Trojans	0.3%
7	<a href="#">VBS/Jenxcus</a>	Worms	0.3%
8	<a href="#">Win32/Wysotot</a>	Trojans	0.2%
9	<a href="#">JS/Faceliker</a>	Trojans	0.2%
10	<a href="#">Win32/Anogre</a>	Exploits	0.2%

- The most common malware family encountered in Belgium in 4Q14 was [JS/Axpergle](#), which was encountered by 1.0 percent of reporting computers there. [JS/Axpergle](#) is a detection for the Angler exploit kit, which exploits vulnerabilities in recent versions of Internet Explorer, Silverlight, Adobe Flash Player, and Java to install malware.
- The second most common malware family encountered in Belgium in 4Q14 was [Win32/Obfuscator](#), which was encountered by 0.8 percent of reporting computers there. [Win32/Obfuscator](#) is a generic detection for programs that have had their purpose disguised to hinder analysis or detection by antivirus scanners. Such programs commonly employ a combination of methods, including encryption, compression, anti-debugging and anti-emulation techniques.
- The third most common malware family encountered in Belgium in 4Q14 was [ASX/Wimad](#), which was encountered by 0.3 percent of reporting computers there. [ASX/Wimad](#) is a detection for malicious Windows Media files that can be used to encourage users to download and execute arbitrary files on an affected machine.
- The fourth most common malware family encountered in Belgium in 4Q14 was [JS/Krypterade](#), which was encountered by 0.3 percent of reporting computers there. [JS/Krypterade](#) is ransomware that fraudulently claims the computer has been used for unlawful activity, locks it, and demands that the user pay to unlock it.

## Top unwanted software families by encounter rate

The most common unwanted software families encountered in Belgium in 4Q14

	Family	Most significant category	% of reporting computers
1	<a href="#">Win32/Couponruc</a>	Browser Modifiers	2.8%
2	<a href="#">Win32/Costmin</a>	Adware	1.0%
3	<a href="#">Win32/Defaulttab</a>	Browser Modifiers	0.9%
4	<a href="#">Win32/BetterSurf</a>	Adware	0.5%
5	<a href="#">Win32/Gofileexpress</a>	Software Bundlers	0.4%

- The most common unwanted software family encountered in Belgium in 4Q14 was [Win32/Couponruc](#), which was encountered by 2.8 percent of reporting computers there. [Win32/Couponruc](#) is a browser modifier that changes browser settings and may also modify some computer and Internet settings.
- The second most common unwanted software family encountered in Belgium in 4Q14 was [Win32/Costmin](#), which was encountered by 1.0 percent of reporting computers there. [Win32/Costmin](#) is an adware family that installs itself as a browser extension for Internet Explorer, Mozilla Firefox, and Google Chrome, and displays advertisements as the user browses the Internet.
- The third most common unwanted software family encountered in Belgium in 4Q14 was [Win32/Defaulttab](#), which was encountered by 0.9 percent of reporting computers there. [Win32/Defaulttab](#) is a browser modifier that redirects web browser searches and prevents the user from changing browser settings.

## Top threat families by infection rate

The most common malware families by infection rate in Belgium in 4Q14

	Family	Most significant category	Infection rate (CCM)
1	<a href="#">VBS/Jenxcus</a>	Worms	0.4
2	<a href="#">Win32/Wysotot</a>	Trojans	0.3
3	<a href="#">Win32/Sefnit</a>	Trojans	0.3
4	<a href="#">Win32/Alureon</a>	Trojans	0.2
5	<a href="#">Win32/Brontok</a>	Worms	0.1
6	<a href="#">Win32/Sality</a>	Viruses	0.1
7	<a href="#">JS/Miuref</a>	Trojans	0.1
8	<a href="#">MSIL/Bladabindi</a>	Backdoors	0.1
9	<a href="#">Win32/Zbot</a>	Password Stealers & Monitoring Tools	0.1
10	<a href="#">JS/Kilim</a>	Trojans	0.1

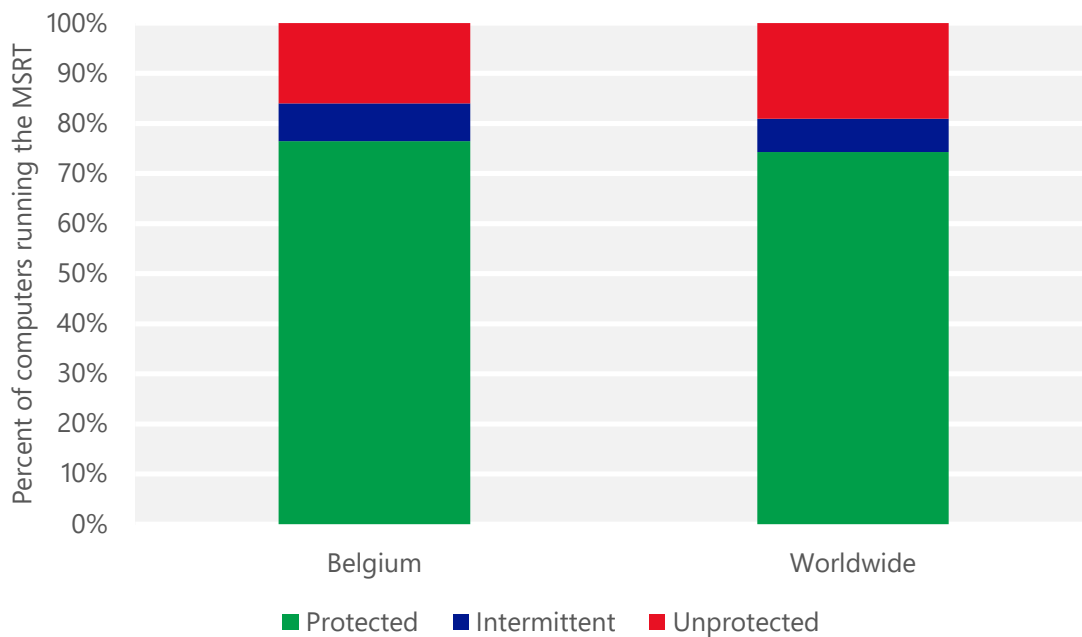
- The most common threat family infecting computers in Belgium in 4Q14 was [VBS/Jenxcus](#), which was detected and removed from 0.4 of every 1,000 unique computers scanned by the MSRT. [VBS/Jenxcus](#) is a worm that gives an attacker control of the computer. It is spread by infected removable drives, like USB flash drives. It can also be downloaded within a torrent file.
- The second most common threat family infecting computers in Belgium in 4Q14 was [Win32/Wysotot](#), which was detected and removed from 0.3 of every 1,000 unique computers scanned by the MSRT. [Win32/Wysotot](#) is a threat that can change the start page of the user's web browser, and may download and install other files to the computer. It is installed by software bundlers that advertise free software or games.
- The third most common threat family infecting computers in Belgium in 4Q14 was [Win32/Sefnit](#), which was detected and removed from 0.3 of every 1,000 unique computers scanned by the MSRT. [Win32/Sefnit](#) is a family of trojans that can allow backdoor access, download files, and use the computer and Internet connection for click fraud. Some variants can monitor web browsers and hijack search results.
- The fourth most common threat family infecting computers in Belgium in 4Q14 was [Win32/Alureon](#), which was detected and removed from 0.2 of every 1,000 unique computers scanned by the MSRT. [Win32/Alureon](#) is a data-stealing trojan that gathers confidential information such as user names, passwords, and credit card data from incoming and outgoing Internet traffic. It may also download malicious data and modify DNS settings.

## Security software use

Recent releases of the MSRT collect and report details about the state of real-time antimalware software on a computer, if the computer's administrator has chosen to opt in to provide data to Microsoft. This telemetry data makes it possible to analyze security software usage patterns around the world and correlate them with infection rates.

A typical computer runs the MSRT three times each quarter, once for each monthly version of the tool that Microsoft releases. In the figure below, "Protected" represents computers that had real-time security software active and up-to-date every time the MSRT ran during a quarter; "Intermittently protected" represents computers that had security software active during one or more MSRT executions, but not all of them; and "Unprotected" represents computers that did not have security software active during any MSRT executions that quarter.

Percent of computers in Belgium and worldwide protected by real-time security software in 4Q14





## Drive-by download sites

A *drive-by download* site is a website that hosts one or more exploits that target vulnerabilities in web browsers and browser add-ons. Users with vulnerable computers can be infected with malware simply by visiting such a website, even without attempting to download anything. Drive-by download pages are usually hosted on legitimate Web sites to which an attacker has posted exploit code. Attackers gain access to legitimate sites through intrusion or by posting malicious code to a poorly secured web form, like a comment field on a blog. Compromised sites can be hosted anywhere in the world and concern nearly any subject imaginable, making it difficult for even an experienced user to identify a compromised site from a list of search results.

Search engines such as Bing have taken a number of measures to help protect users from drive-by downloads. As Bing indexes the web, pages are assessed for malicious elements or malicious behavior. Clicking the link in the list of search results displays a prominent warning, saying that the page may contain malicious software.

At the end of 3Q14, Bing detected 0.06 drive-by download URLs for every 1,000 URLs hosted in Belgium, compared to 0.41 worldwide. At the end of 4Q14, Bing detected 0.13 drive-by download URLs for every 1,000 URLs hosted in Belgium, compared to 0.45 worldwide.

Drive-by download pages per 1,000 URLs hosted in Belgium and worldwide

Metric	October 1, 2014	January 1, 2015
Drive-by download pages per 1,000 URLs, Belgium	0.06	0.13
<i>Drive-by download pages per 1,000 URLs worldwide</i>	<i>0.41</i>	<i>0.45</i>



# Bolivia

The statistics presented here are generated by Microsoft security programs and services running on computers in Bolivia in 4Q14 and previous quarters. This data is provided from administrators or users who choose to opt in to provide data to Microsoft, using IP address geolocation to determine country or region.

On computers running real-time security software, most attempts by malware to infect computers are blocked before they succeed. Therefore, for a comprehensive understanding of the malware landscape, it's important to consider infection attempts that are blocked as well as infections that are removed. For this reason, Microsoft uses two different metrics to measure malware prevalence:

- *Encounter rate* is simply the percentage of computers running Microsoft real-time security products that report a malware encounter, whether the infection attempt succeeds or not.
- *Computers cleaned per mille*, or CCM, is an infection rate metric that is defined as the number of computers cleaned for every 1,000 unique computers executing the Malicious Software Removal Tool (MSRT), a free tool distributed through Microsoft update services that removes more than 200 highly prevalent or serious threats from computers.

Infection rate statistics for Bolivia

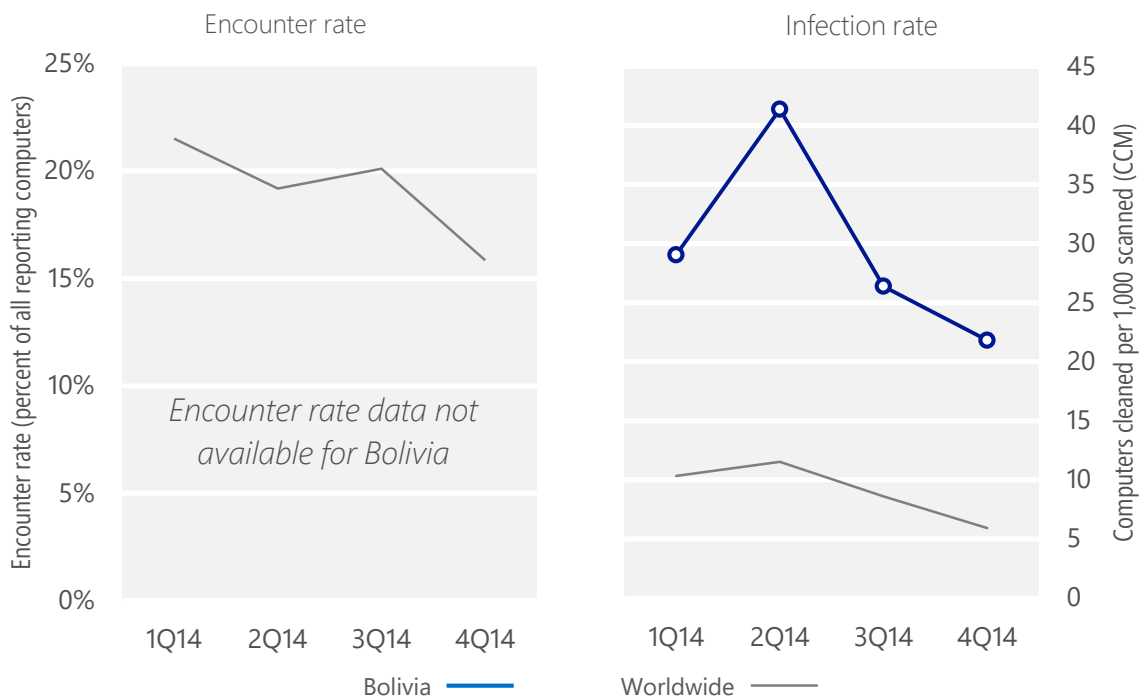
Metric	1Q14	2Q14	3Q14	4Q14
Encounter rate, Bolivia	N/A	N/A	N/A	N/A
Worldwide encounter rate	21.5%	19.2%	20.1%	15.9%
CCM, Bolivia	29.0	41.4	26.4	21.8
Worldwide CCM	10.3	11.5	8.6	5.9

Encounter and infection rates reported here do not include totals for the Brantall, Filcoute, and Rotbrow malware families. See pages 57–64 of [Microsoft Security Intelligence Report, Volume 17](#) for an explanation of this decision.

## Encounter and infection rate trends

In 4Q14, the MSRT detected and removed malware from 21.8 of every 1,000 unique computers scanned in Bolivia in 4Q14 (a CCM score of 21.8, compared to the 4Q14 worldwide CCM of 5.9). The following figure shows the encounter and infection rate trends for Bolivia over the last four quarters, compared to the world as a whole.

Malware encounter and infection rate trends in Bolivia and worldwide



See the Worldwide Threat Assessment section of [Microsoft Security Intelligence Report, Volume 18](#) at [www.microsoft.com/sir](http://www.microsoft.com/sir) for more information about threats in Bolivia and around the world, and for explanations of the methods and terms used here.

## Top threat families by infection rate

The most common malware families by infection rate in Bolivia in 4Q14

	Family	Most significant category	Infection rate (CCM)
1	<a href="#">VBS/Jenxcus</a>	Worms	9.6
2	<a href="#">Win32/Gamarue</a>	Worms	7.6
3	<a href="#">Win32/Sality</a>	Viruses	2.0
4	<a href="#">Win32/Ramnit</a>	Trojans	0.7
5	<a href="#">Win32/Vobfus</a>	Worms	0.6
6	<a href="#">Win32/Dorkbot</a>	Worms	0.4
7	<a href="#">MSIL/Spacekito</a>	Trojans	0.3
8	<a href="#">Win32/Conficker</a>	Worms	0.3
9	<a href="#">Win32/Wysotot</a>	Trojans	0.2
10	<a href="#">Win32/Sefnit</a>	Trojans	0.2

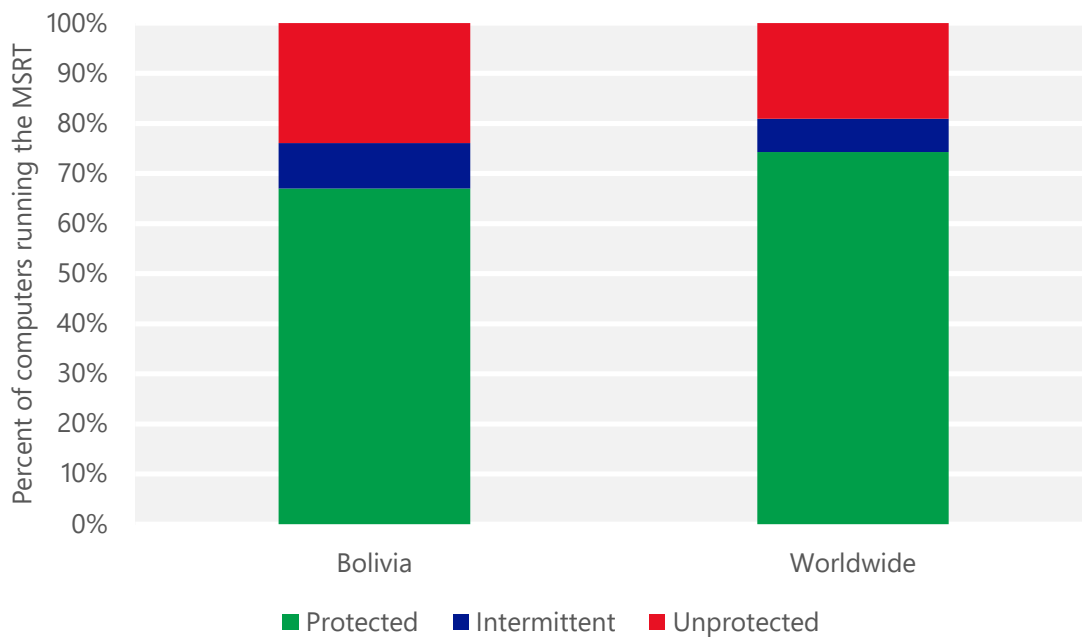
- The most common threat family infecting computers in Bolivia in 4Q14 was [VBS/Jenxcus](#), which was detected and removed from 9.6 of every 1,000 unique computers scanned by the MSRT. [VBS/Jenxcus](#) is a worm that gives an attacker control of the computer. It is spread by infected removable drives, like USB flash drives. It can also be downloaded within a torrent file.
- The second most common threat family infecting computers in Bolivia in 4Q14 was [Win32/Gamarue](#), which was detected and removed from 7.6 of every 1,000 unique computers scanned by the MSRT. [Win32/Gamarue](#) is a worm that is commonly distributed via exploit kits and social engineering. Variants have been observed stealing information from the local computer and communicating with command-and-control (C&C) servers managed by attackers.
- The third most common threat family infecting computers in Bolivia in 4Q14 was [Win32/Sality](#), which was detected and removed from 2.0 of every 1,000 unique computers scanned by the MSRT. [Win32/Sality](#) is a family of polymorphic file infectors that target executable files with the extensions .scr or .exe. They may execute a damaging payload that deletes files with certain extensions and terminates security-related processes and services.
- The fourth most common threat family infecting computers in Bolivia in 4Q14 was [Win32/Ramnit](#), which was detected and removed from 0.7 of every 1,000 unique computers scanned by the MSRT. [Win32/Ramnit](#) is a family of multi-component malware that infects executable files, Microsoft Office files, and HTML files. Win32/Ramnit spreads to removable drives and steals sensitive information such as saved FTP credentials and browser cookies. It may also open a backdoor to await instructions from a remote attacker.

## Security software use

Recent releases of the MSRT collect and report details about the state of real-time antimalware software on a computer, if the computer's administrator has chosen to opt in to provide data to Microsoft. This telemetry data makes it possible to analyze security software usage patterns around the world and correlate them with infection rates.

A typical computer runs the MSRT three times each quarter, once for each monthly version of the tool that Microsoft releases. In the figure below, "Protected" represents computers that had real-time security software active and up-to-date every time the MSRT ran during a quarter; "Intermittently protected" represents computers that had security software active during one or more MSRT executions, but not all of them; and "Unprotected" represents computers that did not have security software active during any MSRT executions that quarter.

Percent of computers in Bolivia and worldwide protected by real-time security software in 4Q14



## Drive-by download sites

A *drive-by download* site is a website that hosts one or more exploits that target vulnerabilities in web browsers and browser add-ons. Users with vulnerable computers can be infected with malware simply by visiting such a website, even without attempting to download anything. Drive-by download pages are usually hosted on legitimate Web sites to which an attacker has posted exploit code. Attackers gain access to legitimate sites through intrusion or by posting malicious code to a poorly secured web form, like a comment field on a blog. Compromised sites can be hosted anywhere in the world and concern nearly any subject imaginable, making it difficult for even an experienced user to identify a compromised site from a list of search results.

Search engines such as Bing have taken a number of measures to help protect users from drive-by downloads. As Bing indexes the web, pages are assessed for malicious elements or malicious behavior. Clicking the link in the list of search results displays a prominent warning, saying that the page may contain malicious software.

At the end of 3Q14, Bing detected 0.00 drive-by download URLs for every 1,000 URLs hosted in Bolivia, compared to 0.41 worldwide. At the end of 4Q14, Bing detected 0.57 drive-by download URLs for every 1,000 URLs hosted in Bolivia, compared to 0.45 worldwide.

Drive-by download pages per 1,000 URLs hosted in Bolivia and worldwide

Metric	October 1, 2014	January 1, 2015
Drive-by download pages per 1,000 URLs, Bolivia	0.00	0.57
<i>Drive-by download pages per 1,000 URLs worldwide</i>	<i>0.41</i>	<i>0.45</i>





# Brazil

The statistics presented here are generated by Microsoft security programs and services running on computers in Brazil in 4Q14 and previous quarters. This data is provided from administrators or users who choose to opt in to provide data to Microsoft, using IP address geolocation to determine country or region.

On computers running real-time security software, most attempts by malware to infect computers are blocked before they succeed. Therefore, for a comprehensive understanding of the malware landscape, it's important to consider infection attempts that are blocked as well as infections that are removed. For this reason, Microsoft uses two different metrics to measure malware prevalence:

- *Encounter rate* is simply the percentage of computers running Microsoft real-time security products that report a malware encounter, whether the infection attempt succeeds or not.
- *Computers cleaned per mille*, or *CCM*, is an infection rate metric that is defined as the number of computers cleaned for every 1,000 unique computers executing the Malicious Software Removal Tool (MSRT), a free tool distributed through Microsoft update services that removes more than 200 highly prevalent or serious threats from computers.

Infection rate statistics for Brazil

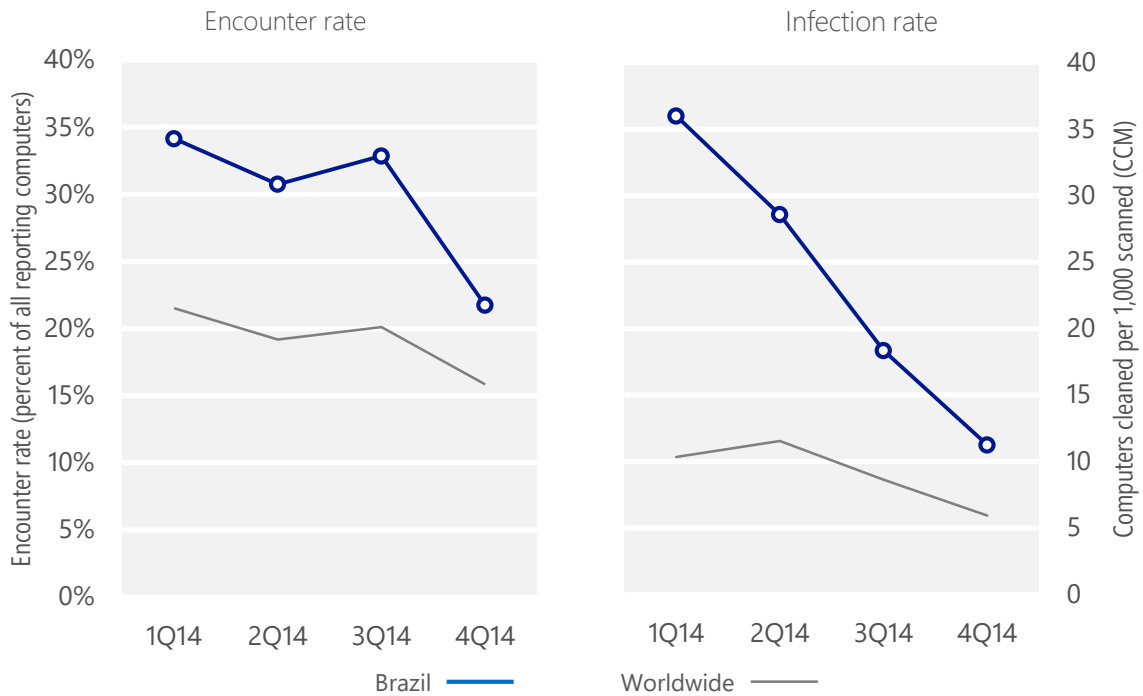
Metric	1Q14	2Q14	3Q14	4Q14
Encounter rate, Brazil	34.1%	30.8%	32.9%	21.7%
Worldwide encounter rate	21.5%	19.2%	20.1%	15.9%
CCM, Brazil	36.0	28.6	18.4	11.2
Worldwide CCM	10.3	11.5	8.6	5.9

Encounter and infection rates reported here do not include totals for the Brantall, Filcoute, and Rotbrow malware families. See pages 57–64 of [Microsoft Security Intelligence Report, Volume 17](#) for an explanation of this decision.

## Encounter and infection rate trends

In 4Q14, 21.7% percent of computers in Brazil encountered malware, compared to the 4Q14 worldwide encounter rate of 15.9 percent. In addition, the MSRT detected and removed malware from 11.2 of every 1,000 unique computers scanned in Brazil in 4Q14 (a CCM score of 11.2, compared to the 4Q14 worldwide CCM of 5.9). The following figure shows the encounter and infection rate trends for Brazil over the last four quarters, compared to the world as a whole.

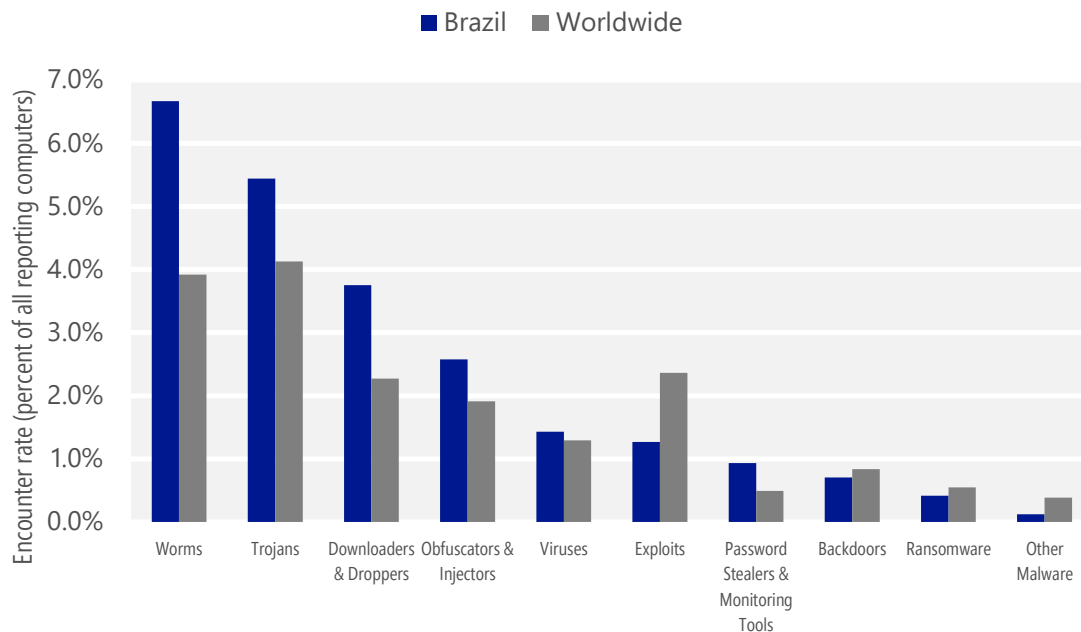
Malware encounter and infection rate trends in Brazil and worldwide



See the Worldwide Threat Assessment section of [Microsoft Security Intelligence Report, Volume 18](http://www.microsoft.com/sir) at [www.microsoft.com/sir](http://www.microsoft.com/sir) for more information about threats in Brazil and around the world, and for explanations of the methods and terms used here.

## Malware categories

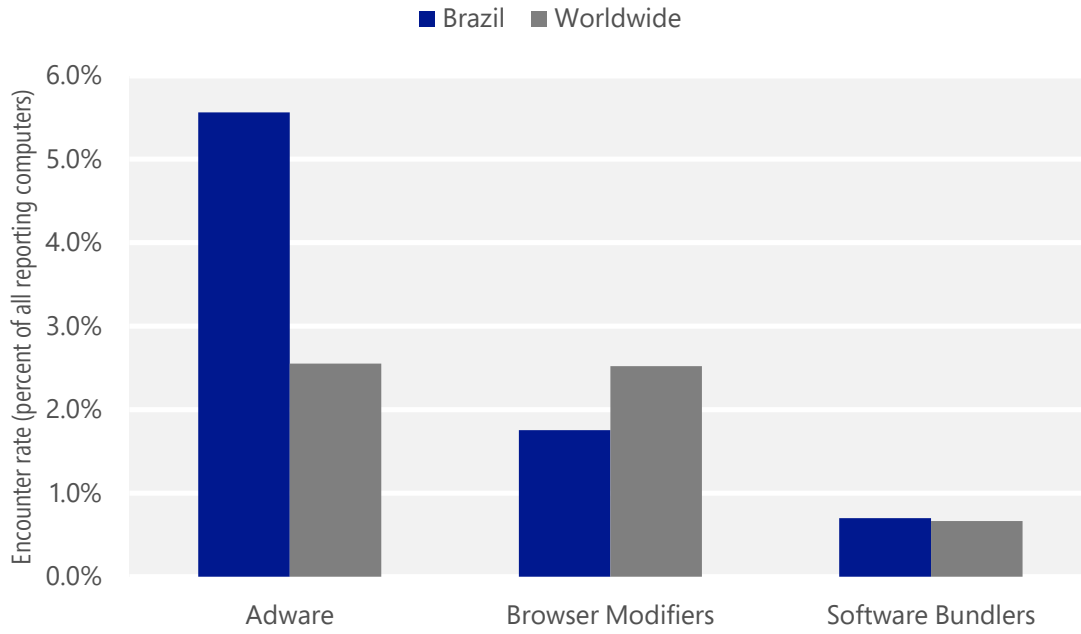
Malware encountered in Brazil in 4Q14, by category



- The most common malware category in Brazil in 4Q14 was Worms. It was encountered by 6.7 percent of all computers there, down from 9.9 percent in 3Q14.
- The second most common malware category in Brazil in 4Q14 was Trojans. It was encountered by 5.4 percent of all computers there, down from 9.6 percent in 3Q14.
- The third most common malware category in Brazil in 4Q14 was Downloaders & Droppers, which was encountered by 3.8 percent of all computers there, down from 9.0 percent in 3Q14.

## Unwanted software categories

Unwanted software encountered in Brazil in 4Q14, by category



- The most common unwanted software category in Brazil in 4Q14 was Adware. It was encountered by 5.6 percent of all computers there, down from 9.3 percent in 3Q14.
- The second most common unwanted software category in Brazil in 4Q14 was Browser Modifiers. It was encountered by 1.8 percent of all computers there, down from 6.2 percent in 3Q14.
- The third most common unwanted software category in Brazil in 4Q14 was Software Bundlers, which was encountered by 0.7 percent of all computers there, up from 0.2 percent in 3Q14.

## Top malware families by encounter rate

The most common malware families encountered in Brazil in 4Q14

	Family	Most significant category	% of reporting computers
1	<a href="#">VBS/Jenxcus</a>	Worms	3.4%
2	<a href="#">JS/Proslkefan</a>	Worms	1.4%
3	<a href="#">Win32/Banload</a>	Downloaders & Droppers	1.3%
4	<a href="#">INF/Autorun</a>	Obfuscators & Injectors	1.1%
5	<a href="#">Win32/Obfuscator</a>	Obfuscators & Injectors	1.0%
6	<a href="#">Win32/Tugspay</a>	Downloaders & Droppers	0.9%
7	<a href="#">Win32/Dynamer</a>	Trojans	0.8%
8	<a href="#">Win32/Conficker</a>	Worms	0.7%
9	<a href="#">Win32/Wysotot</a>	Trojans	0.6%
10	<a href="#">Win32/Mujormel</a>	Password Stealers & Monitoring Tools	0.6%

- The most common malware family encountered in Brazil in 4Q14 was [VBS/Jenxcus](#), which was encountered by 3.4 percent of reporting computers there. [VBS/Jenxcus](#) is a worm that gives an attacker control of the computer. It is spread by infected removable drives, like USB flash drives. It can also be downloaded within a torrent file.
- The second most common malware family encountered in Brazil in 4Q14 was [JS/Proslkefan](#), which was encountered by 1.4 percent of reporting computers there. [JS/Proslkefan](#) is a worm that spreads through removable drives, network shares, and P2P programs. It can lower the computer's security settings and disable antivirus products.
- The third most common malware family encountered in Brazil in 4Q14 was [Win32/Banload](#), which was encountered by 1.3 percent of reporting computers there. [Win32/Banload](#) is a family of trojans that download other malware. Banload usually downloads Win32/Banker, which steals banking credentials and other sensitive data and sends it back to a remote attacker.
- The fourth most common malware family encountered in Brazil in 4Q14 was [INF/Autorun](#), which was encountered by 1.1 percent of reporting computers there. [INF/Autorun](#) is a family of worms that spreads by copying itself to the mapped drives of an infected computer. The mapped drives may include network or removable drives.

## Top unwanted software families by encounter rate

The most common unwanted software families encountered in Brazil in 4Q14

	Family	Most significant category	% of reporting computers
1	<a href="#">Win32/Pennybee</a>	Adware	3.1%
2	<a href="#">Win32/Couponruc</a>	Browser Modifiers	1.6%
3	<a href="#">Win32/Costmin</a>	Adware	0.9%
4	<a href="#">Win32/Adpeak</a>	Adware	0.4%
5	<a href="#">Win32/Softpulse</a>	Software Bundlers	0.3%

- The most common unwanted software family encountered in Brazil in 4Q14 was [Win32/Pennybee](#), which was encountered by 3.1 percent of reporting computers there. [Win32/Pennybee](#) is adware that shows ads as the user browses the web. It can be installed from the program's website or bundled with some third-party software installation programs.
- The second most common unwanted software family encountered in Brazil in 4Q14 was [Win32/Couponruc](#), which was encountered by 1.6 percent of reporting computers there. [Win32/Couponruc](#) is a browser modifier that changes browser settings and may also modify some computer and Internet settings.
- The third most common unwanted software family encountered in Brazil in 4Q14 was [Win32/Costmin](#), which was encountered by 0.9 percent of reporting computers there. [Win32/Costmin](#) is an adware family that installs itself as a browser extension for Internet Explorer, Mozilla Firefox, and Google Chrome, and displays advertisements as the user browses the Internet.

## Top threat families by infection rate

The most common malware families by infection rate in Brazil in 4Q14

	Family	Most significant category	Infection rate (CCM)
1	<a href="#">VBS/Jenxcus</a>	Worms	4.7
2	<a href="#">Win32/Wysotot</a>	Trojans	1.5
3	<a href="#">Win32/Sality</a>	Viruses	1.1
4	<a href="#">Win32/Banload</a>	Downloaders & Droppers	0.6
5	<a href="#">Win32/Ramnit</a>	Trojans	0.5
6	<a href="#">Win32/Brontok</a>	Worms	0.4
7	<a href="#">Win32/Sefnit</a>	Trojans	0.4
8	<a href="#">Win32/Bancos</a>	Trojans	0.3
9	<a href="#">MSIL/Bladabindi</a>	Backdoors	0.3
10	<a href="#">Win32/Banker</a>	Trojans	0.3

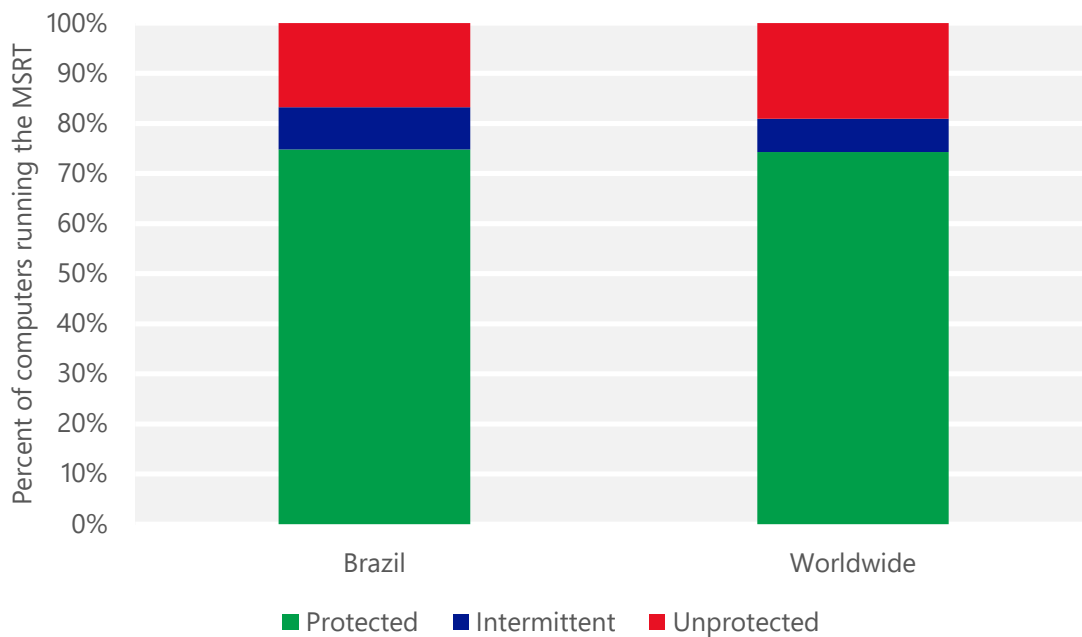
- The most common threat family infecting computers in Brazil in 4Q14 was [VBS/Jenxcus](#), which was detected and removed from 4.7 of every 1,000 unique computers scanned by the MSRT. [VBS/Jenxcus](#) is a worm that gives an attacker control of the computer. It is spread by infected removable drives, like USB flash drives. It can also be downloaded within a torrent file.
- The second most common threat family infecting computers in Brazil in 4Q14 was [Win32/Wysotot](#), which was detected and removed from 1.5 of every 1,000 unique computers scanned by the MSRT. [Win32/Wysotot](#) is a threat that can change the start page of the user's web browser, and may download and install other files to the computer. It is installed by software bundlers that advertise free software or games.
- The third most common threat family infecting computers in Brazil in 4Q14 was [Win32/Sality](#), which was detected and removed from 1.1 of every 1,000 unique computers scanned by the MSRT. [Win32/Sality](#) is a family of polymorphic file infectors that target executable files with the extensions .scr or .exe. They may execute a damaging payload that deletes files with certain extensions and terminates security-related processes and services.
- The fourth most common threat family infecting computers in Brazil in 4Q14 was [Win32/Banload](#), which was detected and removed from 0.6 of every 1,000 unique computers scanned by the MSRT. [Win32/Banload](#) is a family of trojans that download other malware. Banload usually downloads Win32/Banker, which steals banking credentials and other sensitive data and sends it back to a remote attacker.

## Security software use

Recent releases of the MSRT collect and report details about the state of real-time antimalware software on a computer, if the computer's administrator has chosen to opt in to provide data to Microsoft. This telemetry data makes it possible to analyze security software usage patterns around the world and correlate them with infection rates.

A typical computer runs the MSRT three times each quarter, once for each monthly version of the tool that Microsoft releases. In the figure below, "Protected" represents computers that had real-time security software active and up-to-date every time the MSRT ran during a quarter; "Intermittently protected" represents computers that had security software active during one or more MSRT executions, but not all of them; and "Unprotected" represents computers that did not have security software active during any MSRT executions that quarter.

Percent of computers in Brazil and worldwide protected by real-time security software in 4Q14





**Drive-by download sites**

A *drive-by download* site is a website that hosts one or more exploits that target vulnerabilities in web browsers and browser add-ons. Users with vulnerable computers can be infected with malware simply by visiting such a website, even without attempting to download anything. Drive-by download pages are usually hosted on legitimate Web sites to which an attacker has posted exploit code. Attackers gain access to legitimate sites through intrusion or by posting malicious code to a poorly secured web form, like a comment field on a blog. Compromised sites can be hosted anywhere in the world and concern nearly any subject imaginable, making it difficult for even an experienced user to identify a compromised site from a list of search results.

Search engines such as Bing have taken a number of measures to help protect users from drive-by downloads. As Bing indexes the web, pages are assessed for malicious elements or malicious behavior. Clicking the link in the list of search results displays a prominent warning, saying that the page may contain malicious software.

At the end of 3Q14, Bing detected 0.32 drive-by download URLs for every 1,000 URLs hosted in Brazil, compared to 0.41 worldwide. At the end of 4Q14, Bing detected 0.27 drive-by download URLs for every 1,000 URLs hosted in Brazil, compared to 0.45 worldwide.

Drive-by download pages per 1,000 URLs hosted in Brazil and worldwide

Metric	October 1, 2014	January 1, 2015
Drive-by download pages per 1,000 URLs, Brazil	0.32	0.27
<i>Drive-by download pages per 1,000 URLs worldwide</i>	<i>0.41</i>	<i>0.45</i>



# Bulgaria

The statistics presented here are generated by Microsoft security programs and services running on computers in Bulgaria in 4Q14 and previous quarters. This data is provided from administrators or users who choose to opt in to provide data to Microsoft, using IP address geolocation to determine country or region.

On computers running real-time security software, most attempts by malware to infect computers are blocked before they succeed. Therefore, for a comprehensive understanding of the malware landscape, it's important to consider infection attempts that are blocked as well as infections that are removed. For this reason, Microsoft uses two different metrics to measure malware prevalence:

- *Encounter rate* is simply the percentage of computers running Microsoft real-time security products that report a malware encounter, whether the infection attempt succeeds or not.
- *Computers cleaned per mille*, or *CCM*, is an infection rate metric that is defined as the number of computers cleaned for every 1,000 unique computers executing the Malicious Software Removal Tool (MSRT), a free tool distributed through Microsoft update services that removes more than 200 highly prevalent or serious threats from computers.

Infection rate statistics for Bulgaria

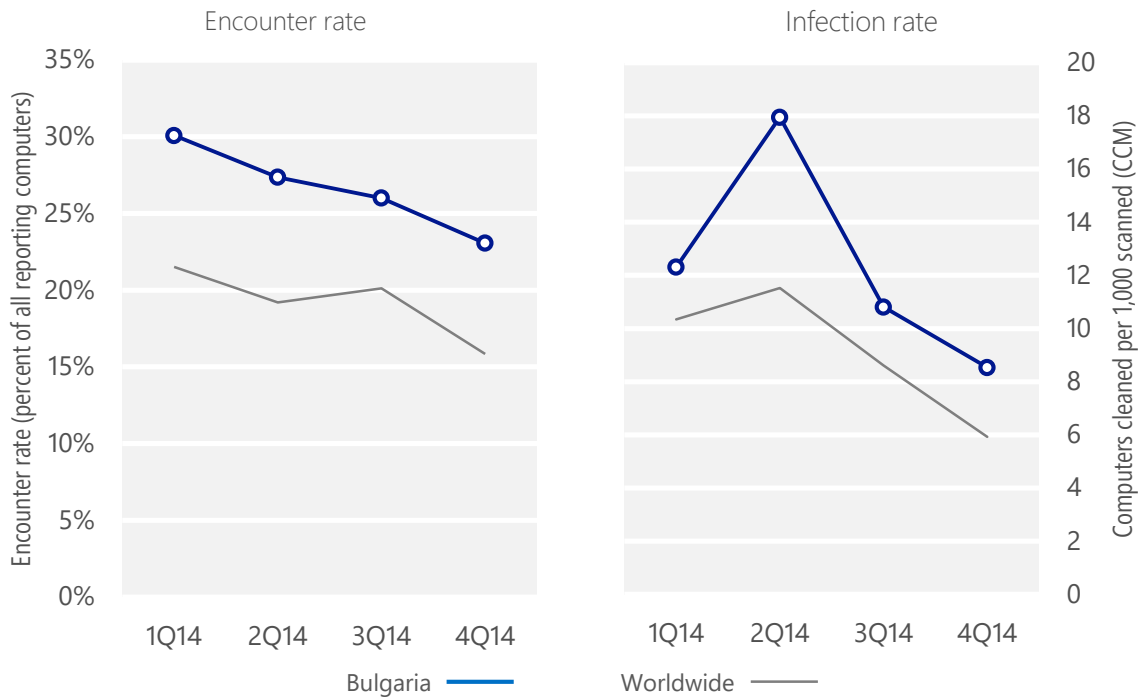
Metric	1Q14	2Q14	3Q14	4Q14
Encounter rate, Bulgaria	30.1%	27.4%	26.0%	23.1%
Worldwide encounter rate	21.5%	19.2%	20.1%	15.9%
CCM, Bulgaria	12.3	18.0	10.8	8.5
Worldwide CCM	10.3	11.5	8.6	5.9

Encounter and infection rates reported here do not include totals for the Brantall, Filcoute, and Rotbrow malware families. See pages 57–64 of [Microsoft Security Intelligence Report, Volume 17](#) for an explanation of this decision.

## Encounter and infection rate trends

In 4Q14, 23.1% percent of computers in Bulgaria encountered malware, compared to the 4Q14 worldwide encounter rate of 15.9 percent. In addition, the MSRT detected and removed malware from 8.5 of every 1,000 unique computers scanned in Bulgaria in 4Q14 (a CCM score of 8.5, compared to the 4Q14 worldwide CCM of 5.9). The following figure shows the encounter and infection rate trends for Bulgaria over the last four quarters, compared to the world as a whole.

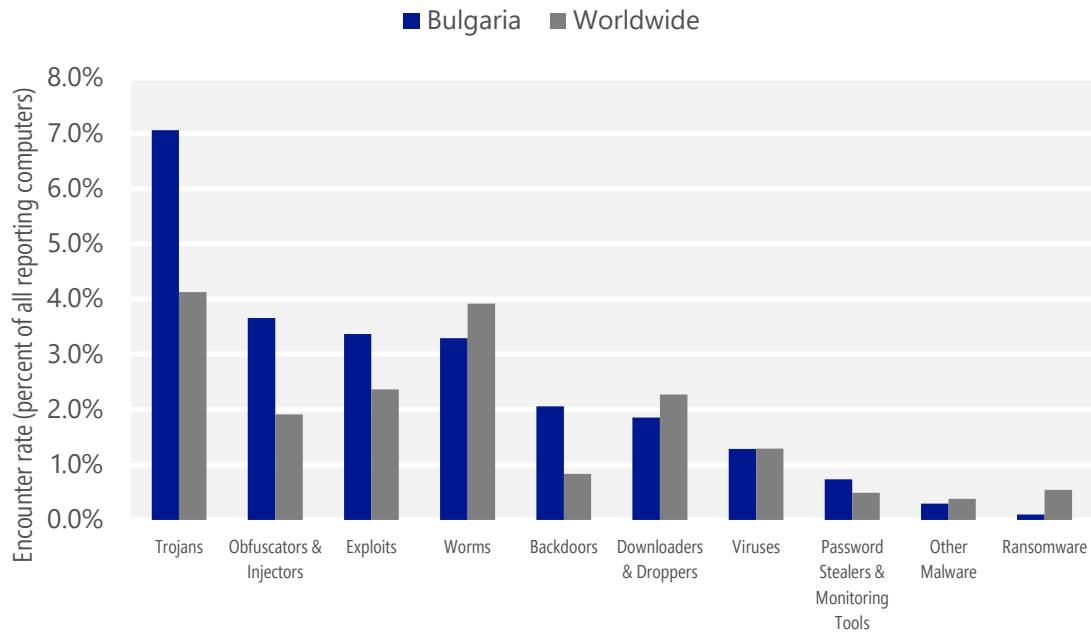
Malware encounter and infection rate trends in Bulgaria and worldwide



See the Worldwide Threat Assessment section of [Microsoft Security Intelligence Report, Volume 18](http://www.microsoft.com/sir) at [www.microsoft.com/sir](http://www.microsoft.com/sir) for more information about threats in Bulgaria and around the world, and for explanations of the methods and terms used here.

## Malware categories

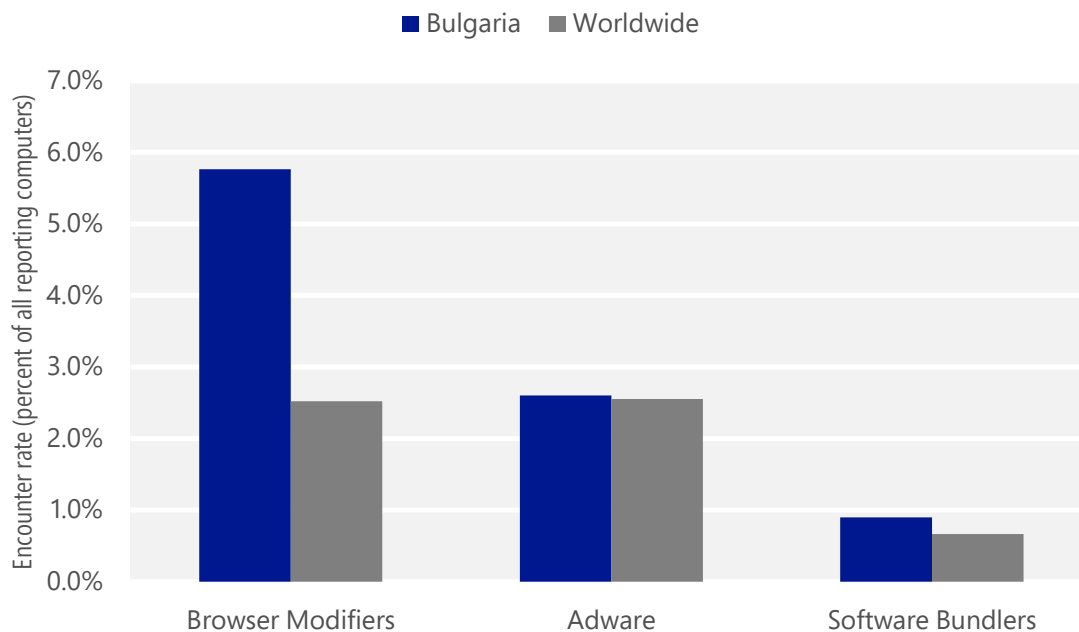
Malware encountered in Bulgaria in 4Q14, by category



- The most common malware category in Bulgaria in 4Q14 was Trojans. It was encountered by 7.1 percent of all computers there, down from 9.7 percent in 3Q14.
- The second most common malware category in Bulgaria in 4Q14 was Obfuscators & Injectors. It was encountered by 3.7 percent of all computers there, down from 5.7 percent in 3Q14.
- The third most common malware category in Bulgaria in 4Q14 was Exploits, which was encountered by 3.4 percent of all computers there, down from 4.0 percent in 3Q14.

## Unwanted software categories

Unwanted software encountered in Bulgaria in 4Q14, by category



- The most common unwanted software category in Bulgaria in 4Q14 was Browser Modifiers. It was encountered by 5.8 percent of all computers there, down from 6.0 percent in 3Q14.
- The second most common unwanted software category in Bulgaria in 4Q14 was Adware. It was encountered by 2.6 percent of all computers there, up from 0.5 percent in 3Q14.
- The third most common unwanted software category in Bulgaria in 4Q14 was Software Bundlers, which was encountered by 0.9 percent of all computers there, up from 0.1 percent in 3Q14.

## Top malware families by encounter rate

The most common malware families encountered in Bulgaria in 4Q14

	Family	Most significant category	% of reporting computers
1	<a href="#">Win32/Obfuscator</a>	Obfuscators & Injectors	2.1%
2	<a href="#">JS/Axpergle</a>	Exploits	1.8%
3	<a href="#">INF/Autorun</a>	Obfuscators & Injectors	1.3%
4	<a href="#">Win32/Anogre</a>	Exploits	1.2%
5	<a href="#">Win32/Conficker</a>	Worms	0.9%
6	<a href="#">Win32/Fynloski</a>	Backdoors	0.8%
7	<a href="#">Win32/Tarcloin</a>	Trojans	0.7%
8	<a href="#">Win32/Sality</a>	Viruses	0.7%
9	<a href="#">Win32/Killav</a>	Trojans	0.6%
10	<a href="#">Win32/Gamarue</a>	Worms	0.6%

- The most common malware family encountered in Bulgaria in 4Q14 was [Win32/Obfuscator](#), which was encountered by 2.1 percent of reporting computers there. [Win32/Obfuscator](#) is a generic detection for programs that have had their purpose disguised to hinder analysis or detection by antivirus scanners. Such programs commonly employ a combination of methods, including encryption, compression, anti-debugging and anti-emulation techniques.
- The second most common malware family encountered in Bulgaria in 4Q14 was [JS/Axpergle](#), which was encountered by 1.8 percent of reporting computers there. [JS/Axpergle](#) is a detection for the Angler exploit kit, which exploits vulnerabilities in recent versions of Internet Explorer, Silverlight, Adobe Flash Player, and Java to install malware.
- The third most common malware family encountered in Bulgaria in 4Q14 was [INF/Autorun](#), which was encountered by 1.3 percent of reporting computers there. [INF/Autorun](#) is a family of worms that spreads by copying itself to the mapped drives of an infected computer. The mapped drives may include network or removable drives.
- The fourth most common malware family encountered in Bulgaria in 4Q14 was [Win32/Anogre](#), which was encountered by 1.2 percent of reporting computers there. [Win32/Anogre](#) is a threat that exploits a vulnerability addressed by Microsoft Security Bulletin MS11-087. This vulnerability can allow a hacker to install programs, view, change, or delete data or create new accounts with full administrative privileges.

## Top unwanted software families by encounter rate

The most common unwanted software families encountered in Bulgaria in 4Q14

	Family	Most significant category	% of reporting computers
1	<a href="#">Win32/Couponruc</a>	Browser Modifiers	4.0%
2	<a href="#">Win32/Defaulttab</a>	Browser Modifiers	2.0%
3	<a href="#">Win32/Costmin</a>	Adware	1.3%
4	<a href="#">Win32/BetterSurf</a>	Adware	1.1%
5	<a href="#">Win32/Gofilexpress</a>	Software Bundlers	0.7%

- The most common unwanted software family encountered in Bulgaria in 4Q14 was [Win32/Couponruc](#), which was encountered by 4.0 percent of reporting computers there. [Win32/Couponruc](#) is a browser modifier that changes browser settings and may also modify some computer and Internet settings.
- The second most common unwanted software family encountered in Bulgaria in 4Q14 was [Win32/Defaulttab](#), which was encountered by 2.0 percent of reporting computers there. [Win32/Defaulttab](#) is a browser modifier that redirects web browser searches and prevents the user from changing browser settings.
- The third most common unwanted software family encountered in Bulgaria in 4Q14 was [Win32/Costmin](#), which was encountered by 1.3 percent of reporting computers there. [Win32/Costmin](#) is an adware family that installs itself as a browser extension for Internet Explorer, Mozilla Firefox, and Google Chrome, and displays advertisements as the user browses the Internet.



## Top threat families by infection rate

The most common malware families by infection rate in Bulgaria in 4Q14

	Family	Most significant category	Infection rate (CCM)
1	<a href="#">Win32/Sality</a>	Viruses	2.3
2	<a href="#">Win32/Brontok</a>	Worms	0.6
3	<a href="#">JS/Kilim</a>	Trojans	0.5
4	<a href="#">MSIL/Bladabindi</a>	Backdoors	0.5
5	<a href="#">VBS/Jenxcus</a>	Worms	0.5
6	<a href="#">Win32/Pramro</a>	Trojans	0.4
7	<a href="#">Win32/Helompy</a>	Worms	0.4
8	<a href="#">Win32/Gamarue</a>	Worms	0.4
9	<a href="#">Win32/Carberp</a>	Trojans	0.4
10	<a href="#">Win32/Sefnit</a>	Trojans	0.3

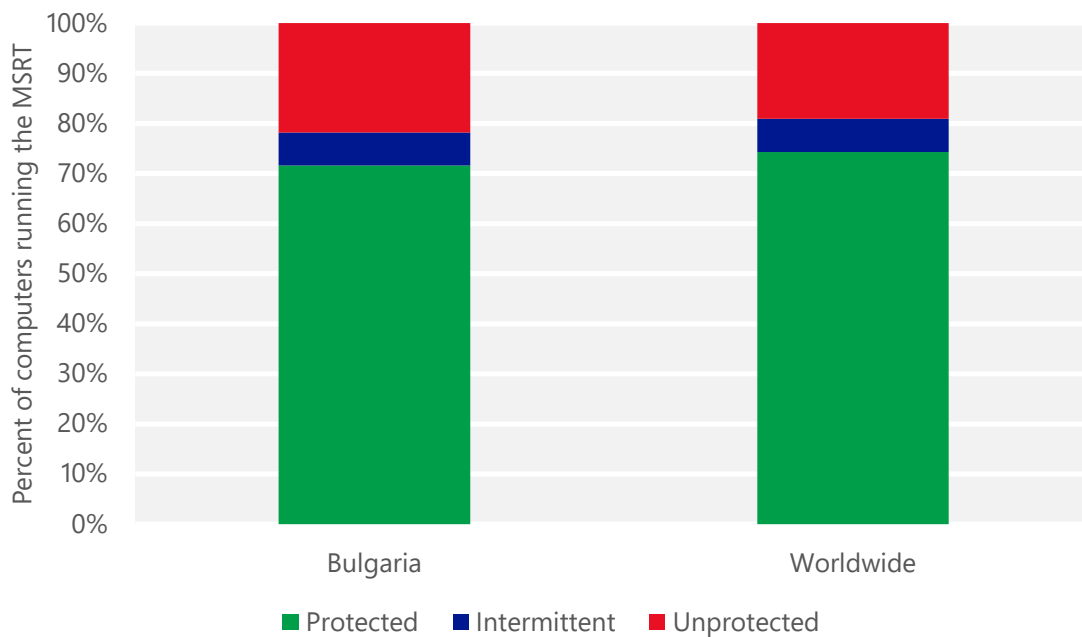
- The most common threat family infecting computers in Bulgaria in 4Q14 was [Win32/Sality](#), which was detected and removed from 2.3 of every 1,000 unique computers scanned by the MSRT. [Win32/Sality](#) is a family of polymorphic file infectors that target executable files with the extensions .scr or .exe. They may execute a damaging payload that deletes files with certain extensions and terminates security-related processes and services.
- The second most common threat family infecting computers in Bulgaria in 4Q14 was [Win32/Brontok](#), which was detected and removed from 0.6 of every 1,000 unique computers scanned by the MSRT. [Win32/Brontok](#) is a mass-mailing email worm that spreads by sending copies of itself as email attachments to addresses gathered from files on the infected computer, and by copying itself to removable volumes. Brontok can disable security software, and may conduct DoS attacks against certain websites.
- The third most common threat family infecting computers in Bulgaria in 4Q14 was [JS/Kilim](#), which was detected and removed from 0.5 of every 1,000 unique computers scanned by the MSRT. [JS/Kilim](#) is a trojan that hijacks the user's Facebook, Twitter, or YouTube account to promote pages. It may post hyperlinks or like pages on Facebook, post comments on YouTube videos, or follow profiles and send direct messages on Twitter without permission.
- The fourth most common threat family infecting computers in Bulgaria in 4Q14 was [MSIL/Bladabindi](#), which was detected and removed from 0.5 of every 1,000 unique computers scanned by the MSRT. [MSIL/Bladabindi](#) is a family of backdoors created by a malicious hacker tool called NJ Rat. The can steal sensitive information, download other malware, and allow backdoor access to an infected computer.

## Security software use

Recent releases of the MSRT collect and report details about the state of real-time antimalware software on a computer, if the computer's administrator has chosen to opt in to provide data to Microsoft. This telemetry data makes it possible to analyze security software usage patterns around the world and correlate them with infection rates.

A typical computer runs the MSRT three times each quarter, once for each monthly version of the tool that Microsoft releases. In the figure below, "Protected" represents computers that had real-time security software active and up-to-date every time the MSRT ran during a quarter; "Intermittently protected" represents computers that had security software active during one or more MSRT executions, but not all of them; and "Unprotected" represents computers that did not have security software active during any MSRT executions that quarter.

Percent of computers in Bulgaria and worldwide protected by real-time security software in 4Q14



## Drive-by download sites

A *drive-by download* site is a website that hosts one or more exploits that target vulnerabilities in web browsers and browser add-ons. Users with vulnerable computers can be infected with malware simply by visiting such a website, even without attempting to download anything. Drive-by download pages are usually hosted on legitimate Web sites to which an attacker has posted exploit code. Attackers gain access to legitimate sites through intrusion or by posting malicious code to a poorly secured web form, like a comment field on a blog. Compromised sites can be hosted anywhere in the world and concern nearly any subject imaginable, making it difficult for even an experienced user to identify a compromised site from a list of search results.

Search engines such as Bing have taken a number of measures to help protect users from drive-by downloads. As Bing indexes the web, pages are assessed for malicious elements or malicious behavior. Clicking the link in the list of search results displays a prominent warning, saying that the page may contain malicious software.

At the end of 3Q14, Bing detected 0.51 drive-by download URLs for every 1,000 URLs hosted in Bulgaria, compared to 0.41 worldwide. At the end of 4Q14, Bing detected 0.51 drive-by download URLs for every 1,000 URLs hosted in Bulgaria, compared to 0.45 worldwide.

Drive-by download pages per 1,000 URLs hosted in Bulgaria and worldwide

Metric	October 1, 2014	January 1, 2015
Drive-by download pages per 1,000 URLs, Bulgaria	0.51	0.51
<i>Drive-by download pages per 1,000 URLs worldwide</i>	<i>0.41</i>	<i>0.45</i>



# Canada

The statistics presented here are generated by Microsoft security programs and services running on computers in Canada in 4Q14 and previous quarters. This data is provided from administrators or users who choose to opt in to provide data to Microsoft, using IP address geolocation to determine country or region.

On computers running real-time security software, most attempts by malware to infect computers are blocked before they succeed. Therefore, for a comprehensive understanding of the malware landscape, it's important to consider infection attempts that are blocked as well as infections that are removed. For this reason, Microsoft uses two different metrics to measure malware prevalence:

- *Encounter rate* is simply the percentage of computers running Microsoft real-time security products that report a malware encounter, whether the infection attempt succeeds or not.
- *Computers cleaned per mille*, or *CCM*, is an infection rate metric that is defined as the number of computers cleaned for every 1,000 unique computers executing the Malicious Software Removal Tool (MSRT), a free tool distributed through Microsoft update services that removes more than 200 highly prevalent or serious threats from computers.

Infection rate statistics for Canada

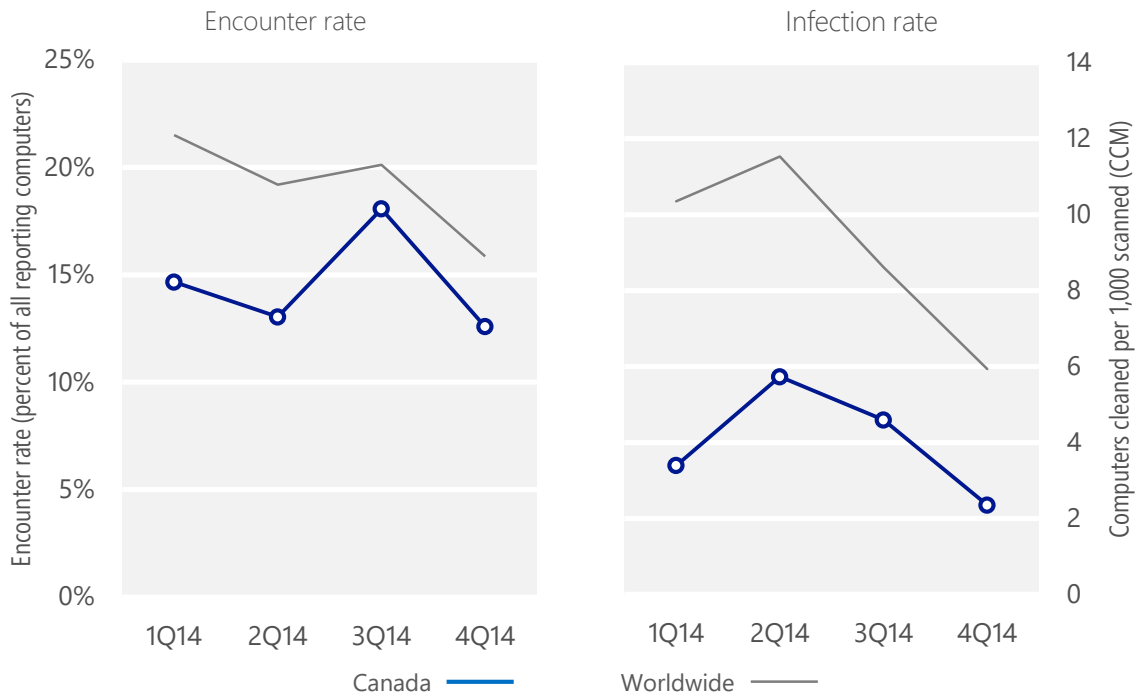
Metric	1Q14	2Q14	3Q14	4Q14
Encounter rate, Canada	14.7%	13.0%	18.1%	12.6%
Worldwide encounter rate	21.5%	19.2%	20.1%	15.9%
CCM, Canada	3.4	5.7	4.6	2.4
Worldwide CCM	10.3	11.5	8.6	5.9

Encounter and infection rates reported here do not include totals for the Brantall, Filcoute, and Rotbrow malware families. See pages 57–64 of [Microsoft Security Intelligence Report, Volume 17](#) for an explanation of this decision.

## Encounter and infection rate trends

In 4Q14, 12.6% percent of computers in Canada encountered malware, compared to the 4Q14 worldwide encounter rate of 15.9 percent. In addition, the MSRT detected and removed malware from 2.4 of every 1,000 unique computers scanned in Canada in 4Q14 (a CCM score of 2.4, compared to the 4Q14 worldwide CCM of 5.9). The following figure shows the encounter and infection rate trends for Canada over the last four quarters, compared to the world as a whole.

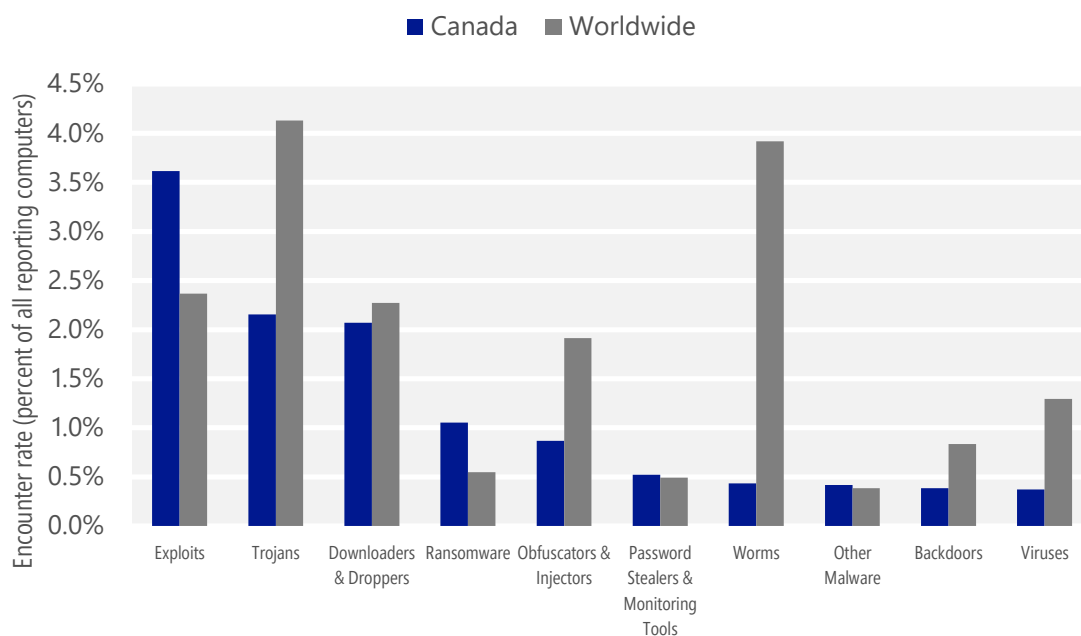
Malware encounter and infection rate trends in Canada and worldwide



See the Worldwide Threat Assessment section of [Microsoft Security Intelligence Report, Volume 18](http://www.microsoft.com/sir) at [www.microsoft.com/sir](http://www.microsoft.com/sir) for more information about threats in Canada and around the world, and for explanations of the methods and terms used here.

## Malware categories

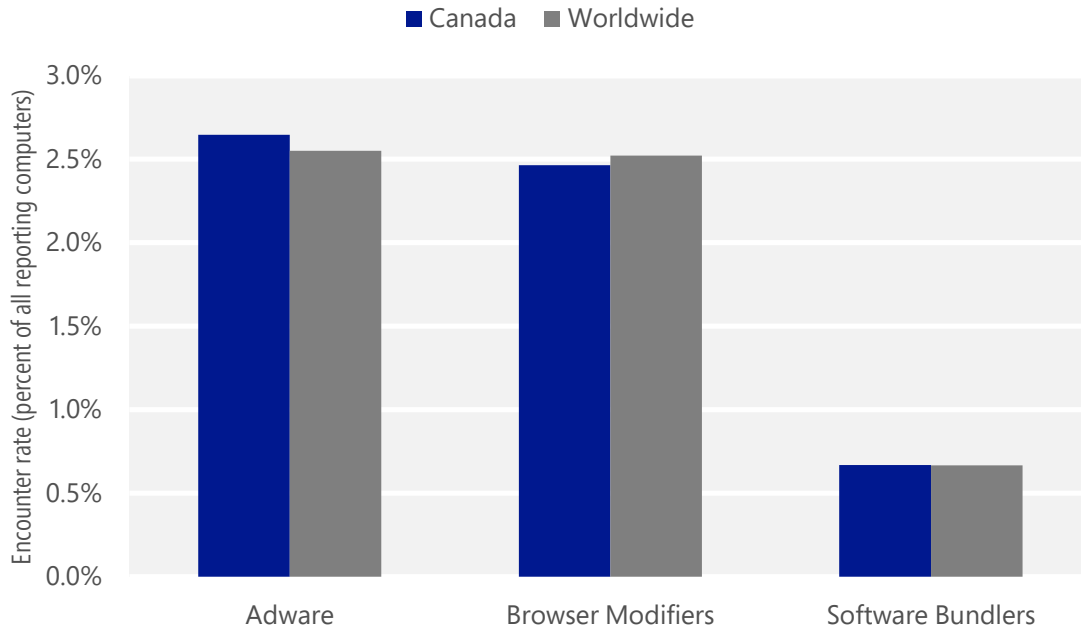
Malware encountered in Canada in 4Q14, by category



- The most common malware category in Canada in 4Q14 was Exploits. It was encountered by 3.6 percent of all computers there, down from 6.4 percent in 3Q14.
- The second most common malware category in Canada in 4Q14 was Trojans. It was encountered by 2.2 percent of all computers there, down from 4.0 percent in 3Q14.
- The third most common malware category in Canada in 4Q14 was Downloaders & Droppers, which was encountered by 2.1 percent of all computers there, down from 3.6 percent in 3Q14.

## Unwanted software categories

Unwanted software encountered in Canada in 4Q14, by category



- The most common unwanted software category in Canada in 4Q14 was Adware. It was encountered by 2.6 percent of all computers there, down from 6.7 percent in 3Q14.
- The second most common unwanted software category in Canada in 4Q14 was Browser Modifiers. It was encountered by 2.5 percent of all computers there, up from 2.5 percent in 3Q14.
- The third most common unwanted software category in Canada in 4Q14 was Software Bundlers, which was encountered by 0.7 percent of all computers there, up from 0.3 percent in 3Q14.



## Top malware families by encounter rate

The most common malware families encountered in Canada in 4Q14

	Family	Most significant category	% of reporting computers
1	<a href="#">JS/Axpergle</a>	Exploits	1.7%
2	<a href="#">JS/Fiexp</a>	Exploits	1.0%
3	<a href="#">Win32/Tugspay</a>	Downloaders & Droppers	0.7%
4	<a href="#">Win32/Obfuscator</a>	Obfuscators & Injectors	0.7%
5	<a href="#">JS/Krypterade</a>	Ransomware	0.7%
6	<a href="#">Win32/Anogre</a>	Exploits	0.6%
7	<a href="#">Win32/Upatre</a>	Downloaders & Droppers	0.3%
8	<a href="#">Win32/Zbot</a>	Password Stealers & Monitoring Tools	0.2%
9	<a href="#">Win32/Clikug</a>	Trojans	0.2%
10	<a href="#">ASX/Wimad</a>	Downloaders & Droppers	0.2%

- The most common malware family encountered in Canada in 4Q14 was [JS/Axpergle](#), which was encountered by 1.7 percent of reporting computers there. [JS/Axpergle](#) is a detection for the Angler exploit kit, which exploits vulnerabilities in recent versions of Internet Explorer, Silverlight, Adobe Flash Player, and Java to install malware.
- The second most common malware family encountered in Canada in 4Q14 was [JS/Fiexp](#), which was encountered by 1.0 percent of reporting computers there. [JS/Fiexp](#) is a detection for the Fiesta exploit kit, which attempts to exploit Java, Adobe Flash Player, Adobe Reader, Silverlight, and Internet Explorer to install malware.
- The third most common malware family encountered in Canada in 4Q14 was [Win32/Tugspay](#), which was encountered by 0.7 percent of reporting computers there. [Win32/Tugspay](#) is a downloader that spreads by posing as an installer for legitimate software, such as a Java update, or through other malware. When installed, it downloads unwanted software to the computer.
- The fourth most common malware family encountered in Canada in 4Q14 was [Win32/Obfuscator](#), which was encountered by 0.7 percent of reporting computers there. [Win32/Obfuscator](#) is a generic detection for programs that have had their purpose disguised to hinder analysis or detection by antivirus scanners. Such programs commonly employ a combination of methods, including encryption, compression, anti-debugging and anti-emulation techniques.

## Top unwanted software families by encounter rate

The most common unwanted software families encountered in Canada in 4Q14

	Family	Most significant category	% of reporting computers
1	<a href="#">Win32/Couponruc</a>	Browser Modifiers	1.7%
2	<a href="#">Win32/Costmin</a>	Adware	1.0%
3	<a href="#">Win32/Defaulttab</a>	Browser Modifiers	0.7%
4	<a href="#">Win32/BetterSurf</a>	Adware	0.5%
5	<a href="#">Win32/Couponarific</a>	Adware	0.4%

- The most common unwanted software family encountered in Canada in 4Q14 was [Win32/Couponruc](#), which was encountered by 1.7 percent of reporting computers there. [Win32/Couponruc](#) is a browser modifier that changes browser settings and may also modify some computer and Internet settings.
- The second most common unwanted software family encountered in Canada in 4Q14 was [Win32/Costmin](#), which was encountered by 1.0 percent of reporting computers there. [Win32/Costmin](#) is an adware family that installs itself as a browser extension for Internet Explorer, Mozilla Firefox, and Google Chrome, and displays advertisements as the user browses the Internet.
- The third most common unwanted software family encountered in Canada in 4Q14 was [Win32/Defaulttab](#), which was encountered by 0.7 percent of reporting computers there. [Win32/Defaulttab](#) is a browser modifier that redirects web browser searches and prevents the user from changing browser settings.

## Top threat families by infection rate

The most common malware families by infection rate in Canada in 4Q14

	Family	Most significant category	Infection rate (CCM)
1	<a href="#">Win32/Zbot</a>	Password Stealers & Monitoring Tools	0.3
2	<a href="#">Win32/Alureon</a>	Trojans	0.3
3	<a href="#">JS/Medfos</a>	Trojans	0.3
4	<a href="#">JS/Miuref</a>	Trojans	0.2
5	<a href="#">Win32/Wysotot</a>	Trojans	0.2
6	<a href="#">Win32/Sirefef</a>	Trojans	0.2
7	<a href="#">Win32/Ramnit</a>	Trojans	0.1
8	<a href="#">Win32/Sefnit</a>	Trojans	0.1
9	<a href="#">VBS/Jenxcus</a>	Worms	0.1
10	<a href="#">Win32/Cutwail</a>	Downloaders & Droppers	0.1

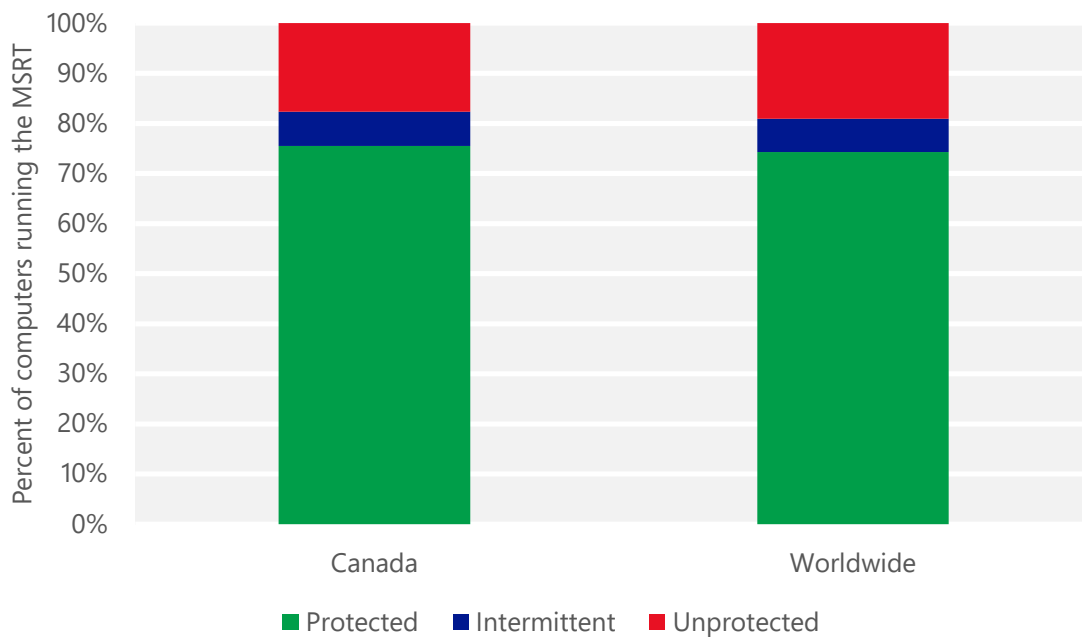
- The most common threat family infecting computers in Canada in 4Q14 was [Win32/Zbot](#), which was detected and removed from 0.3 of every 1,000 unique computers scanned by the MSRT. [Win32/Zbot](#) is a family of password stealing trojans that also contains backdoor functionality allowing unauthorized access and control of an affected computer.
- The second most common threat family infecting computers in Canada in 4Q14 was [Win32/Alureon](#), which was detected and removed from 0.3 of every 1,000 unique computers scanned by the MSRT. [Win32/Alureon](#) is a data-stealing trojan that gathers confidential information such as user names, passwords, and credit card data from incoming and outgoing Internet traffic. It may also download malicious data and modify DNS settings.
- The third most common threat family infecting computers in Canada in 4Q14 was [JS/Medfos](#), which was detected and removed from 0.3 of every 1,000 unique computers scanned by the MSRT. [JS/Medfos](#) is a trojan that installs malicious Internet browser extensions and redirects search results from popular search engines.
- The fourth most common threat family infecting computers in Canada in 4Q14 was [JS/Miuref](#), which was detected and removed from 0.2 of every 1,000 unique computers scanned by the MSRT. [JS/Miuref](#) is a family of malicious JavaScript files that redirect the web browser to show ads or download malware. They can be installed by other malware, including Win32/Fareit, or installed through spam email attachments.

## Security software use

Recent releases of the MSRT collect and report details about the state of real-time antimalware software on a computer, if the computer's administrator has chosen to opt in to provide data to Microsoft. This telemetry data makes it possible to analyze security software usage patterns around the world and correlate them with infection rates.

A typical computer runs the MSRT three times each quarter, once for each monthly version of the tool that Microsoft releases. In the figure below, "Protected" represents computers that had real-time security software active and up-to-date every time the MSRT ran during a quarter; "Intermittently protected" represents computers that had security software active during one or more MSRT executions, but not all of them; and "Unprotected" represents computers that did not have security software active during any MSRT executions that quarter.

Percent of computers in Canada and worldwide protected by real-time security software in 4Q14



## Drive-by download sites

A *drive-by download* site is a website that hosts one or more exploits that target vulnerabilities in web browsers and browser add-ons. Users with vulnerable computers can be infected with malware simply by visiting such a website, even without attempting to download anything. Drive-by download pages are usually hosted on legitimate Web sites to which an attacker has posted exploit code. Attackers gain access to legitimate sites through intrusion or by posting malicious code to a poorly secured web form, like a comment field on a blog. Compromised sites can be hosted anywhere in the world and concern nearly any subject imaginable, making it difficult for even an experienced user to identify a compromised site from a list of search results.

Search engines such as Bing have taken a number of measures to help protect users from drive-by downloads. As Bing indexes the web, pages are assessed for malicious elements or malicious behavior. Clicking the link in the list of search results displays a prominent warning, saying that the page may contain malicious software.

At the end of 3Q14, Bing detected 0.27 drive-by download URLs for every 1,000 URLs hosted in Canada, compared to 0.41 worldwide. At the end of 4Q14, Bing detected 0.23 drive-by download URLs for every 1,000 URLs hosted in Canada, compared to 0.45 worldwide.

Drive-by download pages per 1,000 URLs hosted in Canada and worldwide

Metric	October 1, 2014	January 1, 2015
Drive-by download pages per 1,000 URLs, Canada	0.27	0.23
<i>Drive-by download pages per 1,000 URLs worldwide</i>	<i>0.41</i>	<i>0.45</i>



# Chile

The statistics presented here are generated by Microsoft security programs and services running on computers in Chile in 4Q14 and previous quarters. This data is provided from administrators or users who choose to opt in to provide data to Microsoft, using IP address geolocation to determine country or region.

On computers running real-time security software, most attempts by malware to infect computers are blocked before they succeed. Therefore, for a comprehensive understanding of the malware landscape, it's important to consider infection attempts that are blocked as well as infections that are removed. For this reason, Microsoft uses two different metrics to measure malware prevalence:

- *Encounter rate* is simply the percentage of computers running Microsoft real-time security products that report a malware encounter, whether the infection attempt succeeds or not.
- *Computers cleaned per mille*, or *CCM*, is an infection rate metric that is defined as the number of computers cleaned for every 1,000 unique computers executing the Malicious Software Removal Tool (MSRT), a free tool distributed through Microsoft update services that removes more than 200 highly prevalent or serious threats from computers.

Infection rate statistics for Chile

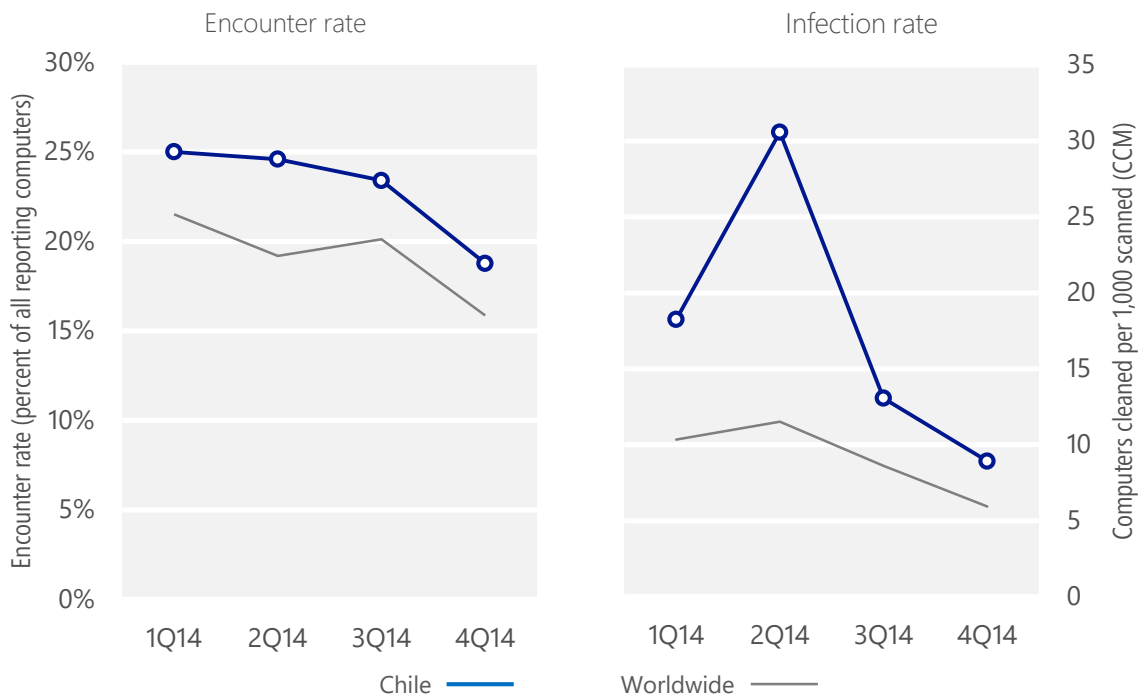
Metric	1Q14	2Q14	3Q14	4Q14
Encounter rate, Chile	25.0%	24.6%	23.4%	18.8%
Worldwide encounter rate	21.5%	19.2%	20.1%	15.9%
CCM, Chile	18.3	30.6	13.1	8.9
Worldwide CCM	10.3	11.5	8.6	5.9

Encounter and infection rates reported here do not include totals for the Brantall, Filcoute, and Rotbrow malware families. See pages 57–64 of [Microsoft Security Intelligence Report, Volume 17](#) for an explanation of this decision.

## Encounter and infection rate trends

In 4Q14, 18.8% percent of computers in Chile encountered malware, compared to the 4Q14 worldwide encounter rate of 15.9 percent. In addition, the MSRT detected and removed malware from 8.9 of every 1,000 unique computers scanned in Chile in 4Q14 (a CCM score of 8.9, compared to the 4Q14 worldwide CCM of 5.9). The following figure shows the encounter and infection rate trends for Chile over the last four quarters, compared to the world as a whole.

Malware encounter and infection rate trends in Chile and worldwide

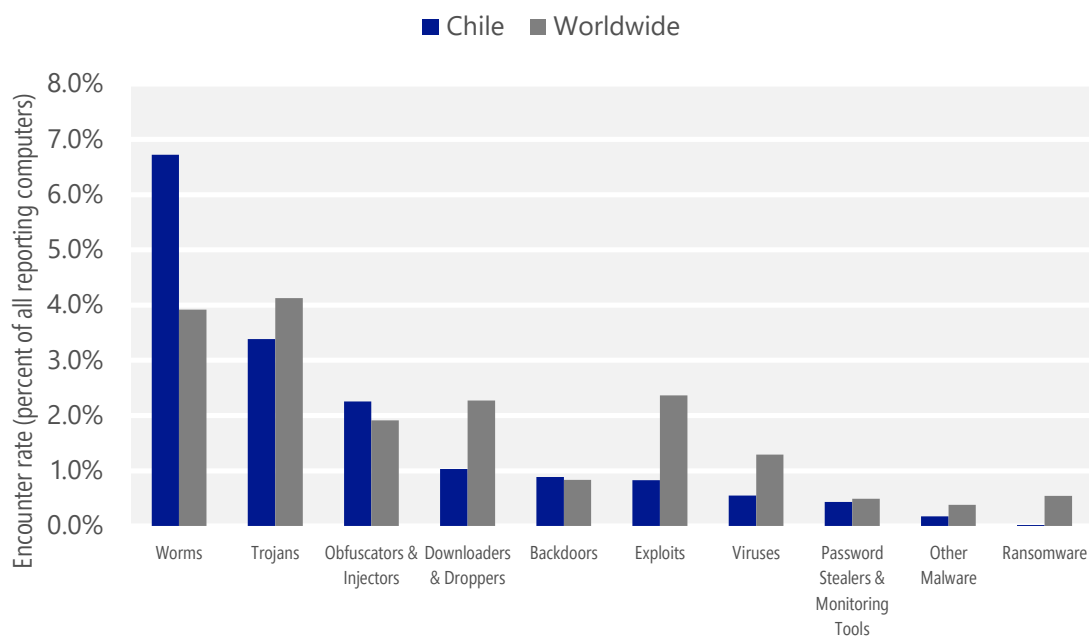


See the Worldwide Threat Assessment section of [Microsoft Security Intelligence Report, Volume 18](http://www.microsoft.com/sir) at [www.microsoft.com/sir](http://www.microsoft.com/sir) for more information about threats in Chile and around the world, and for explanations of the methods and terms used here.



## Malware categories

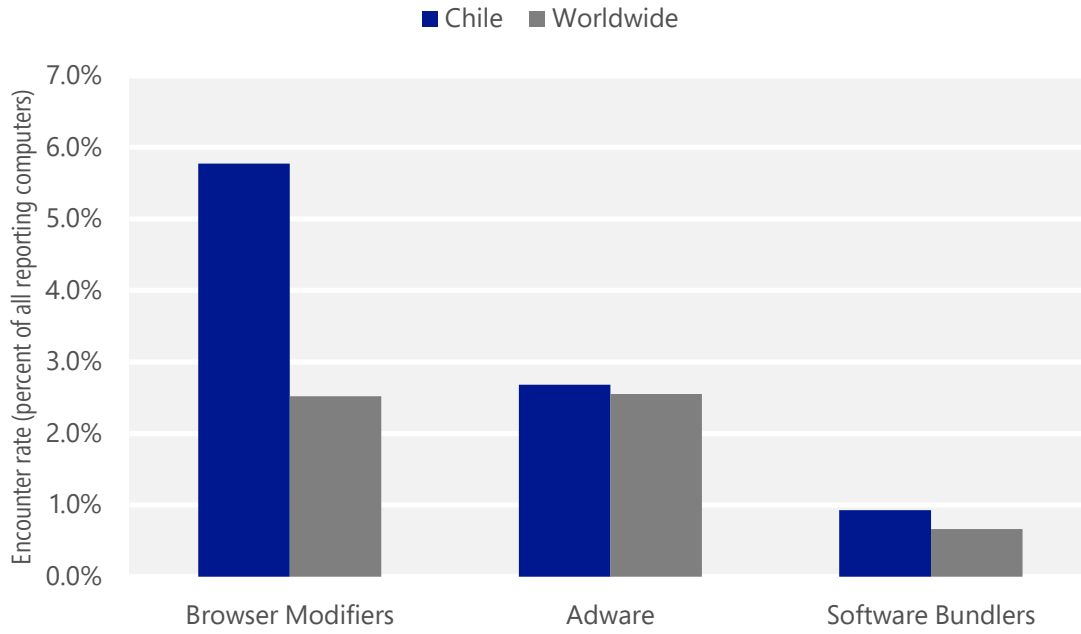
Malware encountered in Chile in 4Q14, by category



- The most common malware category in Chile in 4Q14 was Worms. It was encountered by 6.7 percent of all computers there, down from 7.6 percent in 3Q14.
- The second most common malware category in Chile in 4Q14 was Trojans. It was encountered by 3.4 percent of all computers there, down from 5.9 percent in 3Q14.
- The third most common malware category in Chile in 4Q14 was Obfuscators & Injectors, which was encountered by 2.3 percent of all computers there, down from 3.1 percent in 3Q14.

## Unwanted software categories

Unwanted software encountered in Chile in 4Q14, by category



- The most common unwanted software category in Chile in 4Q14 was Browser Modifiers. It was encountered by 5.8 percent of all computers there, down from 7.4 percent in 3Q14.
- The second most common unwanted software category in Chile in 4Q14 was Adware. It was encountered by 2.7 percent of all computers there, up from 1.9 percent in 3Q14.
- The third most common unwanted software category in Chile in 4Q14 was Software Bundlers, which was encountered by 0.9 percent of all computers there, up from 0.1 percent in 3Q14.

## Top malware families by encounter rate

The most common malware families encountered in Chile in 4Q14

	Family	Most significant category	% of reporting computers
1	<a href="#">VBS/Jenxcus</a>	Worms	2.6%
2	<a href="#">Win32/Vermis</a>	Worms	1.1%
3	<a href="#">Win32/Obfuscator</a>	Obfuscators & Injectors	1.1%
4	<a href="#">JS/Bondat</a>	Worms	1.0%
5	<a href="#">INF/Autorun</a>	Obfuscators & Injectors	1.0%
6	<a href="#">Win32/Dorkbot</a>	Worms	0.9%
7	<a href="#">Win32/Conficker</a>	Worms	0.6%
8	<a href="#">Win32/Brontok</a>	Worms	0.4%
9	<a href="#">Win32/Dynamer</a>	Trojans	0.4%
10	<a href="#">Win32/VBInject</a>	Obfuscators & Injectors	0.3%

- The most common malware family encountered in Chile in 4Q14 was [VBS/Jenxcus](#), which was encountered by 2.6 percent of reporting computers there. [VBS/Jenxcus](#) is a worm that gives an attacker control of the computer. It is spread by infected removable drives, like USB flash drives. It can also be downloaded within a torrent file.
- The second most common malware family encountered in Chile in 4Q14 was [Win32/Vermis](#), which was encountered by 1.1 percent of reporting computers there. [Win32/Vermis](#) is a generic detection for malicious .inf and .lnk files dropped by different worms, including IRCBot, Phorpiex, Dorkbot, and Caphaw.
- The third most common malware family encountered in Chile in 4Q14 was [Win32/Obfuscator](#), which was encountered by 1.1 percent of reporting computers there. [Win32/Obfuscator](#) is a generic detection for programs that have had their purpose disguised to hinder analysis or detection by antivirus scanners. Such programs commonly employ a combination of methods, including encryption, compression, anti-debugging and anti-emulation techniques.
- The fourth most common malware family encountered in Chile in 4Q14 was [JS/Bondat](#), which was encountered by 1.0 percent of reporting computers there. [JS/Bondat](#) is a family of threats that collects information about the computer, infects removable drives, and tries to stop the user from accessing files. It spreads by infecting removable drives, such as USB thumb drives and flash drives.

## Top unwanted software families by encounter rate

The most common unwanted software families encountered in Chile in 4Q14

	Family	Most significant category	% of reporting computers
1	<a href="#">Win32/Couponruc</a>	Browser Modifiers	5.0%
2	<a href="#">Win32/Costmin</a>	Adware	1.1%
3	<a href="#">Win32/BetterSurf</a>	Adware	0.9%
4	<a href="#">Win32/Defaulttab</a>	Browser Modifiers	0.9%
5	<a href="#">Win32/Gofileexpress</a>	Software Bundlers	0.4%

- The most common unwanted software family encountered in Chile in 4Q14 was [Win32/Couponruc](#), which was encountered by 5.0 percent of reporting computers there. [Win32/Couponruc](#) is a browser modifier that changes browser settings and may also modify some computer and Internet settings.
- The second most common unwanted software family encountered in Chile in 4Q14 was [Win32/Costmin](#), which was encountered by 1.1 percent of reporting computers there. [Win32/Costmin](#) is an adware family that installs itself as a browser extension for Internet Explorer, Mozilla Firefox, and Google Chrome, and displays advertisements as the user browses the Internet.
- The third most common unwanted software family encountered in Chile in 4Q14 was [Win32/BetterSurf](#), which was encountered by 0.9 percent of reporting computers there. [Win32/BetterSurf](#) is adware that displays unwanted ads on search engine results pages and other websites. It may be included with software bundles that offer free applications or games.

## Top threat families by infection rate

The most common malware families by infection rate in Chile in 4Q14

	Family	Most significant category	Infection rate (CCM)
1	<a href="#">VBS/Jenxcus</a>	Worms	3.3
2	<a href="#">Win32/Dorkbot</a>	Worms	1.1
3	<a href="#">Win32/Brontok</a>	Worms	0.7
4	<a href="#">Win32/Sefnit</a>	Trojans	0.7
5	<a href="#">Win32/Lethic</a>	Trojans	0.5
6	<a href="#">MSIL/Spacekito</a>	Trojans	0.5
7	<a href="#">Win32/Sality</a>	Viruses	0.4
8	<a href="#">Win32/Ramnit</a>	Trojans	0.3
9	<a href="#">Win32/Vobfus</a>	Worms	0.2
10	<a href="#">Win32/Wysotot</a>	Trojans	0.2

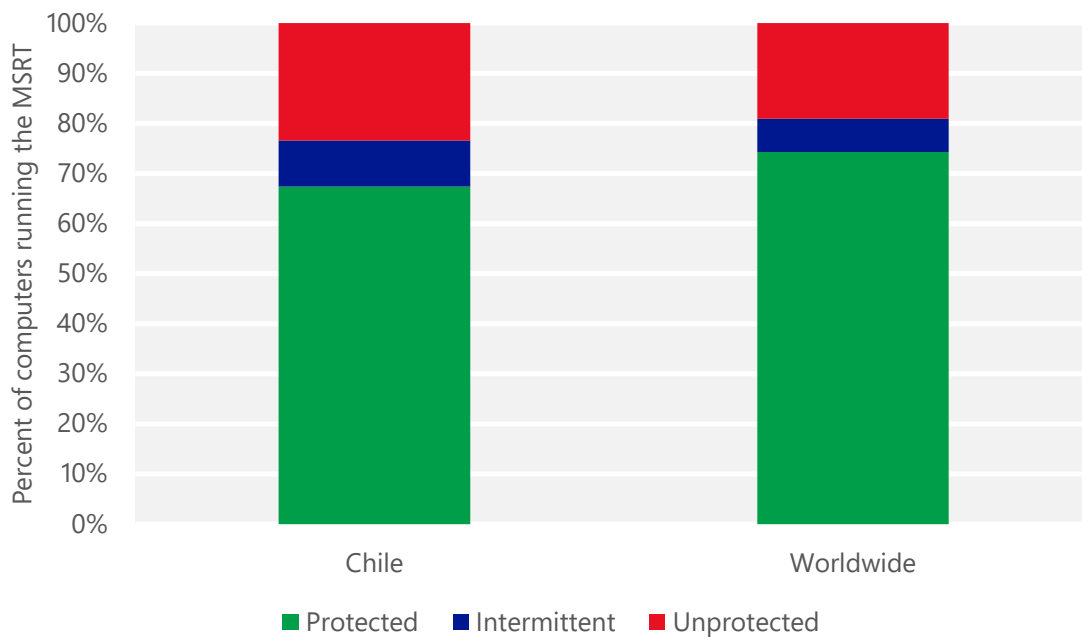
- The most common threat family infecting computers in Chile in 4Q14 was [VBS/Jenxcus](#), which was detected and removed from 3.3 of every 1,000 unique computers scanned by the MSRT. [VBS/Jenxcus](#) is a worm that gives an attacker control of the computer. It is spread by infected removable drives, like USB flash drives. It can also be downloaded within a torrent file.
- The second most common threat family infecting computers in Chile in 4Q14 was [Win32/Dorkbot](#), which was detected and removed from 1.1 of every 1,000 unique computers scanned by the MSRT. [Win32/Dorkbot](#) is a worm that spreads via instant messaging and removable drives. It also contains backdoor functionality that allows unauthorized access and control of the affected computer. Win32/Dorkbot may be distributed from compromised or malicious websites using PDF or browser exploits.
- The third most common threat family infecting computers in Chile in 4Q14 was [Win32/Brontok](#), which was detected and removed from 0.7 of every 1,000 unique computers scanned by the MSRT. [Win32/Brontok](#) is a mass-mailing email worm that spreads by sending copies of itself as email attachments to addresses gathered from files on the infected computer, and by copying itself to removable volumes. Brontok can disable security software, and may conduct DoS attacks against certain websites.
- The fourth most common threat family infecting computers in Chile in 4Q14 was [Win32/Sefnit](#), which was detected and removed from 0.7 of every 1,000 unique computers scanned by the MSRT. [Win32/Sefnit](#) is a family of trojans that can allow backdoor access, download files, and use the computer and Internet connection for click fraud. Some variants can monitor web browsers and hijack search results.

## Security software use

Recent releases of the MSRT collect and report details about the state of real-time antimalware software on a computer, if the computer's administrator has chosen to opt in to provide data to Microsoft. This telemetry data makes it possible to analyze security software usage patterns around the world and correlate them with infection rates.

A typical computer runs the MSRT three times each quarter, once for each monthly version of the tool that Microsoft releases. In the figure below, "Protected" represents computers that had real-time security software active and up-to-date every time the MSRT ran during a quarter; "Intermittently protected" represents computers that had security software active during one or more MSRT executions, but not all of them; and "Unprotected" represents computers that did not have security software active during any MSRT executions that quarter.

Percent of computers in Chile and worldwide protected by real-time security software in 4Q14



## Drive-by download sites

A *drive-by download* site is a website that hosts one or more exploits that target vulnerabilities in web browsers and browser add-ons. Users with vulnerable computers can be infected with malware simply by visiting such a website, even without attempting to download anything. Drive-by download pages are usually hosted on legitimate Web sites to which an attacker has posted exploit code. Attackers gain access to legitimate sites through intrusion or by posting malicious code to a poorly secured web form, like a comment field on a blog. Compromised sites can be hosted anywhere in the world and concern nearly any subject imaginable, making it difficult for even an experienced user to identify a compromised site from a list of search results.

Search engines such as Bing have taken a number of measures to help protect users from drive-by downloads. As Bing indexes the web, pages are assessed for malicious elements or malicious behavior. Clicking the link in the list of search results displays a prominent warning, saying that the page may contain malicious software.

At the end of 3Q14, Bing detected 0.29 drive-by download URLs for every 1,000 URLs hosted in Chile, compared to 0.41 worldwide. At the end of 4Q14, Bing detected 0.25 drive-by download URLs for every 1,000 URLs hosted in Chile, compared to 0.45 worldwide.

Drive-by download pages per 1,000 URLs hosted in Chile and worldwide

Metric	October 1, 2014	January 1, 2015
Drive-by download pages per 1,000 URLs, Chile	0.29	0.25
<i>Drive-by download pages per 1,000 URLs worldwide</i>	<i>0.41</i>	<i>0.45</i>





# China

The statistics presented here are generated by Microsoft security programs and services running on computers in China in 4Q14 and previous quarters. This data is provided from administrators or users who choose to opt in to provide data to Microsoft, using IP address geolocation to determine country or region.

On computers running real-time security software, most attempts by malware to infect computers are blocked before they succeed. Therefore, for a comprehensive understanding of the malware landscape, it's important to consider infection attempts that are blocked as well as infections that are removed. For this reason, Microsoft uses two different metrics to measure malware prevalence:

- *Encounter rate* is simply the percentage of computers running Microsoft real-time security products that report a malware encounter, whether the infection attempt succeeds or not.
- *Computers cleaned per mille*, or *CCM*, is an infection rate metric that is defined as the number of computers cleaned for every 1,000 unique computers executing the Malicious Software Removal Tool (MSRT), a free tool distributed through Microsoft update services that removes more than 200 highly prevalent or serious threats from computers.

Infection rate statistics for China

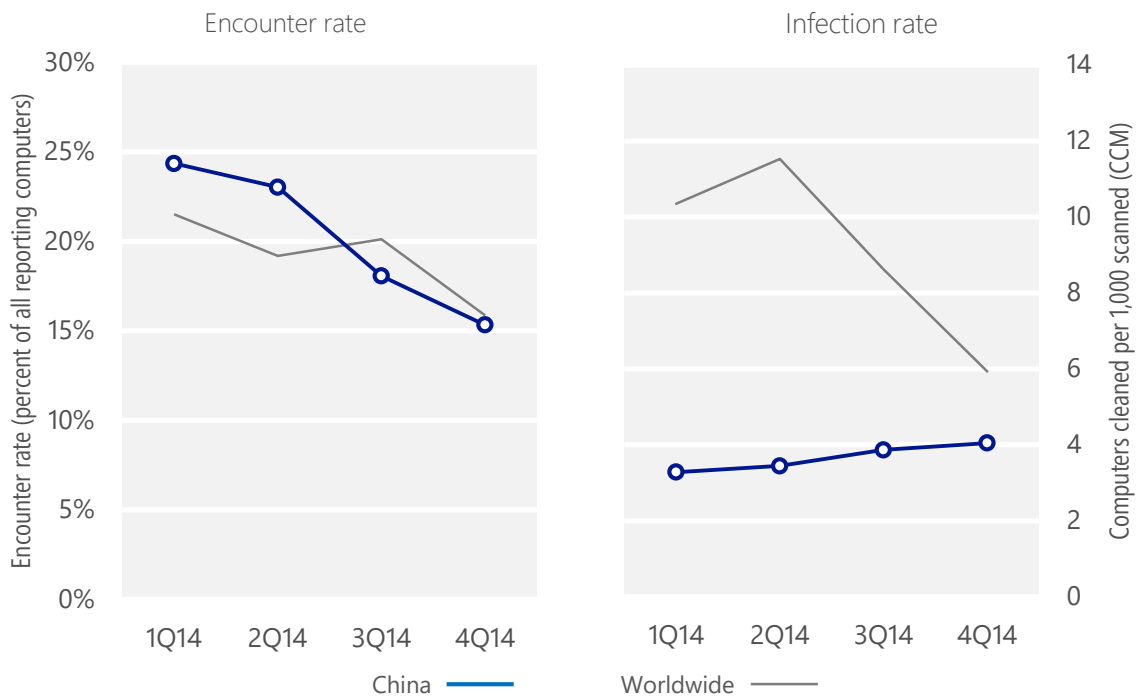
Metric	1Q14	2Q14	3Q14	4Q14
Encounter rate, China	24.4%	23.0%	18.1%	15.3%
Worldwide encounter rate	21.5%	19.2%	20.1%	15.9%
CCM, China	3.3	3.4	3.9	4.0
Worldwide CCM	10.3	11.5	8.6	5.9

Encounter and infection rates reported here do not include totals for the Brantall, Filcut, and Rotbrow malware families. See pages 57–64 of [Microsoft Security Intelligence Report, Volume 17](#) for an explanation of this decision.

## Encounter and infection rate trends

In 4Q14, 15.3% percent of computers in China encountered malware, compared to the 4Q14 worldwide encounter rate of 15.9 percent. In addition, the MSRT detected and removed malware from 4.0 of every 1,000 unique computers scanned in China in 4Q14 (a CCM score of 4.0, compared to the 4Q14 worldwide CCM of 5.9). The following figure shows the encounter and infection rate trends for China over the last four quarters, compared to the world as a whole.

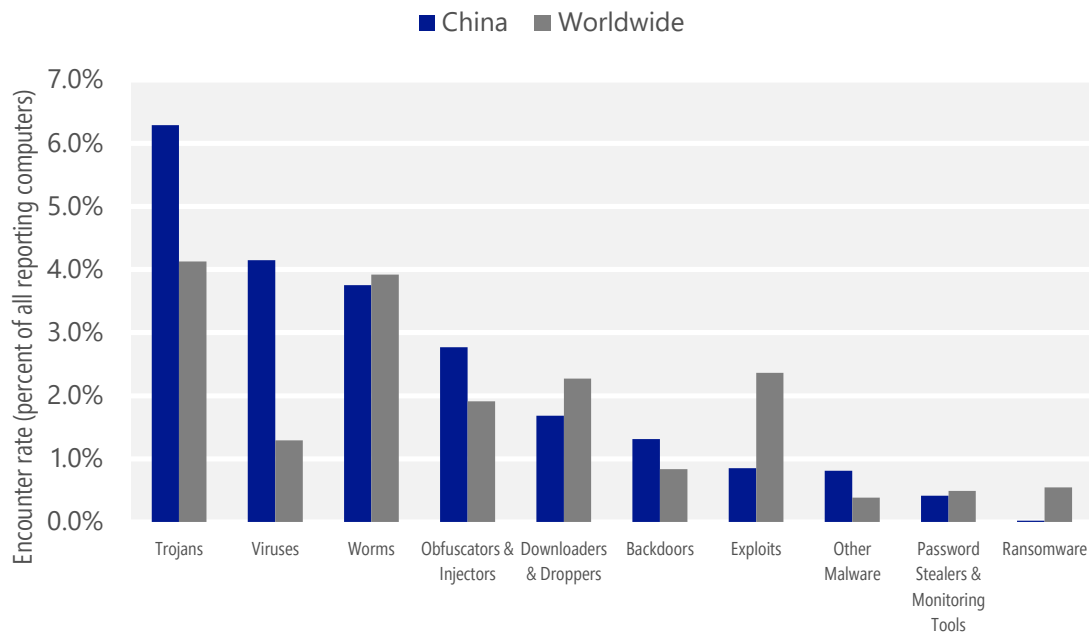
Malware encounter and infection rate trends in China and worldwide



See the Worldwide Threat Assessment section of [Microsoft Security Intelligence Report, Volume 18](#) at [www.microsoft.com/sir](http://www.microsoft.com/sir) for more information about threats in China and around the world, and for explanations of the methods and terms used here.

## Malware categories

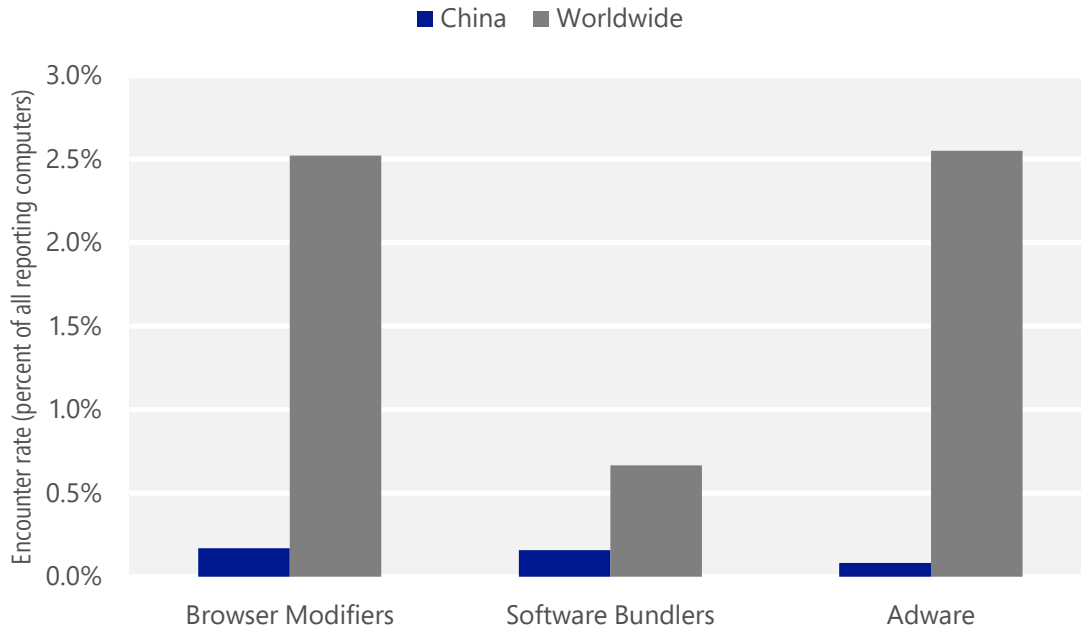
Malware encountered in China in 4Q14, by category



- The most common malware category in China in 4Q14 was Trojans. It was encountered by 6.3 percent of all computers there, down from 7.9 percent in 3Q14.
- The second most common malware category in China in 4Q14 was Viruses. It was encountered by 4.1 percent of all computers there, down from 4.8 percent in 3Q14.
- The third most common malware category in China in 4Q14 was Worms, which was encountered by 3.8 percent of all computers there, up from 3.6 percent in 3Q14.

## Unwanted software categories

Unwanted software encountered in China in 4Q14, by category



- The most common unwanted software category in China in 4Q14 was Browser Modifiers. It was encountered by 0.2 percent of all computers there, down from 0.2 percent in 3Q14.
- The second most common unwanted software category in China in 4Q14 was Software Bundlers. It was encountered by 0.2 percent of all computers there, down from 0.2 percent in 3Q14.
- The third most common unwanted software category in China in 4Q14 was Adware, which was encountered by 0.1 percent of all computers there, down from 0.1 percent in 3Q14.

## Top malware families by encounter rate

The most common malware families encountered in China in 4Q14

	Family	Most significant category	% of reporting computers
1	<a href="#">Win32/Obfuscator</a>	Obfuscators & Injectors	2.2%
2	<a href="#">INF/Autorun</a>	Obfuscators & Injectors	1.1%
3	<a href="#">Win32/Dynamer</a>	Trojans	0.9%
4	<a href="#">DOS/JackTheRipper</a>	Viruses	0.9%
5	<a href="#">ALisp/Bursted</a>	Viruses	0.8%
6	<a href="#">Win32/Nitol</a>	Other Malware	0.7%
7	<a href="#">Win32/Conficker</a>	Worms	0.7%
8	<a href="#">ALisp/Kenilfe</a>	Worms	0.6%
9	<a href="#">Win32/Bumat</a>	Trojans	0.6%
10	<a href="#">Win32/FlyAgent</a>	Backdoors	0.5%

- The most common malware family encountered in China in 4Q14 was [Win32/Obfuscator](#), which was encountered by 2.2 percent of reporting computers there. [Win32/Obfuscator](#) is a generic detection for programs that have had their purpose disguised to hinder analysis or detection by antivirus scanners. Such programs commonly employ a combination of methods, including encryption, compression, anti-debugging and anti-emulation techniques.
- The second most common malware family encountered in China in 4Q14 was [INF/Autorun](#), which was encountered by 1.1 percent of reporting computers there. [INF/Autorun](#) is a family of worms that spreads by copying itself to the mapped drives of an infected computer. The mapped drives may include network or removable drives.
- The third most common malware family encountered in China in 4Q14 was [Win32/Dynamer](#), which was encountered by 0.9 percent of reporting computers there. [Win32/Dynamer](#) is a generic detection for a variety of threats.
- The fourth most common malware family encountered in China in 4Q14 was [DOS/JackTheRipper](#), which was encountered by 0.9 percent of reporting computers there. [DOS/JackTheRipper](#) is a virus that can stop some files from working correctly in Windows XP and earlier operating systems. It spreads by infecting the master boot record (MBR) on connected hard disks and floppy disks.

## Top unwanted software families by encounter rate

The most common unwanted software families encountered in China in 4Q14

	Family	Most significant category	% of reporting computers
1	<a href="#">Win32/Chindo</a>	Software Bundlers	0.1%
2	<a href="#">Win32/Couponruc</a>	Browser Modifiers	0.1%
3	<a href="#">Win32/Defaulttab</a>	Browser Modifiers	<0.1%
4	<a href="#">Win32/CNNIC</a>	Browser Modifiers	<0.1%
5	<a href="#">Win32/Gofileexpress</a>	Software Bundlers	<0.1%

- The most common unwanted software family encountered in China in 4Q14 was [Win32/Chindo](#), which was encountered by 0.1 percent of reporting computers there.
- The second most common unwanted software family encountered in China in 4Q14 was [Win32/Couponruc](#), which was encountered by 0.1 percent of reporting computers there. [Win32/Couponruc](#) is a browser modifier that changes browser settings and may also modify some computer and Internet settings.
- The third most common unwanted software family encountered in China in 4Q14 was [Win32/Defaulttab](#), which was encountered by <0.1 percent of reporting computers there. [Win32/Defaulttab](#) is a browser modifier that redirects web browser searches and prevents the user from changing browser settings.

## Top threat families by infection rate

The most common malware families by infection rate in China in 4Q14

	Family	Most significant category	Infection rate (CCM)
1	<a href="#">Win32/Nitol</a>	Other Malware	1.3
2	<a href="#">Win32/Frethog</a>	Password Stealers & Monitoring Tools	0.8
3	<a href="#">Win32/Ramnit</a>	Trojans	0.7
4	<a href="#">Win32/Sality</a>	Viruses	0.3
5	<a href="#">Win32/Conficker</a>	Worms	0.2
6	<a href="#">Win32/Parite</a>	Viruses	0.2
7	<a href="#">Win32/Hupigon</a>	Backdoors	0.1
8	<a href="#">VBS/Jenxcus</a>	Worms	0.1
9	<a href="#">Win32/Yelteminky</a>	Worms	0.1
10	<a href="#">Win32/Virut</a>	Viruses	0.1

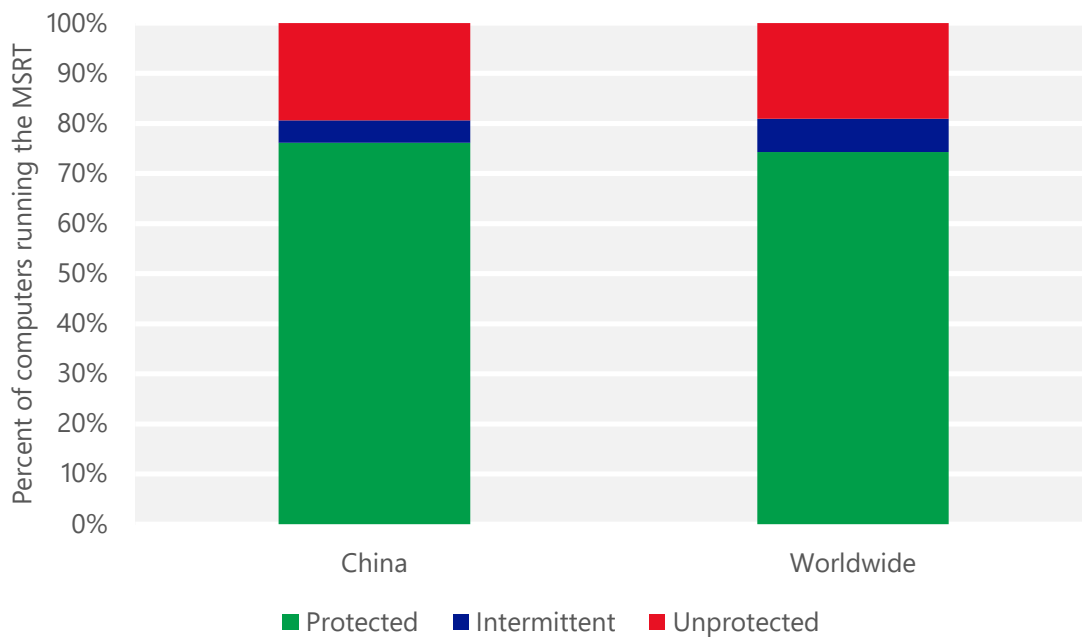
- The most common threat family infecting computers in China in 4Q14 was [Win32/Nitol](#), which was detected and removed from 1.3 of every 1,000 unique computers scanned by the MSRT. [Win32/Nitol](#) is a family of trojans that perform DDoS (distributed denial of service) attacks, allow backdoor access and control, download and run files, and perform a number of other malicious activities on the computer.
- The second most common threat family infecting computers in China in 4Q14 was [Win32/Frethog](#), which was detected and removed from 0.8 of every 1,000 unique computers scanned by the MSRT. [Win32/Frethog](#) is a large family of password-stealing trojans that targets confidential data, such as account information, from massively multiplayer online games.
- The third most common threat family infecting computers in China in 4Q14 was [Win32/Ramnit](#), which was detected and removed from 0.7 of every 1,000 unique computers scanned by the MSRT. [Win32/Ramnit](#) is a family of multi-component malware that infects executable files, Microsoft Office files, and HTML files. Win32/Ramnit spreads to removable drives and steals sensitive information such as saved FTP credentials and browser cookies. It may also open a backdoor to await instructions from a remote attacker.
- The fourth most common threat family infecting computers in China in 4Q14 was [Win32/Sality](#), which was detected and removed from 0.3 of every 1,000 unique computers scanned by the MSRT. [Win32/Sality](#) is a family of polymorphic file infectors that target executable files with the extensions .scr or .exe. They may execute a damaging payload that deletes files with certain extensions and terminates security-related processes and services.

## Security software use

Recent releases of the MSRT collect and report details about the state of real-time antimalware software on a computer, if the computer's administrator has chosen to opt in to provide data to Microsoft. This telemetry data makes it possible to analyze security software usage patterns around the world and correlate them with infection rates.

A typical computer runs the MSRT three times each quarter, once for each monthly version of the tool that Microsoft releases. In the figure below, "Protected" represents computers that had real-time security software active and up-to-date every time the MSRT ran during a quarter; "Intermittently protected" represents computers that had security software active during one or more MSRT executions, but not all of them; and "Unprotected" represents computers that did not have security software active during any MSRT executions that quarter.

Percent of computers in China and worldwide protected by real-time security software in 4Q14





## Drive-by download sites

A *drive-by download* site is a website that hosts one or more exploits that target vulnerabilities in web browsers and browser add-ons. Users with vulnerable computers can be infected with malware simply by visiting such a website, even without attempting to download anything. Drive-by download pages are usually hosted on legitimate Web sites to which an attacker has posted exploit code. Attackers gain access to legitimate sites through intrusion or by posting malicious code to a poorly secured web form, like a comment field on a blog. Compromised sites can be hosted anywhere in the world and concern nearly any subject imaginable, making it difficult for even an experienced user to identify a compromised site from a list of search results.

Search engines such as Bing have taken a number of measures to help protect users from drive-by downloads. As Bing indexes the web, pages are assessed for malicious elements or malicious behavior. Clicking the link in the list of search results displays a prominent warning, saying that the page may contain malicious software.

At the end of 3Q14, Bing detected 0.24 drive-by download URLs for every 1,000 URLs hosted in China, compared to 0.41 worldwide. At the end of 4Q14, Bing detected 0.20 drive-by download URLs for every 1,000 URLs hosted in China, compared to 0.45 worldwide.

Drive-by download pages per 1,000 URLs hosted in China and worldwide

Metric	October 1, 2014	January 1, 2015
Drive-by download pages per 1,000 URLs, China	0.24	0.20
<i>Drive-by download pages per 1,000 URLs worldwide</i>	<i>0.41</i>	<i>0.45</i>



# Colombia

The statistics presented here are generated by Microsoft security programs and services running on computers in Colombia in 4Q14 and previous quarters. This data is provided from administrators or users who choose to opt in to provide data to Microsoft, using IP address geolocation to determine country or region.

On computers running real-time security software, most attempts by malware to infect computers are blocked before they succeed. Therefore, for a comprehensive understanding of the malware landscape, it's important to consider infection attempts that are blocked as well as infections that are removed. For this reason, Microsoft uses two different metrics to measure malware prevalence:

- *Encounter rate* is simply the percentage of computers running Microsoft real-time security products that report a malware encounter, whether the infection attempt succeeds or not.
- *Computers cleaned per mille*, or *CCM*, is an infection rate metric that is defined as the number of computers cleaned for every 1,000 unique computers executing the Malicious Software Removal Tool (MSRT), a free tool distributed through Microsoft update services that removes more than 200 highly prevalent or serious threats from computers.

Infection rate statistics for Colombia

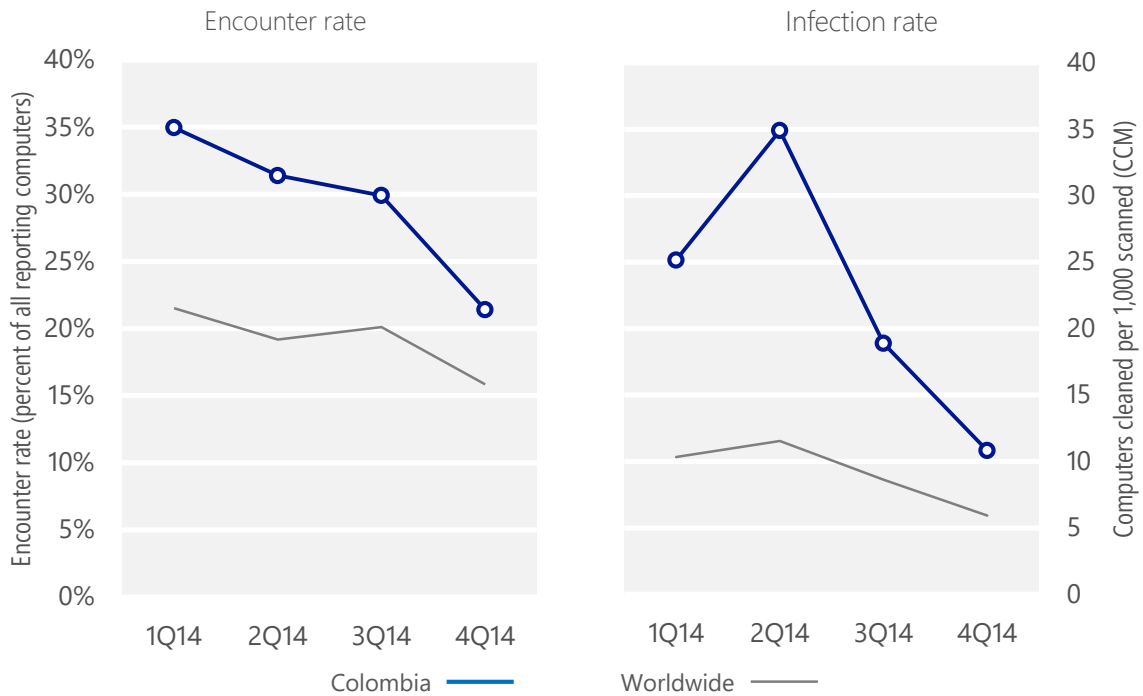
Metric	1Q14	2Q14	3Q14	4Q14
Encounter rate, Colombia	35.0%	31.4%	29.9%	21.4%
Worldwide encounter rate	21.5%	19.2%	20.1%	15.9%
CCM, Colombia	25.2	34.9	18.9	10.8
Worldwide CCM	10.3	11.5	8.6	5.9

Encounter and infection rates reported here do not include totals for the Brantall, Filcoute, and Rotbrow malware families. See pages 57–64 of [Microsoft Security Intelligence Report, Volume 17](#) for an explanation of this decision.

## Encounter and infection rate trends

In 4Q14, 21.4% percent of computers in Colombia encountered malware, compared to the 4Q14 worldwide encounter rate of 15.9 percent. In addition, the MSRT detected and removed malware from 10.8 of every 1,000 unique computers scanned in Colombia in 4Q14 (a CCM score of 10.8, compared to the 4Q14 worldwide CCM of 5.9). The following figure shows the encounter and infection rate trends for Colombia over the last four quarters, compared to the world as a whole.

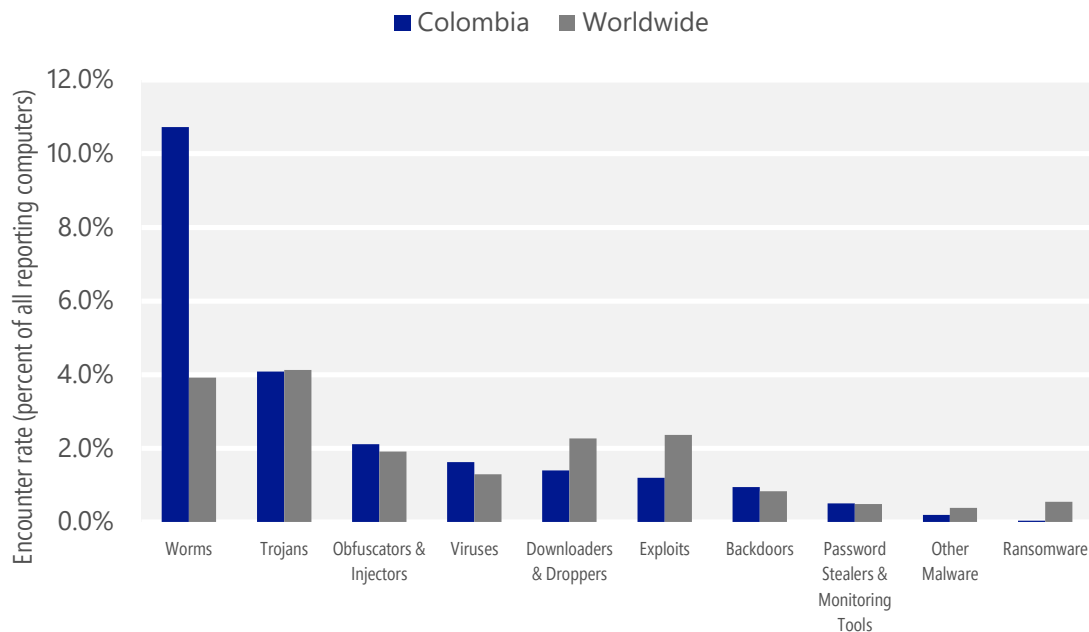
Malware encounter and infection rate trends in Colombia and worldwide



See the Worldwide Threat Assessment section of [Microsoft Security Intelligence Report, Volume 18](http://www.microsoft.com/sir) at [www.microsoft.com/sir](http://www.microsoft.com/sir) for more information about threats in Colombia and around the world, and for explanations of the methods and terms used here.

## Malware categories

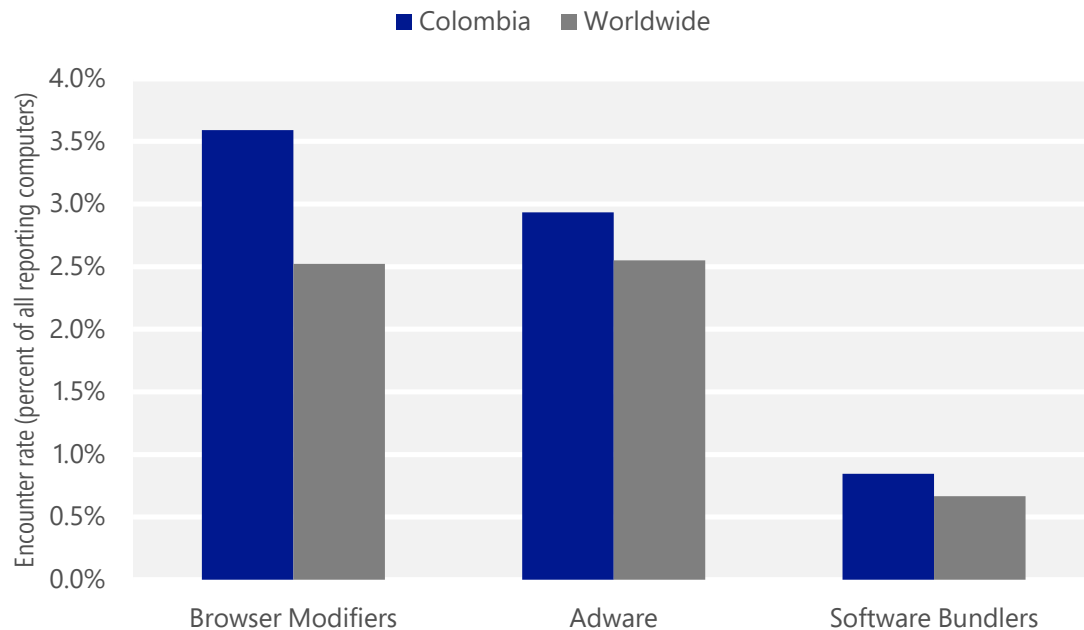
Malware encountered in Colombia in 4Q14, by category



- The most common malware category in Colombia in 4Q14 was Worms. It was encountered by 10.7 percent of all computers there, down from 12.5 percent in 3Q14.
- The second most common malware category in Colombia in 4Q14 was Trojans. It was encountered by 4.1 percent of all computers there, down from 8.2 percent in 3Q14.
- The third most common malware category in Colombia in 4Q14 was Obfuscators & Injectors, which was encountered by 2.1 percent of all computers there, down from 4.1 percent in 3Q14.

## Unwanted software categories

Unwanted software encountered in Colombia in 4Q14, by category



- The most common unwanted software category in Colombia in 4Q14 was Browser Modifiers. It was encountered by 3.6 percent of all computers there, down from 6.8 percent in 3Q14.
- The second most common unwanted software category in Colombia in 4Q14 was Adware. It was encountered by 2.9 percent of all computers there, down from 5.5 percent in 3Q14.
- The third most common unwanted software category in Colombia in 4Q14 was Software Bundlers, which was encountered by 0.8 percent of all computers there, up from 0.2 percent in 3Q14.

## Top malware families by encounter rate

The most common malware families encountered in Colombia in 4Q14

	Family	Most significant category	% of reporting computers
1	<a href="#">VBS/Jenxcus</a>	Worms	5.4%
2	<a href="#">JS/Bondat</a>	Worms	3.2%
3	<a href="#">INF/Autorun</a>	Obfuscators & Injectors	1.5%
4	<a href="#">Win32/Gamarue</a>	Worms	1.3%
5	<a href="#">Win32/Obfuscator</a>	Obfuscators & Injectors	0.8%
6	<a href="#">Win32/Conficker</a>	Worms	0.7%
7	<a href="#">Win32/Ramnit</a>	Trojans	0.7%
8	<a href="#">Win32/Sality</a>	Viruses	0.7%
9	<a href="#">Win32/Vermis</a>	Worms	0.7%
10	<a href="#">Win32/CplLnk</a>	Exploits	0.6%

- The most common malware family encountered in Colombia in 4Q14 was [VBS/Jenxcus](#), which was encountered by 5.4 percent of reporting computers there. [VBS/Jenxcus](#) is a worm that gives an attacker control of the computer. It is spread by infected removable drives, like USB flash drives. It can also be downloaded within a torrent file.
- The second most common malware family encountered in Colombia in 4Q14 was [JS/Bondat](#), which was encountered by 3.2 percent of reporting computers there. [JS/Bondat](#) is a family of threats that collects information about the computer, infects removable drives, and tries to stop the user from accessing files. It spreads by infecting removable drives, such as USB thumb drives and flash drives.
- The third most common malware family encountered in Colombia in 4Q14 was [INF/Autorun](#), which was encountered by 1.5 percent of reporting computers there. [INF/Autorun](#) is a family of worms that spreads by copying itself to the mapped drives of an infected computer. The mapped drives may include network or removable drives.
- The fourth most common malware family encountered in Colombia in 4Q14 was [Win32/Gamarue](#), which was encountered by 1.3 percent of reporting computers there. [Win32/Gamarue](#) is a worm that is commonly distributed via exploit kits and social engineering. Variants have been observed stealing information from the local computer and communicating with command-and-control (C&C) servers managed by attackers.

## Top unwanted software families by encounter rate

The most common unwanted software families encountered in Colombia in 4Q14

	Family	Most significant category	% of reporting computers
1	<a href="#">Win32/Couponruc</a>	Browser Modifiers	2.8%
2	<a href="#">Win32/Defaulttab</a>	Browser Modifiers	0.9%
3	<a href="#">Win32/BetterSurf</a>	Adware	0.8%
4	<a href="#">Win32/Costmin</a>	Adware	0.7%
5	<a href="#">Win32/Pennybee</a>	Adware	0.7%

- The most common unwanted software family encountered in Colombia in 4Q14 was [Win32/Couponruc](#), which was encountered by 2.8 percent of reporting computers there. [Win32/Couponruc](#) is a browser modifier that changes browser settings and may also modify some computer and Internet settings.
- The second most common unwanted software family encountered in Colombia in 4Q14 was [Win32/Defaulttab](#), which was encountered by 0.9 percent of reporting computers there. [Win32/Defaulttab](#) is a browser modifier that redirects web browser searches and prevents the user from changing browser settings.
- The third most common unwanted software family encountered in Colombia in 4Q14 was [Win32/BetterSurf](#), which was encountered by 0.8 percent of reporting computers there. [Win32/BetterSurf](#) is adware that displays unwanted ads on search engine results pages and other websites. It may be included with software bundles that offer free applications or games.



## Top threat families by infection rate

The most common malware families by infection rate in Colombia in 4Q14

	Family	Most significant category	Infection rate (CCM)
1	<a href="#">VBS/Jenxcus</a>	Worms	5.6
2	<a href="#">Win32/Sality</a>	Viruses	1.1
3	<a href="#">Win32/Ramnit</a>	Trojans	0.7
4	<a href="#">Win32/Gamarue</a>	Worms	0.6
5	<a href="#">Win32/Sefnit</a>	Trojans	0.4
6	<a href="#">MSIL/Spacekito</a>	Trojans	0.4
7	<a href="#">Win32/Wysotot</a>	Trojans	0.3
8	<a href="#">Win32/Dorkbot</a>	Worms	0.3
9	<a href="#">Win32/Brontok</a>	Worms	0.2
10	<a href="#">MSIL/Bladabindi</a>	Backdoors	0.2

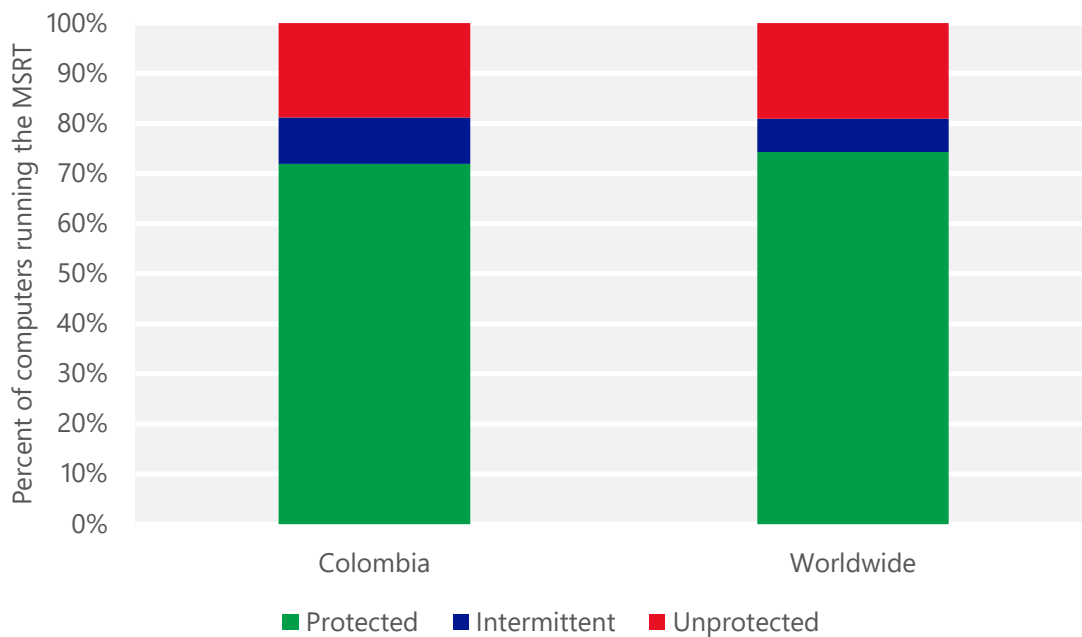
- The most common threat family infecting computers in Colombia in 4Q14 was [VBS/Jenxcus](#), which was detected and removed from 5.6 of every 1,000 unique computers scanned by the MSRT. [VBS/Jenxcus](#) is a worm that gives an attacker control of the computer. It is spread by infected removable drives, like USB flash drives. It can also be downloaded within a torrent file.
- The second most common threat family infecting computers in Colombia in 4Q14 was [Win32/Sality](#), which was detected and removed from 1.1 of every 1,000 unique computers scanned by the MSRT. [Win32/Sality](#) is a family of polymorphic file infectors that target executable files with the extensions .scr or .exe. They may execute a damaging payload that deletes files with certain extensions and terminates security-related processes and services.
- The third most common threat family infecting computers in Colombia in 4Q14 was [Win32/Ramnit](#), which was detected and removed from 0.7 of every 1,000 unique computers scanned by the MSRT. [Win32/Ramnit](#) is a family of multi-component malware that infects executable files, Microsoft Office files, and HTML files. Win32/Ramnit spreads to removable drives and steals sensitive information such as saved FTP credentials and browser cookies. It may also open a backdoor to await instructions from a remote attacker.
- The fourth most common threat family infecting computers in Colombia in 4Q14 was [Win32/Gamarue](#), which was detected and removed from 0.6 of every 1,000 unique computers scanned by the MSRT. [Win32/Gamarue](#) is a worm that is commonly distributed via exploit kits and social engineering. Variants have been observed stealing information from the local computer and communicating with command-and-control (C&C) servers managed by attackers.

## Security software use

Recent releases of the MSRT collect and report details about the state of real-time antimalware software on a computer, if the computer's administrator has chosen to opt in to provide data to Microsoft. This telemetry data makes it possible to analyze security software usage patterns around the world and correlate them with infection rates.

A typical computer runs the MSRT three times each quarter, once for each monthly version of the tool that Microsoft releases. In the figure below, "Protected" represents computers that had real-time security software active and up-to-date every time the MSRT ran during a quarter; "Intermittently protected" represents computers that had security software active during one or more MSRT executions, but not all of them; and "Unprotected" represents computers that did not have security software active during any MSRT executions that quarter.

Percent of computers in Colombia and worldwide protected by real-time security software in 4Q14



**Drive-by download sites**

A *drive-by download* site is a website that hosts one or more exploits that target vulnerabilities in web browsers and browser add-ons. Users with vulnerable computers can be infected with malware simply by visiting such a website, even without attempting to download anything. Drive-by download pages are usually hosted on legitimate Web sites to which an attacker has posted exploit code. Attackers gain access to legitimate sites through intrusion or by posting malicious code to a poorly secured web form, like a comment field on a blog. Compromised sites can be hosted anywhere in the world and concern nearly any subject imaginable, making it difficult for even an experienced user to identify a compromised site from a list of search results.

Search engines such as Bing have taken a number of measures to help protect users from drive-by downloads. As Bing indexes the web, pages are assessed for malicious elements or malicious behavior. Clicking the link in the list of search results displays a prominent warning, saying that the page may contain malicious software.

At the end of 3Q14, Bing detected 0.11 drive-by download URLs for every 1,000 URLs hosted in Colombia, compared to 0.41 worldwide. At the end of 4Q14, Bing detected 0.09 drive-by download URLs for every 1,000 URLs hosted in Colombia, compared to 0.45 worldwide.

Drive-by download pages per 1,000 URLs hosted in Colombia and worldwide

Metric	October 1, 2014	January 1, 2015
Drive-by download pages per 1,000 URLs, Colombia	0.11	0.09
<i>Drive-by download pages per 1,000 URLs worldwide</i>	<i>0.41</i>	<i>0.45</i>



# Costa Rica

The statistics presented here are generated by Microsoft security programs and services running on computers in Costa Rica in 4Q14 and previous quarters. This data is provided from administrators or users who choose to opt in to provide data to Microsoft, using IP address geolocation to determine country or region.

On computers running real-time security software, most attempts by malware to infect computers are blocked before they succeed. Therefore, for a comprehensive understanding of the malware landscape, it's important to consider infection attempts that are blocked as well as infections that are removed. For this reason, Microsoft uses two different metrics to measure malware prevalence:

- *Encounter rate* is simply the percentage of computers running Microsoft real-time security products that report a malware encounter, whether the infection attempt succeeds or not.
- *Computers cleaned per mille*, or *CCM*, is an infection rate metric that is defined as the number of computers cleaned for every 1,000 unique computers executing the Malicious Software Removal Tool (MSRT), a free tool distributed through Microsoft update services that removes more than 200 highly prevalent or serious threats from computers.

Infection rate statistics for Costa Rica

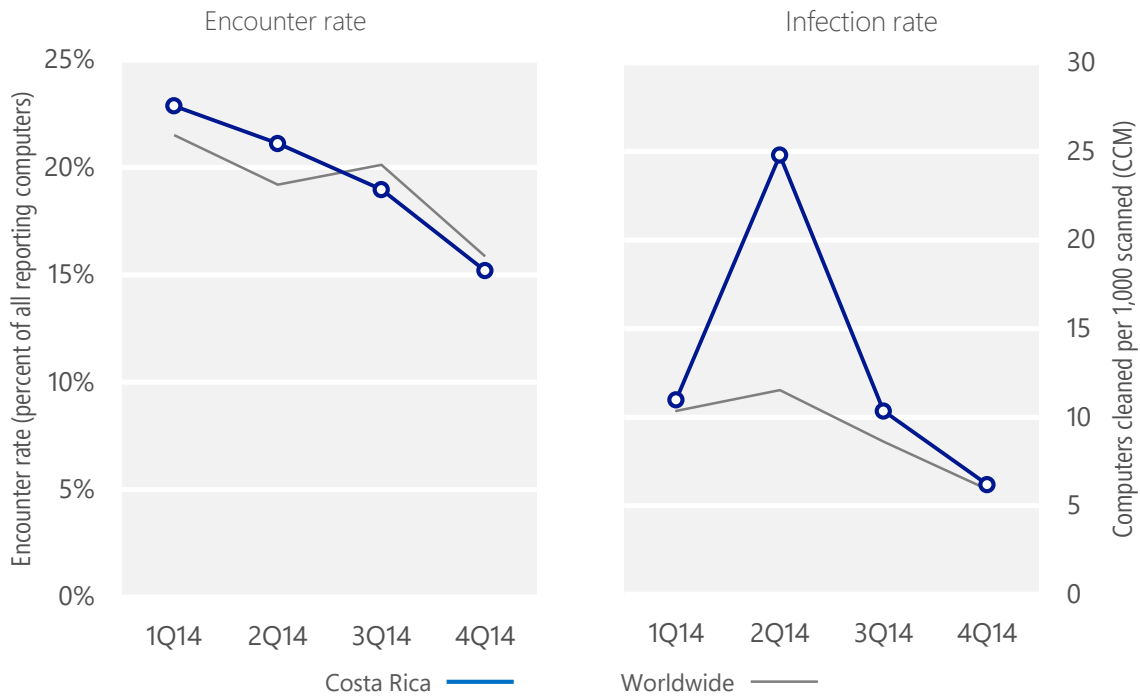
Metric	1Q14	2Q14	3Q14	4Q14
Encounter rate, Costa Rica	22.9%	21.1%	19.0%	15.2%
Worldwide encounter rate	21.5%	19.2%	20.1%	15.9%
CCM, Costa Rica	11.0	24.8	10.3	6.2
Worldwide CCM	10.3	11.5	8.6	5.9

Encounter and infection rates reported here do not include totals for the Brantall, Filcoute, and Rotbrow malware families. See pages 57–64 of [Microsoft Security Intelligence Report, Volume 17](#) for an explanation of this decision.

## Encounter and infection rate trends

In 4Q14, 15.2% percent of computers in Costa Rica encountered malware, compared to the 4Q14 worldwide encounter rate of 15.9 percent. In addition, the MSRT detected and removed malware from 6.2 of every 1,000 unique computers scanned in Costa Rica in 4Q14 (a CCM score of 6.2, compared to the 4Q14 worldwide CCM of 5.9). The following figure shows the encounter and infection rate trends for Costa Rica over the last four quarters, compared to the world as a whole.

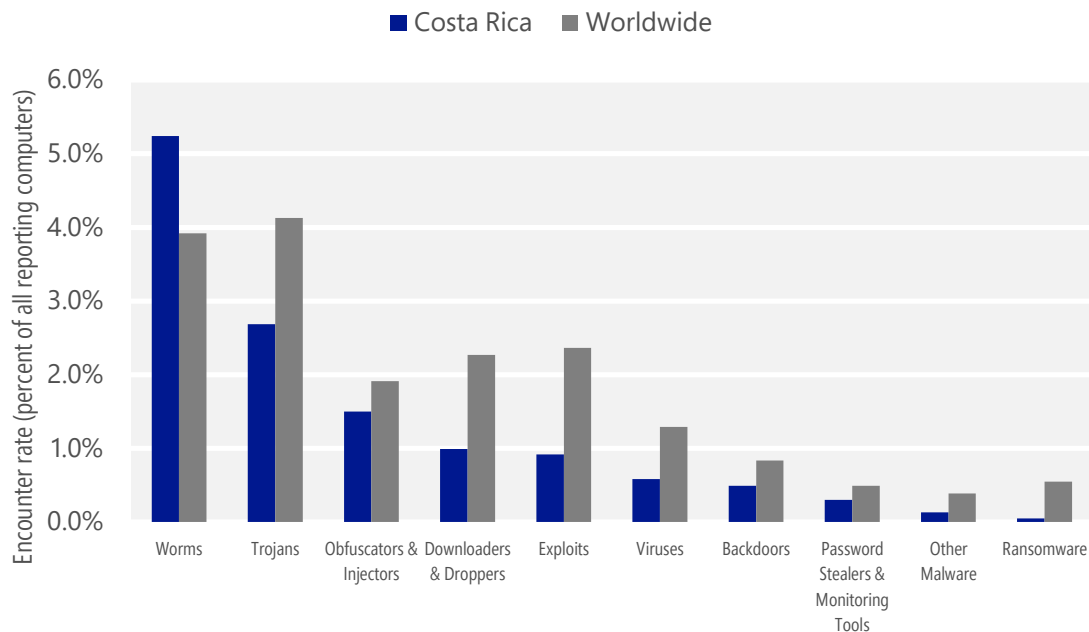
Malware encounter and infection rate trends in Costa Rica and worldwide



See the Worldwide Threat Assessment section of [Microsoft Security Intelligence Report, Volume 18](http://www.microsoft.com/sir) at [www.microsoft.com/sir](http://www.microsoft.com/sir) for more information about threats in Costa Rica and around the world, and for explanations of the methods and terms used here.

## Malware categories

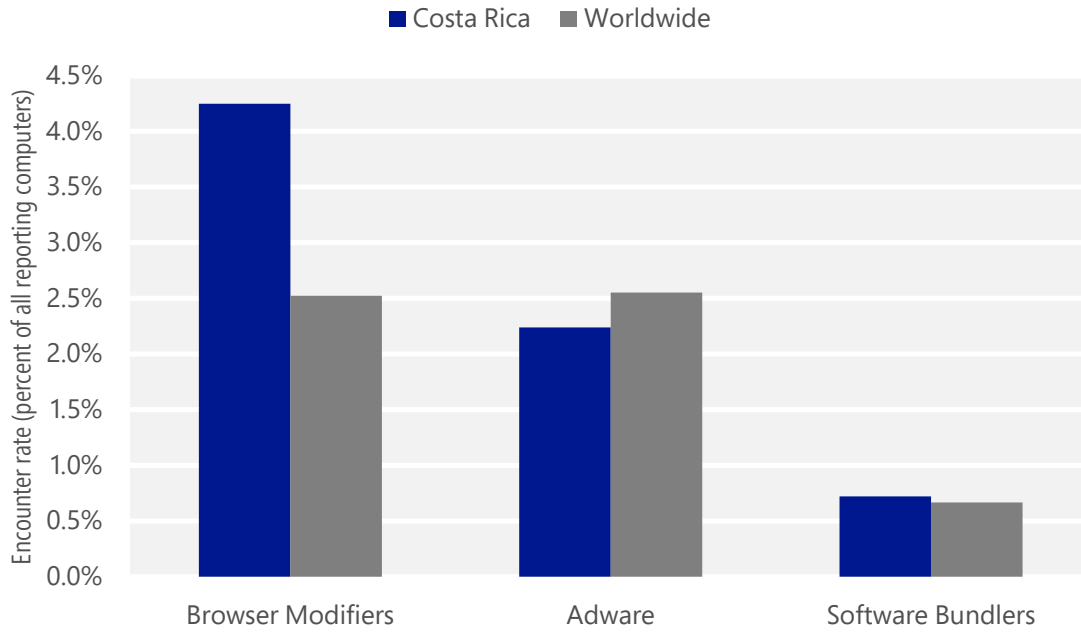
Malware encountered in Costa Rica in 4Q14, by category



- The most common malware category in Costa Rica in 4Q14 was Worms. It was encountered by 5.2 percent of all computers there, down from 7.2 percent in 3Q14.
- The second most common malware category in Costa Rica in 4Q14 was Trojans. It was encountered by 2.7 percent of all computers there, down from 5.1 percent in 3Q14.
- The third most common malware category in Costa Rica in 4Q14 was Obfuscators & Injectors, which was encountered by 1.5 percent of all computers there, down from 2.2 percent in 3Q14.

## Unwanted software categories

Unwanted software encountered in Costa Rica in 4Q14, by category



- The most common unwanted software category in Costa Rica in 4Q14 was Browser Modifiers. It was encountered by 4.2 percent of all computers there, down from 5.1 percent in 3Q14.
- The second most common unwanted software category in Costa Rica in 4Q14 was Adware. It was encountered by 2.2 percent of all computers there, up from 0.7 percent in 3Q14.
- The third most common unwanted software category in Costa Rica in 4Q14 was Software Bundlers, which was encountered by 0.7 percent of all computers there, up from 0.1 percent in 3Q14.



## Top malware families by encounter rate

The most common malware families encountered in Costa Rica in 4Q14

	Family	Most significant category	% of reporting computers
1	<a href="#">VBS/Jenxcus</a>	Worms	3.2%
2	<a href="#">INF/Autorun</a>	Obfuscators & Injectors	0.7%
3	<a href="#">Win32/Obfuscator</a>	Obfuscators & Injectors	0.7%
4	<a href="#">JS/Proslikefan</a>	Worms	0.6%

- The most common malware family encountered in Costa Rica in 4Q14 was [VBS/Jenxcus](#), which was encountered by 3.2 percent of reporting computers there. [VBS/Jenxcus](#) is a worm that gives an attacker control of the computer. It is spread by infected removable drives, like USB flash drives. It can also be downloaded within a torrent file.
- The second most common malware family encountered in Costa Rica in 4Q14 was [INF/Autorun](#), which was encountered by 0.7 percent of reporting computers there. [INF/Autorun](#) is a family of worms that spreads by copying itself to the mapped drives of an infected computer. The mapped drives may include network or removable drives.
- The third most common malware family encountered in Costa Rica in 4Q14 was [Win32/Obfuscator](#), which was encountered by 0.7 percent of reporting computers there. [Win32/Obfuscator](#) is a generic detection for programs that have had their purpose disguised to hinder analysis or detection by antivirus scanners. Such programs commonly employ a combination of methods, including encryption, compression, anti-debugging and anti-emulation techniques.
- The fourth most common malware family encountered in Costa Rica in 4Q14 was [JS/Proslikefan](#), which was encountered by 0.6 percent of reporting computers there. [JS/Proslikefan](#) is a worm that spreads through removable drives, network shares, and P2P programs. It can lower the computer's security settings and disable antivirus products.

## Top unwanted software families by encounter rate

The most common unwanted software families encountered in Costa Rica in 4Q14

	Family	Most significant category	% of reporting computers
1	<a href="#">Win32/Couponruc</a>	Browser Modifiers	3.3%
2	<a href="#">Win32/BetterSurf</a>	Adware	1.1%
3	<a href="#">Win32/Defaulttab</a>	Browser Modifiers	1.1%
4	<a href="#">Win32/Costmin</a>	Adware	0.8%

- The most common unwanted software family encountered in Costa Rica in 4Q14 was [Win32/Couponruc](#), which was encountered by 3.3 percent of reporting computers there. [Win32/Couponruc](#) is a browser modifier that changes browser settings and may also modify some computer and Internet settings.
- The second most common unwanted software family encountered in Costa Rica in 4Q14 was [Win32/BetterSurf](#), which was encountered by 1.1 percent of reporting computers there. [Win32/BetterSurf](#) is adware that displays unwanted ads on search engine results pages and other websites. It may be included with software bundles that offer free applications or games.
- The third most common unwanted software family encountered in Costa Rica in 4Q14 was [Win32/Defaulttab](#), which was encountered by 1.1 percent of reporting computers there. [Win32/Defaulttab](#) is a browser modifier that redirects web browser searches and prevents the user from changing browser settings.

## Top threat families by infection rate

The most common malware families by infection rate in Costa Rica in 4Q14

	Family	Most significant category	Infection rate (CCM)
1	<a href="#">VBS/Jenxcus</a>	Worms	3.3
2	<a href="#">Win32/Sefnit</a>	Trojans	0.4
3	<a href="#">MSIL/Spacekito</a>	Trojans	0.4
4	<a href="#">Win32/Sality</a>	Viruses	0.3
5	<a href="#">Win32/Conficker</a>	Worms	0.2
6	<a href="#">Win32/Brontok</a>	Worms	0.2
7	<a href="#">Win32/Dorkbot</a>	Worms	0.2
8	<a href="#">Win32/Vobfus</a>	Worms	0.1
9	<a href="#">MSIL/Bladabindi</a>	Backdoors	0.1
10	<a href="#">Win32/Ramnit</a>	Trojans	0.1

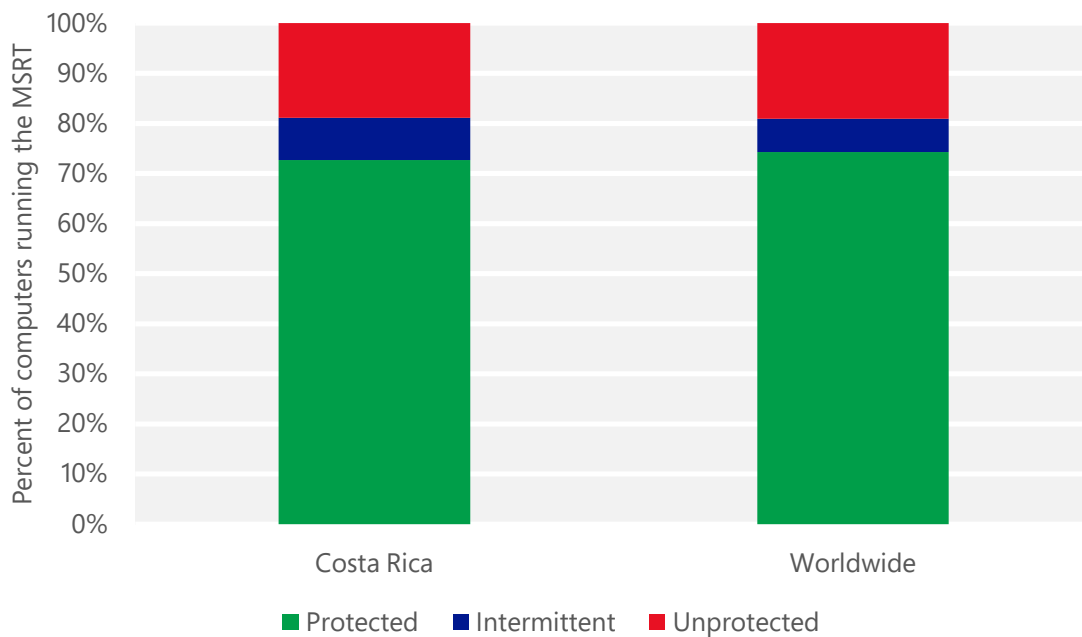
- The most common threat family infecting computers in Costa Rica in 4Q14 was [VBS/Jenxcus](#), which was detected and removed from 3.3 of every 1,000 unique computers scanned by the MSRT. [VBS/Jenxcus](#) is a worm that gives an attacker control of the computer. It is spread by infected removable drives, like USB flash drives. It can also be downloaded within a torrent file.
- The second most common threat family infecting computers in Costa Rica in 4Q14 was [Win32/Sefnit](#), which was detected and removed from 0.4 of every 1,000 unique computers scanned by the MSRT. [Win32/Sefnit](#) is a family of trojans that can allow backdoor access, download files, and use the computer and Internet connection for click fraud. Some variants can monitor web browsers and hijack search results.
- The third most common threat family infecting computers in Costa Rica in 4Q14 was [MSIL/Spacekito](#), which was detected and removed from 0.4 of every 1,000 unique computers scanned by the MSRT. [MSIL/Spacekito](#) is a threat that steals information about the computer and installs browser add-ons that display ads.
- The fourth most common threat family infecting computers in Costa Rica in 4Q14 was [Win32/Sality](#), which was detected and removed from 0.3 of every 1,000 unique computers scanned by the MSRT. [Win32/Sality](#) is a family of polymorphic file infectors that target executable files with the extensions .scr or .exe. They may execute a damaging payload that deletes files with certain extensions and terminates security-related processes and services.

## Security software use

Recent releases of the MSRT collect and report details about the state of real-time antimalware software on a computer, if the computer's administrator has chosen to opt in to provide data to Microsoft. This telemetry data makes it possible to analyze security software usage patterns around the world and correlate them with infection rates.

A typical computer runs the MSRT three times each quarter, once for each monthly version of the tool that Microsoft releases. In the figure below, "Protected" represents computers that had real-time security software active and up-to-date every time the MSRT ran during a quarter; "Intermittently protected" represents computers that had security software active during one or more MSRT executions, but not all of them; and "Unprotected" represents computers that did not have security software active during any MSRT executions that quarter.

Percent of computers in Costa Rica and worldwide protected by real-time security software in 4Q14



## Drive-by download sites

A *drive-by download* site is a website that hosts one or more exploits that target vulnerabilities in web browsers and browser add-ons. Users with vulnerable computers can be infected with malware simply by visiting such a website, even without attempting to download anything. Drive-by download pages are usually hosted on legitimate Web sites to which an attacker has posted exploit code. Attackers gain access to legitimate sites through intrusion or by posting malicious code to a poorly secured web form, like a comment field on a blog. Compromised sites can be hosted anywhere in the world and concern nearly any subject imaginable, making it difficult for even an experienced user to identify a compromised site from a list of search results.

Search engines such as Bing have taken a number of measures to help protect users from drive-by downloads. As Bing indexes the web, pages are assessed for malicious elements or malicious behavior. Clicking the link in the list of search results displays a prominent warning, saying that the page may contain malicious software.

At the end of 3Q14, Bing detected 0.09 drive-by download URLs for every 1,000 URLs hosted in Costa Rica, compared to 0.41 worldwide. At the end of 4Q14, Bing detected 0.05 drive-by download URLs for every 1,000 URLs hosted in Costa Rica, compared to 0.45 worldwide.

Drive-by download pages per 1,000 URLs hosted in Costa Rica and worldwide

Metric	October 1, 2014	January 1, 2015
Drive-by download pages per 1,000 URLs, Costa Rica	0.09	0.05
<i>Drive-by download pages per 1,000 URLs worldwide</i>	<i>0.41</i>	<i>0.45</i>



# Croatia

The statistics presented here are generated by Microsoft security programs and services running on computers in Croatia in 4Q14 and previous quarters. This data is provided from administrators or users who choose to opt in to provide data to Microsoft, using IP address geolocation to determine country or region.

On computers running real-time security software, most attempts by malware to infect computers are blocked before they succeed. Therefore, for a comprehensive understanding of the malware landscape, it's important to consider infection attempts that are blocked as well as infections that are removed. For this reason, Microsoft uses two different metrics to measure malware prevalence:

- *Encounter rate* is simply the percentage of computers running Microsoft real-time security products that report a malware encounter, whether the infection attempt succeeds or not.
- *Computers cleaned per mille*, or *CCM*, is an infection rate metric that is defined as the number of computers cleaned for every 1,000 unique computers executing the Malicious Software Removal Tool (MSRT), a free tool distributed through Microsoft update services that removes more than 200 highly prevalent or serious threats from computers.

Infection rate statistics for Croatia

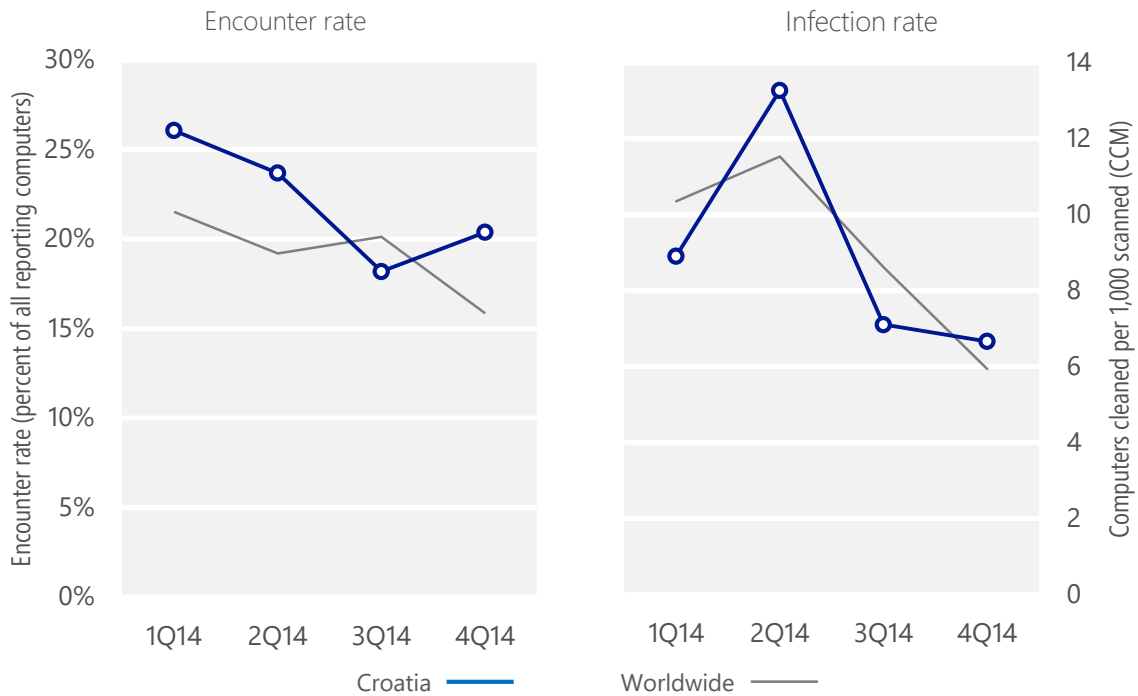
Metric	1Q14	2Q14	3Q14	4Q14
Encounter rate, Croatia	26.1%	23.7%	18.2%	20.4%
Worldwide encounter rate	21.5%	19.2%	20.1%	15.9%
CCM, Croatia	8.9	13.3	7.1	6.7
Worldwide CCM	10.3	11.5	8.6	5.9

Encounter and infection rates reported here do not include totals for the Brantall, Filcoute, and Rotbrow malware families. See pages 57–64 of [Microsoft Security Intelligence Report, Volume 17](#) for an explanation of this decision.

## Encounter and infection rate trends

In 4Q14, 20.4% percent of computers in Croatia encountered malware, compared to the 4Q14 worldwide encounter rate of 15.9 percent. In addition, the MSRT detected and removed malware from 6.7 of every 1,000 unique computers scanned in Croatia in 4Q14 (a CCM score of 6.7, compared to the 4Q14 worldwide CCM of 5.9). The following figure shows the encounter and infection rate trends for Croatia over the last four quarters, compared to the world as a whole.

Malware encounter and infection rate trends in Croatia and worldwide

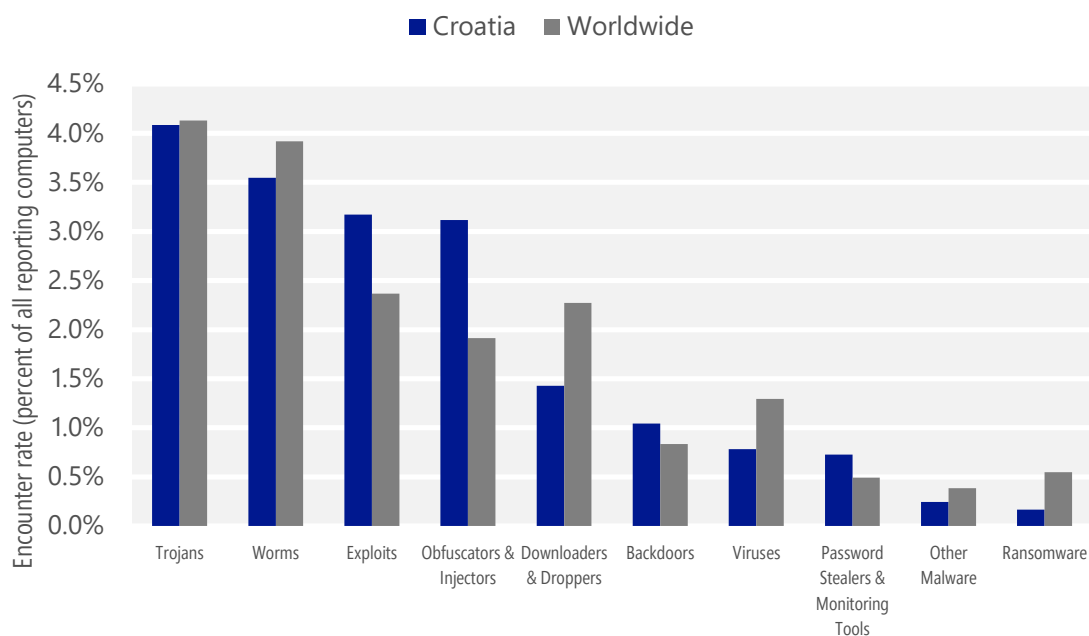


See the Worldwide Threat Assessment section of [Microsoft Security Intelligence Report, Volume 18](http://www.microsoft.com/sir) at [www.microsoft.com/sir](http://www.microsoft.com/sir) for more information about threats in Croatia and around the world, and for explanations of the methods and terms used here.



## Malware categories

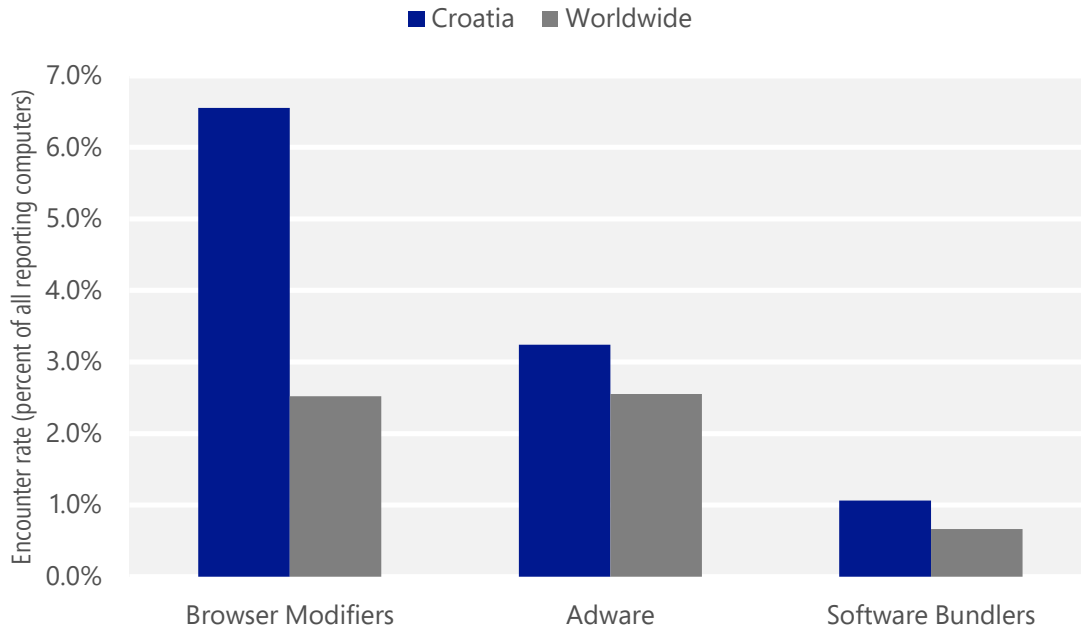
Malware encountered in Croatia in 4Q14, by category



- The most common malware category in Croatia in 4Q14 was Trojans. It was encountered by 4.1 percent of all computers there, down from 5.5 percent in 3Q14.
- The second most common malware category in Croatia in 4Q14 was Worms. It was encountered by 3.5 percent of all computers there, up from 3.1 percent in 3Q14.
- The third most common malware category in Croatia in 4Q14 was Exploits, which was encountered by 3.2 percent of all computers there, up from 2.9 percent in 3Q14.

## Unwanted software categories

Unwanted software encountered in Croatia in 4Q14, by category



- The most common unwanted software category in Croatia in 4Q14 was Browser Modifiers. It was encountered by 6.5 percent of all computers there, up from 6.5 percent in 3Q14.
- The second most common unwanted software category in Croatia in 4Q14 was Adware. It was encountered by 3.2 percent of all computers there, up from 0.5 percent in 3Q14.
- The third most common unwanted software category in Croatia in 4Q14 was Software Bundlers, which was encountered by 1.1 percent of all computers there, up from 0.1 percent in 3Q14.

## Top malware families by encounter rate

The most common malware families encountered in Croatia in 4Q14

	Family	Most significant category	% of reporting computers
1	<a href="#">Win32/Obfuscator</a>	Obfuscators & Injectors	2.1%
2	<a href="#">Win32/Anogre</a>	Exploits	1.8%
3	<a href="#">JS/Axpergle</a>	Exploits	1.0%
4	<a href="#">INF/Autorun</a>	Obfuscators & Injectors	0.9%
5	<a href="#">Win32/Gamarue</a>	Worms	0.8%
6	<a href="#">Win32/Conficker</a>	Worms	0.6%
7	<a href="#">VBS/Jenxcus</a>	Worms	0.5%
8	<a href="#">Win32/Dynamer</a>	Trojans	0.4%
9	<a href="#">Win32/Helompy</a>	Worms	0.4%
10	<a href="#">Win32/Brontok</a>	Worms	0.4%

- The most common malware family encountered in Croatia in 4Q14 was [Win32/Obfuscator](#), which was encountered by 2.1 percent of reporting computers there. [Win32/Obfuscator](#) is a generic detection for programs that have had their purpose disguised to hinder analysis or detection by antivirus scanners. Such programs commonly employ a combination of methods, including encryption, compression, anti-debugging and anti-emulation techniques.
- The second most common malware family encountered in Croatia in 4Q14 was [Win32/Anogre](#), which was encountered by 1.8 percent of reporting computers there. [Win32/Anogre](#) is a threat that exploits a vulnerability addressed by Microsoft Security Bulletin MS11-087. This vulnerability can allow a hacker to install programs, view, change, or delete data or create new accounts with full administrative privileges.
- The third most common malware family encountered in Croatia in 4Q14 was [JS/Axpergle](#), which was encountered by 1.0 percent of reporting computers there. [JS/Axpergle](#) is a detection for the Angler exploit kit, which exploits vulnerabilities in recent versions of Internet Explorer, Silverlight, Adobe Flash Player, and Java to install malware.
- The fourth most common malware family encountered in Croatia in 4Q14 was [INF/Autorun](#), which was encountered by 0.9 percent of reporting computers there. [INF/Autorun](#) is a family of worms that spreads by copying itself to the mapped drives of an infected computer. The mapped drives may include network or removable drives.

## Top unwanted software families by encounter rate

The most common unwanted software families encountered in Croatia in 4Q14

	Family	Most significant category	% of reporting computers
1	<a href="#">Win32/Couponruc</a>	Browser Modifiers	4.6%
2	<a href="#">Win32/Defaulttab</a>	Browser Modifiers	2.3%
3	<a href="#">Win32/Costmin</a>	Adware	1.7%
4	<a href="#">Win32/BetterSurf</a>	Adware	1.3%
5	<a href="#">Win32/Gofilexpress</a>	Software Bundlers	0.8%

- The most common unwanted software family encountered in Croatia in 4Q14 was [Win32/Couponruc](#), which was encountered by 4.6 percent of reporting computers there. [Win32/Couponruc](#) is a browser modifier that changes browser settings and may also modify some computer and Internet settings.
- The second most common unwanted software family encountered in Croatia in 4Q14 was [Win32/Defaulttab](#), which was encountered by 2.3 percent of reporting computers there. [Win32/Defaulttab](#) is a browser modifier that redirects web browser searches and prevents the user from changing browser settings.
- The third most common unwanted software family encountered in Croatia in 4Q14 was [Win32/Costmin](#), which was encountered by 1.7 percent of reporting computers there. [Win32/Costmin](#) is an adware family that installs itself as a browser extension for Internet Explorer, Mozilla Firefox, and Google Chrome, and displays advertisements as the user browses the Internet.

## Top threat families by infection rate

The most common malware families by infection rate in Croatia in 4Q14

	Family	Most significant category	Infection rate (CCM)
1	<a href="#">JS/Kilim</a>	Trojans	1.3
2	<a href="#">Win32/Sality</a>	Viruses	0.8
3	<a href="#">Win32/Helompy</a>	Worms	0.6
4	<a href="#">VBS/Jenxcus</a>	Worms	0.6
5	<a href="#">Win32/Brontok</a>	Worms	0.6
6	<a href="#">Win32/Gamarue</a>	Worms	0.4
7	<a href="#">Win32/Zbot</a>	Password Stealers & Monitoring Tools	0.3
8	<a href="#">Win32/Sefnit</a>	Trojans	0.3
9	<a href="#">MSIL/Bladabindi</a>	Backdoors	0.2
10	<a href="#">JS/Miuref</a>	Trojans	0.2

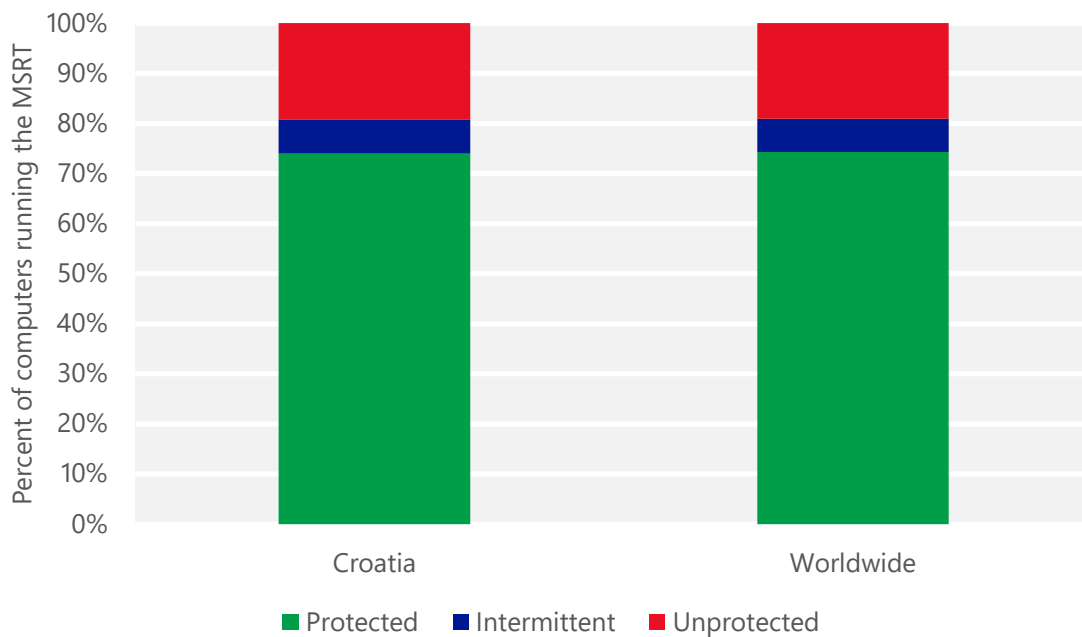
- The most common threat family infecting computers in Croatia in 4Q14 was [JS/Kilim](#), which was detected and removed from 1.3 of every 1,000 unique computers scanned by the MSRT. [JS/Kilim](#) is a trojan that hijacks the user's Facebook, Twitter, or YouTube account to promote pages. It may post hyperlinks or like pages on Facebook, post comments on YouTube videos, or follow profiles and send direct messages on Twitter without permission.
- The second most common threat family infecting computers in Croatia in 4Q14 was [Win32/Sality](#), which was detected and removed from 0.8 of every 1,000 unique computers scanned by the MSRT. [Win32/Sality](#) is a family of polymorphic file infectors that target executable files with the extensions .scr or .exe. They may execute a damaging payload that deletes files with certain extensions and terminates security-related processes and services.
- The third most common threat family infecting computers in Croatia in 4Q14 was [Win32/Helompy](#), which was detected and removed from 0.6 of every 1,000 unique computers scanned by the MSRT. [Win32/Helompy](#) is a worm that spreads via removable drives and attempts to capture and steal authentication details for a number of different websites or online services.
- The fourth most common threat family infecting computers in Croatia in 4Q14 was [VBS/Jenxcus](#), which was detected and removed from 0.6 of every 1,000 unique computers scanned by the MSRT. [VBS/Jenxcus](#) is a worm that gives an attacker control of the computer. It is spread by infected removable drives, like USB flash drives. It can also be downloaded within a torrent file.

## Security software use

Recent releases of the MSRT collect and report details about the state of real-time antimalware software on a computer, if the computer's administrator has chosen to opt in to provide data to Microsoft. This telemetry data makes it possible to analyze security software usage patterns around the world and correlate them with infection rates.

A typical computer runs the MSRT three times each quarter, once for each monthly version of the tool that Microsoft releases. In the figure below, "Protected" represents computers that had real-time security software active and up-to-date every time the MSRT ran during a quarter; "Intermittently protected" represents computers that had security software active during one or more MSRT executions, but not all of them; and "Unprotected" represents computers that did not have security software active during any MSRT executions that quarter.

Percent of computers in Croatia and worldwide protected by real-time security software in 4Q14



## Drive-by download sites

A *drive-by download* site is a website that hosts one or more exploits that target vulnerabilities in web browsers and browser add-ons. Users with vulnerable computers can be infected with malware simply by visiting such a website, even without attempting to download anything. Drive-by download pages are usually hosted on legitimate Web sites to which an attacker has posted exploit code. Attackers gain access to legitimate sites through intrusion or by posting malicious code to a poorly secured web form, like a comment field on a blog. Compromised sites can be hosted anywhere in the world and concern nearly any subject imaginable, making it difficult for even an experienced user to identify a compromised site from a list of search results.

Search engines such as Bing have taken a number of measures to help protect users from drive-by downloads. As Bing indexes the web, pages are assessed for malicious elements or malicious behavior. Clicking the link in the list of search results displays a prominent warning, saying that the page may contain malicious software.

At the end of 3Q14, Bing detected 0.21 drive-by download URLs for every 1,000 URLs hosted in Croatia, compared to 0.41 worldwide. At the end of 4Q14, Bing detected 0.14 drive-by download URLs for every 1,000 URLs hosted in Croatia, compared to 0.45 worldwide.

Drive-by download pages per 1,000 URLs hosted in Croatia and worldwide

Metric	October 1, 2014	January 1, 2015
Drive-by download pages per 1,000 URLs, Croatia	0.21	0.14
<i>Drive-by download pages per 1,000 URLs worldwide</i>	<i>0.41</i>	<i>0.45</i>





# Cyprus

The statistics presented here are generated by Microsoft security programs and services running on computers in Cyprus in 4Q14 and previous quarters. This data is provided from administrators or users who choose to opt in to provide data to Microsoft, using IP address geolocation to determine country or region.

On computers running real-time security software, most attempts by malware to infect computers are blocked before they succeed. Therefore, for a comprehensive understanding of the malware landscape, it's important to consider infection attempts that are blocked as well as infections that are removed. For this reason, Microsoft uses two different metrics to measure malware prevalence:

- *Encounter rate* is simply the percentage of computers running Microsoft real-time security products that report a malware encounter, whether the infection attempt succeeds or not.
- *Computers cleaned per mille*, or *CCM*, is an infection rate metric that is defined as the number of computers cleaned for every 1,000 unique computers executing the Malicious Software Removal Tool (MSRT), a free tool distributed through Microsoft update services that removes more than 200 highly prevalent or serious threats from computers.

Infection rate statistics for Cyprus

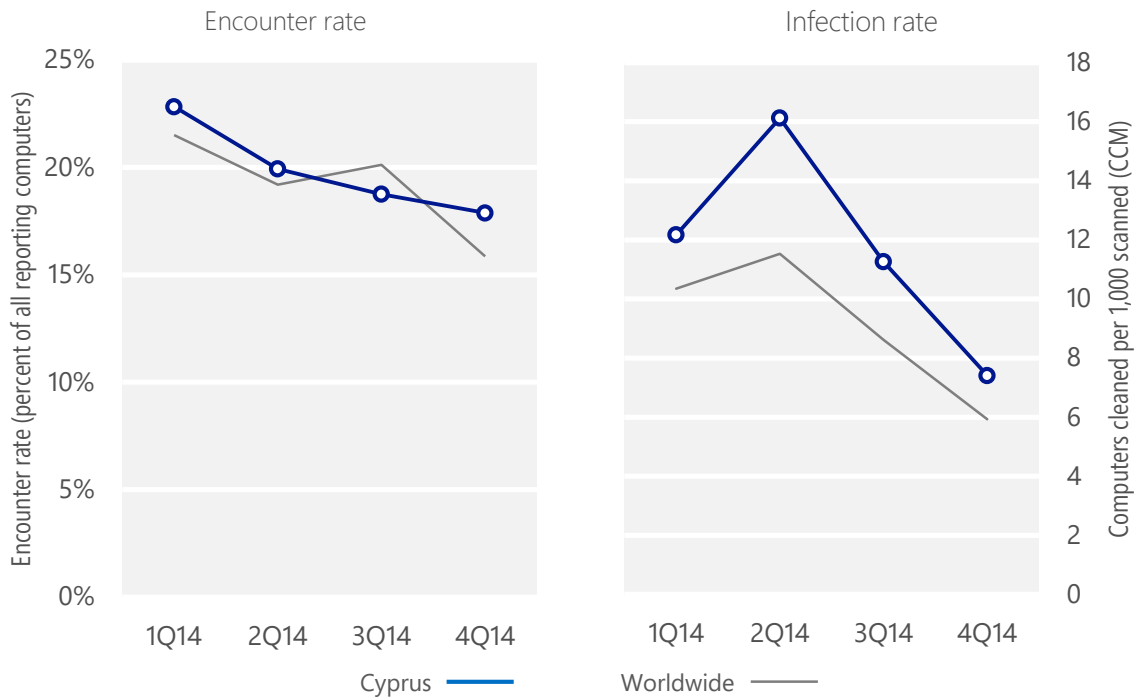
Metric	1Q14	2Q14	3Q14	4Q14
Encounter rate, Cyprus	22.8%	19.9%	18.8%	17.9%
Worldwide encounter rate	21.5%	19.2%	20.1%	15.9%
CCM, Cyprus	12.2	16.1	11.3	7.4
Worldwide CCM	10.3	11.5	8.6	5.9

Encounter and infection rates reported here do not include totals for the Brantall, Filcoute, and Rotbrow malware families. See pages 57–64 of [Microsoft Security Intelligence Report, Volume 17](#) for an explanation of this decision.

## Encounter and infection rate trends

In 4Q14, 17.9% percent of computers in Cyprus encountered malware, compared to the 4Q14 worldwide encounter rate of 15.9 percent. In addition, the MSRT detected and removed malware from 7.4 of every 1,000 unique computers scanned in Cyprus in 4Q14 (a CCM score of 7.4, compared to the 4Q14 worldwide CCM of 5.9). The following figure shows the encounter and infection rate trends for Cyprus over the last four quarters, compared to the world as a whole.

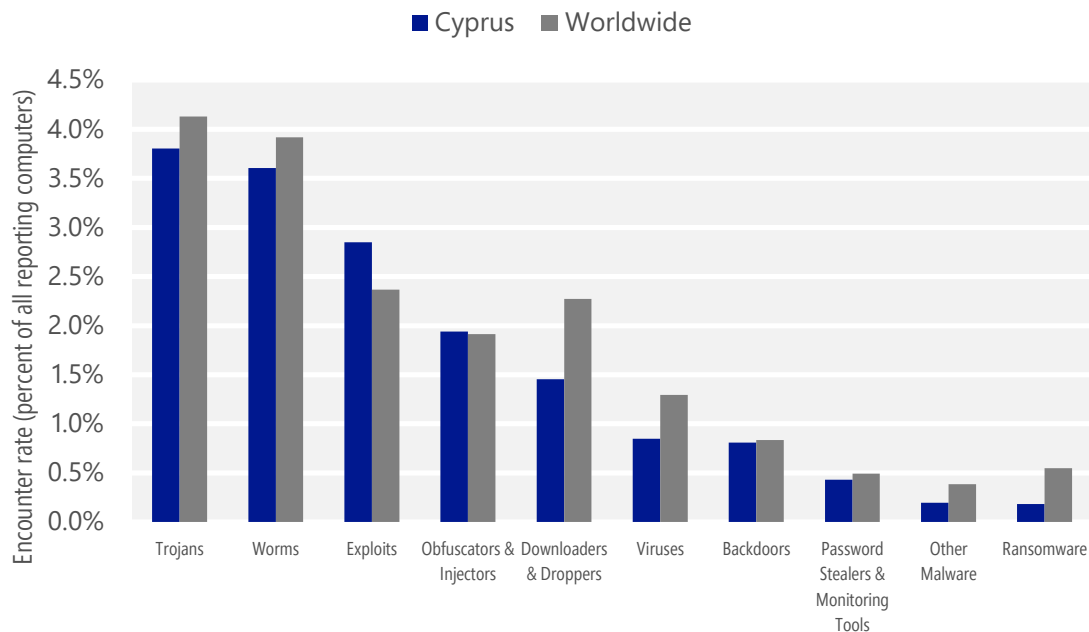
Malware encounter and infection rate trends in Cyprus and worldwide



See the Worldwide Threat Assessment section of [Microsoft Security Intelligence Report, Volume 18](http://www.microsoft.com/sir) at [www.microsoft.com/sir](http://www.microsoft.com/sir) for more information about threats in Cyprus and around the world, and for explanations of the methods and terms used here.

## Malware categories

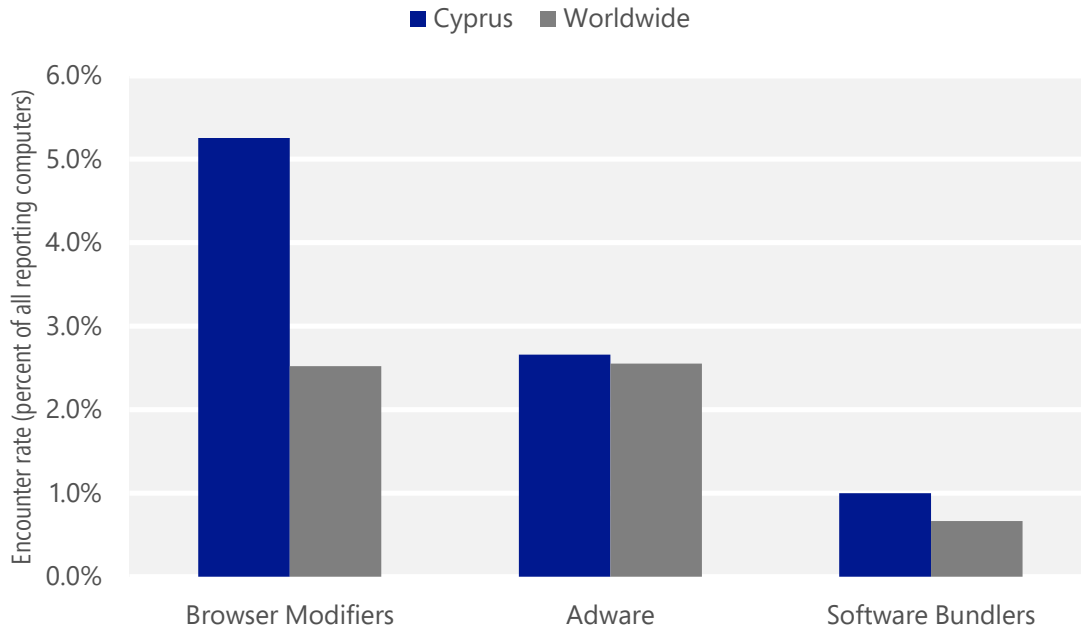
Malware encountered in Cyprus in 4Q14, by category



- The most common malware category in Cyprus in 4Q14 was Trojans. It was encountered by 3.8 percent of all computers there, down from 5.7 percent in 3Q14.
- The second most common malware category in Cyprus in 4Q14 was Worms. It was encountered by 3.6 percent of all computers there, up from 3.6 percent in 3Q14.
- The third most common malware category in Cyprus in 4Q14 was Exploits, which was encountered by 2.8 percent of all computers there, down from 2.9 percent in 3Q14.

## Unwanted software categories

Unwanted software encountered in Cyprus in 4Q14, by category



- The most common unwanted software category in Cyprus in 4Q14 was Browser Modifiers. It was encountered by 5.3 percent of all computers there, down from 5.8 percent in 3Q14.
- The second most common unwanted software category in Cyprus in 4Q14 was Adware. It was encountered by 2.7 percent of all computers there, up from 1.1 percent in 3Q14.
- The third most common unwanted software category in Cyprus in 4Q14 was Software Bundlers, which was encountered by 1.0 percent of all computers there, up from 0.2 percent in 3Q14.

## Top malware families by encounter rate

The most common malware families encountered in Cyprus in 4Q14

	Family	Most significant category	% of reporting computers
1	<a href="#">JS/Axpergle</a>	Exploits	2.0%
2	<a href="#">INF/Autorun</a>	Obfuscators & Injectors	1.3%
3	<a href="#">Win32/Obfuscator</a>	Obfuscators & Injectors	1.0%
4	<a href="#">Win32/Gamarue</a>	Worms	0.9%

- The most common malware family encountered in Cyprus in 4Q14 was [JS/Axpergle](#), which was encountered by 2.0 percent of reporting computers there. [JS/Axpergle](#) is a detection for the Angler exploit kit, which exploits vulnerabilities in recent versions of Internet Explorer, Silverlight, Adobe Flash Player, and Java to install malware.
- The second most common malware family encountered in Cyprus in 4Q14 was [INF/Autorun](#), which was encountered by 1.3 percent of reporting computers there. [INF/Autorun](#) is a family of worms that spreads by copying itself to the mapped drives of an infected computer. The mapped drives may include network or removable drives.
- The third most common malware family encountered in Cyprus in 4Q14 was [Win32/Obfuscator](#), which was encountered by 1.0 percent of reporting computers there. [Win32/Obfuscator](#) is a generic detection for programs that have had their purpose disguised to hinder analysis or detection by antivirus scanners. Such programs commonly employ a combination of methods, including encryption, compression, anti-debugging and anti-emulation techniques.
- The fourth most common malware family encountered in Cyprus in 4Q14 was [Win32/Gamarue](#), which was encountered by 0.9 percent of reporting computers there. [Win32/Gamarue](#) is a worm that is commonly distributed via exploit kits and social engineering. Variants have been observed stealing information from the local computer and communicating with command-and-control (C&C) servers managed by attackers.

## Top unwanted software families by encounter rate

The most common unwanted software families encountered in Cyprus in 4Q14

	Family	Most significant category	% of reporting computers
1	<a href="#">Win32/Couponruc</a>	Browser Modifiers	3.8%
2	<a href="#">Win32/Defaulttab</a>	Browser Modifiers	1.7%
3	<a href="#">Win32/Costmin</a>	Adware	1.1%
4	<a href="#">Win32/BetterSurf</a>	Adware	1.1%
5	<a href="#">Win32/Gofileexpress</a>	Software Bundlers	0.7%

- The most common unwanted software family encountered in Cyprus in 4Q14 was [Win32/Couponruc](#), which was encountered by 3.8 percent of reporting computers there. [Win32/Couponruc](#) is a browser modifier that changes browser settings and may also modify some computer and Internet settings.
- The second most common unwanted software family encountered in Cyprus in 4Q14 was [Win32/Defaulttab](#), which was encountered by 1.7 percent of reporting computers there. [Win32/Defaulttab](#) is a browser modifier that redirects web browser searches and prevents the user from changing browser settings.
- The third most common unwanted software family encountered in Cyprus in 4Q14 was [Win32/Costmin](#), which was encountered by 1.1 percent of reporting computers there. [Win32/Costmin](#) is an adware family that installs itself as a browser extension for Internet Explorer, Mozilla Firefox, and Google Chrome, and displays advertisements as the user browses the Internet.

## Top threat families by infection rate

The most common malware families by infection rate in Cyprus in 4Q14

	Family	Most significant category	Infection rate (CCM)
1	<a href="#">Win32/Gamarue</a>	Worms	1.1
2	<a href="#">Win32/Sality</a>	Viruses	0.8
3	<a href="#">VBS/Jenxcus</a>	Worms	0.7
4	<a href="#">JS/Kilim</a>	Trojans	0.6
5	<a href="#">Win32/Brontok</a>	Worms	0.5
6	<a href="#">Win32/Sefnit</a>	Trojans	0.4
7	<a href="#">Win32/Ramnit</a>	Trojans	0.4
8	<a href="#">Win32/Wysotot</a>	Trojans	0.3
9	<a href="#">MSIL/Bladabindi</a>	Backdoors	0.3
10	<a href="#">Win32/Zbot</a>	Password Stealers & Monitoring Tools	0.2

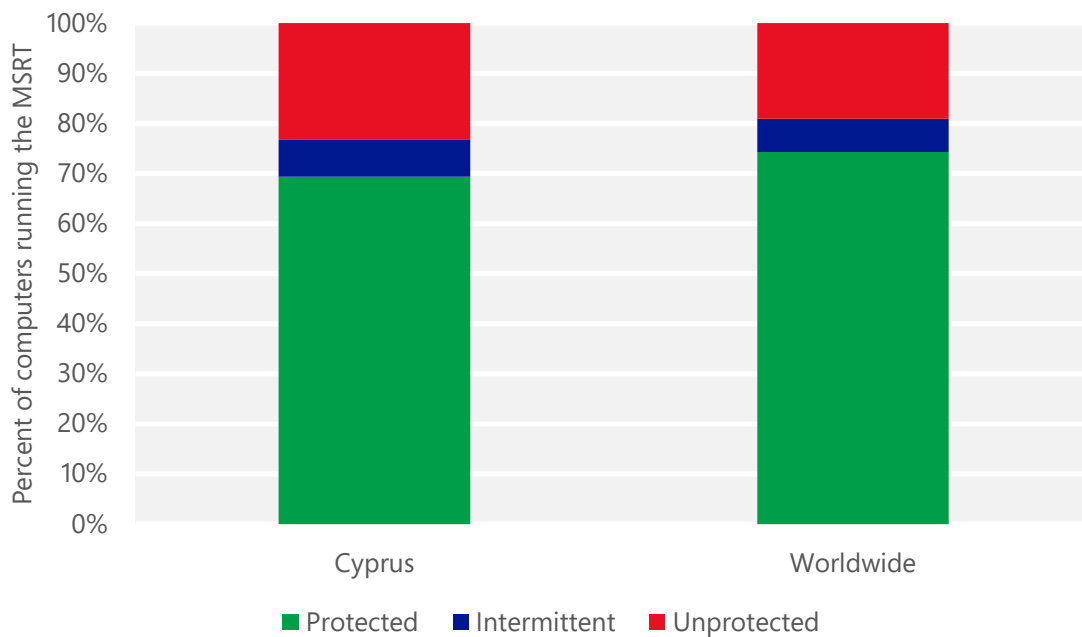
- The most common threat family infecting computers in Cyprus in 4Q14 was [Win32/Gamarue](#), which was detected and removed from 1.1 of every 1,000 unique computers scanned by the MSRT. [Win32/Gamarue](#) is a worm that is commonly distributed via exploit kits and social engineering. Variants have been observed stealing information from the local computer and communicating with command-and-control (C&C) servers managed by attackers.
- The second most common threat family infecting computers in Cyprus in 4Q14 was [Win32/Sality](#), which was detected and removed from 0.8 of every 1,000 unique computers scanned by the MSRT. [Win32/Sality](#) is a family of polymorphic file infectors that target executable files with the extensions .scr or .exe. They may execute a damaging payload that deletes files with certain extensions and terminates security-related processes and services.
- The third most common threat family infecting computers in Cyprus in 4Q14 was [VBS/Jenxcus](#), which was detected and removed from 0.7 of every 1,000 unique computers scanned by the MSRT. [VBS/Jenxcus](#) is a worm that gives an attacker control of the computer. It is spread by infected removable drives, like USB flash drives. It can also be downloaded within a torrent file.
- The fourth most common threat family infecting computers in Cyprus in 4Q14 was [JS/Kilim](#), which was detected and removed from 0.6 of every 1,000 unique computers scanned by the MSRT. [JS/Kilim](#) is a trojan that hijacks the user's Facebook, Twitter, or YouTube account to promote pages. It may post hyperlinks or like pages on Facebook, post comments on YouTube videos, or follow profiles and send direct messages on Twitter without permission.

## Security software use

Recent releases of the MSRT collect and report details about the state of real-time antimalware software on a computer, if the computer's administrator has chosen to opt in to provide data to Microsoft. This telemetry data makes it possible to analyze security software usage patterns around the world and correlate them with infection rates.

A typical computer runs the MSRT three times each quarter, once for each monthly version of the tool that Microsoft releases. In the figure below, "Protected" represents computers that had real-time security software active and up-to-date every time the MSRT ran during a quarter; "Intermittently protected" represents computers that had security software active during one or more MSRT executions, but not all of them; and "Unprotected" represents computers that did not have security software active during any MSRT executions that quarter.

Percent of computers in Cyprus and worldwide protected by real-time security software in 4Q14





## Drive-by download sites

A *drive-by download* site is a website that hosts one or more exploits that target vulnerabilities in web browsers and browser add-ons. Users with vulnerable computers can be infected with malware simply by visiting such a website, even without attempting to download anything. Drive-by download pages are usually hosted on legitimate Web sites to which an attacker has posted exploit code. Attackers gain access to legitimate sites through intrusion or by posting malicious code to a poorly secured web form, like a comment field on a blog. Compromised sites can be hosted anywhere in the world and concern nearly any subject imaginable, making it difficult for even an experienced user to identify a compromised site from a list of search results.

Search engines such as Bing have taken a number of measures to help protect users from drive-by downloads. As Bing indexes the web, pages are assessed for malicious elements or malicious behavior. Clicking the link in the list of search results displays a prominent warning, saying that the page may contain malicious software.

At the end of 3Q14, Bing detected 1.45 drive-by download URLs for every 1,000 URLs hosted in Cyprus, compared to 0.41 worldwide. At the end of 4Q14, Bing detected 1.29 drive-by download URLs for every 1,000 URLs hosted in Cyprus, compared to 0.45 worldwide.

Drive-by download pages per 1,000 URLs hosted in Cyprus and worldwide

Metric	October 1, 2014	January 1, 2015
Drive-by download pages per 1,000 URLs, Cyprus	1.45	1.29
<i>Drive-by download pages per 1,000 URLs worldwide</i>	<i>0.41</i>	<i>0.45</i>



# Czech Republic

The statistics presented here are generated by Microsoft security programs and services running on computers in the Czech Republic in 4Q14 and previous quarters. This data is provided from administrators or users who choose to opt in to provide data to Microsoft, using IP address geolocation to determine country or region.

On computers running real-time security software, most attempts by malware to infect computers are blocked before they succeed. Therefore, for a comprehensive understanding of the malware landscape, it's important to consider infection attempts that are blocked as well as infections that are removed. For this reason, Microsoft uses two different metrics to measure malware prevalence:

- *Encounter rate* is simply the percentage of computers running Microsoft real-time security products that report a malware encounter, whether the infection attempt succeeds or not.
- *Computers cleaned per mille*, or *CCM*, is an infection rate metric that is defined as the number of computers cleaned for every 1,000 unique computers executing the Malicious Software Removal Tool (MSRT), a free tool distributed through Microsoft update services that removes more than 200 highly prevalent or serious threats from computers.

Infection rate statistics for the Czech Republic

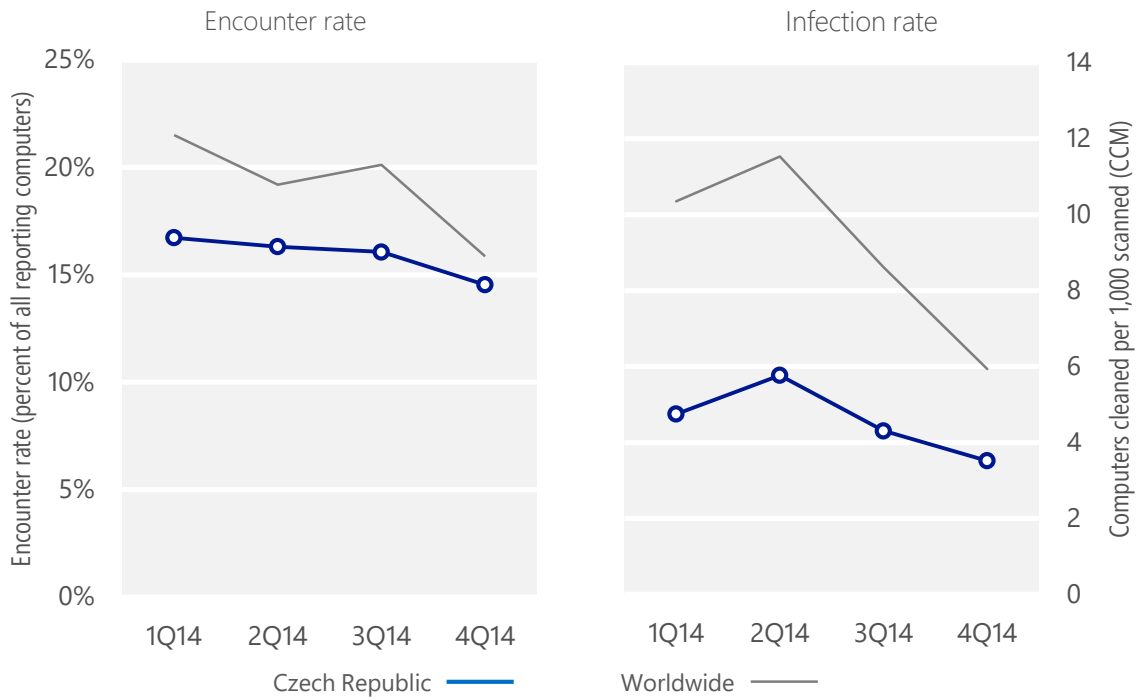
Metric	1Q14	2Q14	3Q14	4Q14
Encounter rate, Czech Republic	16.7%	16.3%	16.1%	14.5%
Worldwide encounter rate	21.5%	19.2%	20.1%	15.9%
CCM, Czech Republic	4.7	5.8	4.3	3.5
Worldwide CCM	10.3	11.5	8.6	5.9

Encounter and infection rates reported here do not include totals for the Brantall, Filcoute, and Rotbrow malware families. See pages 57–64 of [Microsoft Security Intelligence Report, Volume 17](#) for an explanation of this decision.

## Encounter and infection rate trends

In 4Q14, 14.5% percent of computers in the Czech Republic encountered malware, compared to the 4Q14 worldwide encounter rate of 15.9 percent. In addition, the MSRT detected and removed malware from 3.5 of every 1,000 unique computers scanned in the Czech Republic in 4Q14 (a CCM score of 3.5, compared to the 4Q14 worldwide CCM of 5.9). The following figure shows the encounter and infection rate trends for the Czech Republic over the last four quarters, compared to the world as a whole.

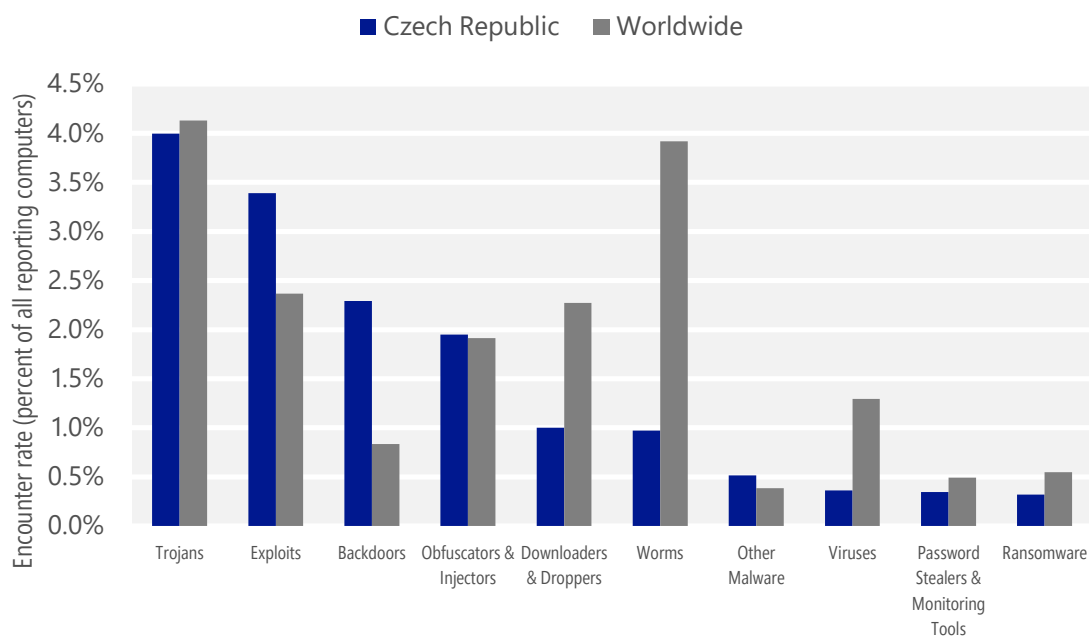
Malware encounter and infection rate trends in the Czech Republic and worldwide



See the Worldwide Threat Assessment section of [Microsoft Security Intelligence Report, Volume 18](http://www.microsoft.com/sir) at [www.microsoft.com/sir](http://www.microsoft.com/sir) for more information about threats in the Czech Republic and around the world, and for explanations of the methods and terms used here.

## Malware categories

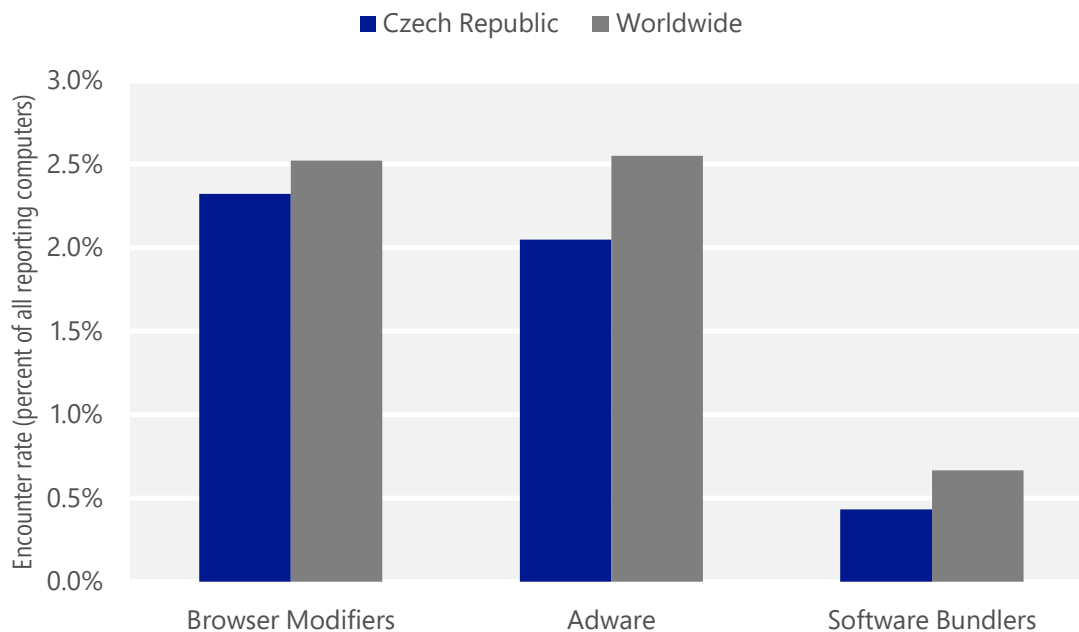
Malware encountered in the Czech Republic in 4Q14, by category



- The most common malware category in the Czech Republic in 4Q14 was Trojans. It was encountered by 4.0 percent of all computers there, down from 5.4 percent in 3Q14.
- The second most common malware category in the Czech Republic in 4Q14 was Exploits. It was encountered by 3.4 percent of all computers there, up from 3.2 percent in 3Q14.
- The third most common malware category in the Czech Republic in 4Q14 was Backdoors, which was encountered by 2.3 percent of all computers there, down from 2.7 percent in 3Q14.

## Unwanted software categories

Unwanted software encountered in the Czech Republic in 4Q14, by category



- The most common unwanted software category in the Czech Republic in 4Q14 was Browser Modifiers. It was encountered by 2.3 percent of all computers there, down from 4.0 percent in 3Q14.
- The second most common unwanted software category in the Czech Republic in 4Q14 was Adware. It was encountered by 2.0 percent of all computers there, up from 0.3 percent in 3Q14.
- The third most common unwanted software category in the Czech Republic in 4Q14 was Software Bundlers, which was encountered by 0.4 percent of all computers there, up from 0.1 percent in 3Q14.

## Top malware families by encounter rate

The most common malware families encountered in the Czech Republic in 4Q14

	Family	Most significant category	% of reporting computers
1	<a href="#">MSIL/Bladabindi</a>	Backdoors	1.8%
2	<a href="#">Win32/Anogre</a>	Exploits	1.7%
3	<a href="#">Win32/Obfuscator</a>	Obfuscators & Injectors	1.6%
4	<a href="#">JS/Axpergle</a>	Exploits	1.4%
5	<a href="#">JS/Faceliker</a>	Trojans	0.6%
6	<a href="#">Win32/Dynamer</a>	Trojans	0.5%
7	<a href="#">JS/Iframe</a>	Trojans	0.4%
8	<a href="#">Win32/Anaki</a>	Trojans	0.3%
9	<a href="#">VBS/Jenxcus</a>	Worms	0.3%
10	<a href="#">Win32/Dalexis</a>	Downloaders & Droppers	0.3%

- The most common malware family encountered in the Czech Republic in 4Q14 was [MSIL/Bladabindi](#), which was encountered by 1.8 percent of reporting computers there. [MSIL/Bladabindi](#) is a family of backdoors created by a malicious hacker tool called NJ Rat. The can steal sensitive information, download other malware, and allow backdoor access to an infected computer.
- The second most common malware family encountered in the Czech Republic in 4Q14 was [Win32/Anogre](#), which was encountered by 1.7 percent of reporting computers there. [Win32/Anogre](#) is a threat that exploits a vulnerability addressed by Microsoft Security Bulletin MS11-087. This vulnerability can allow a hacker to install programs, view, change, or delete data or create new accounts with full administrative privileges.
- The third most common malware family encountered in the Czech Republic in 4Q14 was [Win32/Obfuscator](#), which was encountered by 1.6 percent of reporting computers there. [Win32/Obfuscator](#) is a generic detection for programs that have had their purpose disguised to hinder analysis or detection by antivirus scanners. Such programs commonly employ a combination of methods, including encryption, compression, anti-debugging and anti-emulation techniques.
- The fourth most common malware family encountered in the Czech Republic in 4Q14 was [JS/Axpergle](#), which was encountered by 1.4 percent of reporting computers there. [JS/Axpergle](#) is a detection for the Angler exploit kit, which exploits vulnerabilities in recent versions of Internet Explorer, Silverlight, Adobe Flash Player, and Java to install malware.

## Top unwanted software families by encounter rate

The most common unwanted software families encountered in the Czech Republic in 4Q14

	Family	Most significant category	% of reporting computers
1	<a href="#">Win32/Couponruc</a>	Browser Modifiers	1.8%
2	<a href="#">Win32/BetterSurf</a>	Adware	1.2%
3	<a href="#">Win32/Costmin</a>	Adware	0.6%
4	<a href="#">Win32/Defaulttab</a>	Browser Modifiers	0.6%
5	<a href="#">Win32/Gofileexpress</a>	Software Bundlers	0.3%

- The most common unwanted software family encountered in the Czech Republic in 4Q14 was [Win32/Couponruc](#), which was encountered by 1.8 percent of reporting computers there. [Win32/Couponruc](#) is a browser modifier that changes browser settings and may also modify some computer and Internet settings.
- The second most common unwanted software family encountered in the Czech Republic in 4Q14 was [Win32/BetterSurf](#), which was encountered by 1.2 percent of reporting computers there. [Win32/BetterSurf](#) is adware that displays unwanted ads on search engine results pages and other websites. It may be included with software bundles that offer free applications or games.
- The third most common unwanted software family encountered in the Czech Republic in 4Q14 was [Win32/Costmin](#), which was encountered by 0.6 percent of reporting computers there. [Win32/Costmin](#) is an adware family that installs itself as a browser extension for Internet Explorer, Mozilla Firefox, and Google Chrome, and displays advertisements as the user browses the Internet.



## Top threat families by infection rate

The most common malware families by infection rate in the Czech Republic in 4Q14

	Family	Most significant category	Infection rate (CCM)
1	<a href="#">MSIL/Bladabindi</a>	Backdoors	1.3
2	<a href="#">JS/Kilim</a>	Trojans	0.7
3	<a href="#">VBS/Jenxcus</a>	Worms	0.3
4	<a href="#">Win32/Sality</a>	Viruses	0.2
5	<a href="#">Win32/Brontok</a>	Worms	0.1
6	<a href="#">Win32/Sefnit</a>	Trojans	0.1
7	<a href="#">Win32/Ramnit</a>	Trojans	0.1
8	<a href="#">Win32/Gamarue</a>	Worms	0.1
9	<a href="#">Win32/Wysotot</a>	Trojans	0.1
10	<a href="#">Win32/Zbot</a>	Password Stealers & Monitoring Tools	0.1

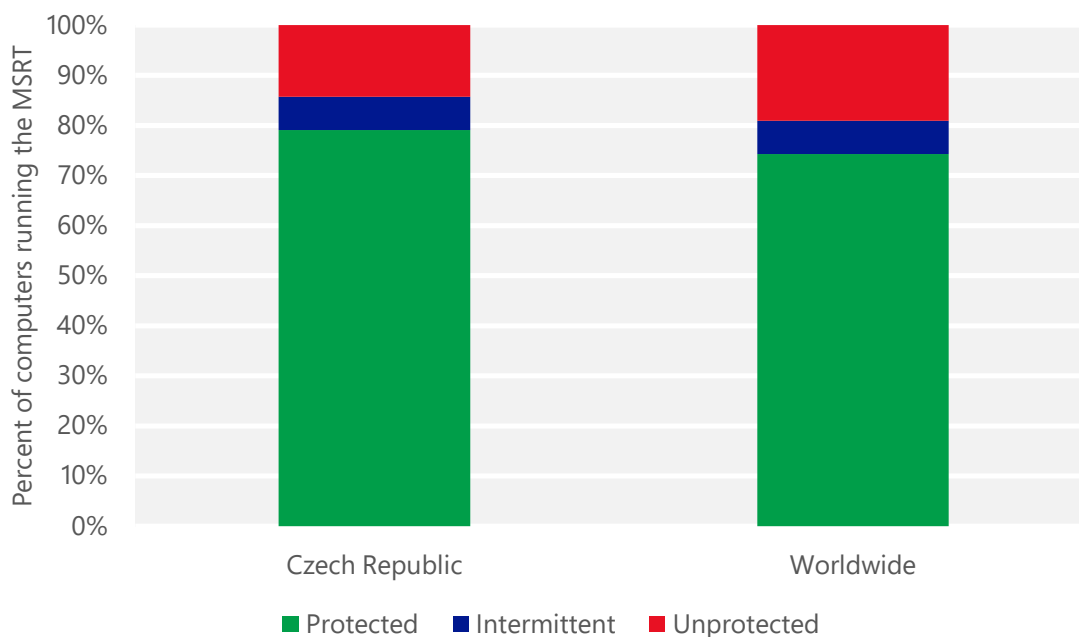
- The most common threat family infecting computers in the Czech Republic in 4Q14 was [MSIL/Bladabindi](#), which was detected and removed from 1.3 of every 1,000 unique computers scanned by the MSRT. [MSIL/Bladabindi](#) is a family of backdoors created by a malicious hacker tool called NJ Rat. The can steal sensitive information, download other malware, and allow backdoor access to an infected computer.
- The second most common threat family infecting computers in the Czech Republic in 4Q14 was [JS/Kilim](#), which was detected and removed from 0.7 of every 1,000 unique computers scanned by the MSRT. [JS/Kilim](#) is a trojan that hijacks the user's Facebook, Twitter, or YouTube account to promote pages. It may post hyperlinks or like pages on Facebook, post comments on YouTube videos, or follow profiles and send direct messages on Twitter without permission.
- The third most common threat family infecting computers in the Czech Republic in 4Q14 was [VBS/Jenxcus](#), which was detected and removed from 0.3 of every 1,000 unique computers scanned by the MSRT. [VBS/Jenxcus](#) is a worm that gives an attacker control of the computer. It is spread by infected removable drives, like USB flash drives. It can also be downloaded within a torrent file.
- The fourth most common threat family infecting computers in the Czech Republic in 4Q14 was [Win32/Sality](#), which was detected and removed from 0.2 of every 1,000 unique computers scanned by the MSRT. [Win32/Sality](#) is a family of polymorphic file infectors that target executable files with the extensions .scr or .exe. They may execute a damaging payload that deletes files with certain extensions and terminates security-related processes and services.

## Security software use

Recent releases of the MSRT collect and report details about the state of real-time antimalware software on a computer, if the computer's administrator has chosen to opt in to provide data to Microsoft. This telemetry data makes it possible to analyze security software usage patterns around the world and correlate them with infection rates.

A typical computer runs the MSRT three times each quarter, once for each monthly version of the tool that Microsoft releases. In the figure below, "Protected" represents computers that had real-time security software active and up-to-date every time the MSRT ran during a quarter; "Intermittently protected" represents computers that had security software active during one or more MSRT executions, but not all of them; and "Unprotected" represents computers that did not have security software active during any MSRT executions that quarter.

Percent of computers in the Czech Republic and worldwide protected by real-time security software in 4Q14



Drive-by download sites

A *drive-by download* site is a website that hosts one or more exploits that target vulnerabilities in web browsers and browser add-ons. Users with vulnerable computers can be infected with malware simply by visiting such a website, even without attempting to download anything. Drive-by download pages are usually hosted on legitimate Web sites to which an attacker has posted exploit code. Attackers gain access to legitimate sites through intrusion or by posting malicious code to a poorly secured web form, like a comment field on a blog. Compromised sites can be hosted anywhere in the world and concern nearly any subject imaginable, making it difficult for even an experienced user to identify a compromised site from a list of search results.

Search engines such as Bing have taken a number of measures to help protect users from drive-by downloads. As Bing indexes the web, pages are assessed for malicious elements or malicious behavior. Clicking the link in the list of search results displays a prominent warning, saying that the page may contain malicious software.

At the end of 3Q14, Bing detected 0.24 drive-by download URLs for every 1,000 URLs hosted in the Czech Republic, compared to 0.41 worldwide. At the end of 4Q14, Bing detected 0.40 drive-by download URLs for every 1,000 URLs hosted in the Czech Republic, compared to 0.45 worldwide.

Drive-by download pages per 1,000 URLs hosted in the Czech Republic and worldwide

Metric	October 1, 2014	January 1, 2015
Drive-by download pages per 1,000 URLs, Czech Republic	0.24	0.40
Drive-by download pages per 1,000 URLs worldwide	0.41	0.45



# Denmark

The statistics presented here are generated by Microsoft security programs and services running on computers in Denmark in 4Q14 and previous quarters. This data is provided from administrators or users who choose to opt in to provide data to Microsoft, using IP address geolocation to determine country or region.

On computers running real-time security software, most attempts by malware to infect computers are blocked before they succeed. Therefore, for a comprehensive understanding of the malware landscape, it's important to consider infection attempts that are blocked as well as infections that are removed. For this reason, Microsoft uses two different metrics to measure malware prevalence:

- *Encounter rate* is simply the percentage of computers running Microsoft real-time security products that report a malware encounter, whether the infection attempt succeeds or not.
- *Computers cleaned per mille*, or CCM, is an infection rate metric that is defined as the number of computers cleaned for every 1,000 unique computers executing the Malicious Software Removal Tool (MSRT), a free tool distributed through Microsoft update services that removes more than 200 highly prevalent or serious threats from computers.

Infection rate statistics for Denmark

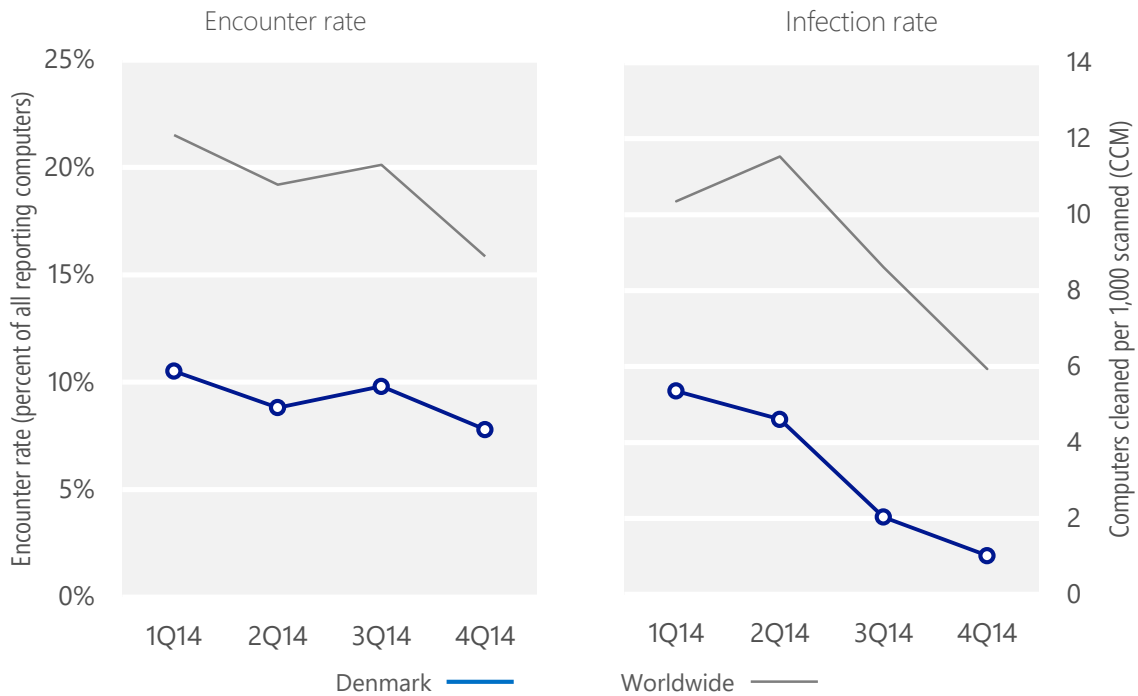
Metric	1Q14	2Q14	3Q14	4Q14
Encounter rate, Denmark	10.5%	8.8%	9.8%	7.8%
Worldwide encounter rate	21.5%	19.2%	20.1%	15.9%
CCM, Denmark	5.4	4.6	2.0	1.0
Worldwide CCM	10.3	11.5	8.6	5.9

Encounter and infection rates reported here do not include totals for the Brantall, Filcoute, and Rotbrow malware families. See pages 57–64 of [Microsoft Security Intelligence Report, Volume 17](#) for an explanation of this decision.

## Encounter and infection rate trends

In 4Q14, 7.8% percent of computers in Denmark encountered malware, compared to the 4Q14 worldwide encounter rate of 15.9 percent. In addition, the MSRT detected and removed malware from 1.0 of every 1,000 unique computers scanned in Denmark in 4Q14 (a CCM score of 1.0, compared to the 4Q14 worldwide CCM of 5.9). The following figure shows the encounter and infection rate trends for Denmark over the last four quarters, compared to the world as a whole.

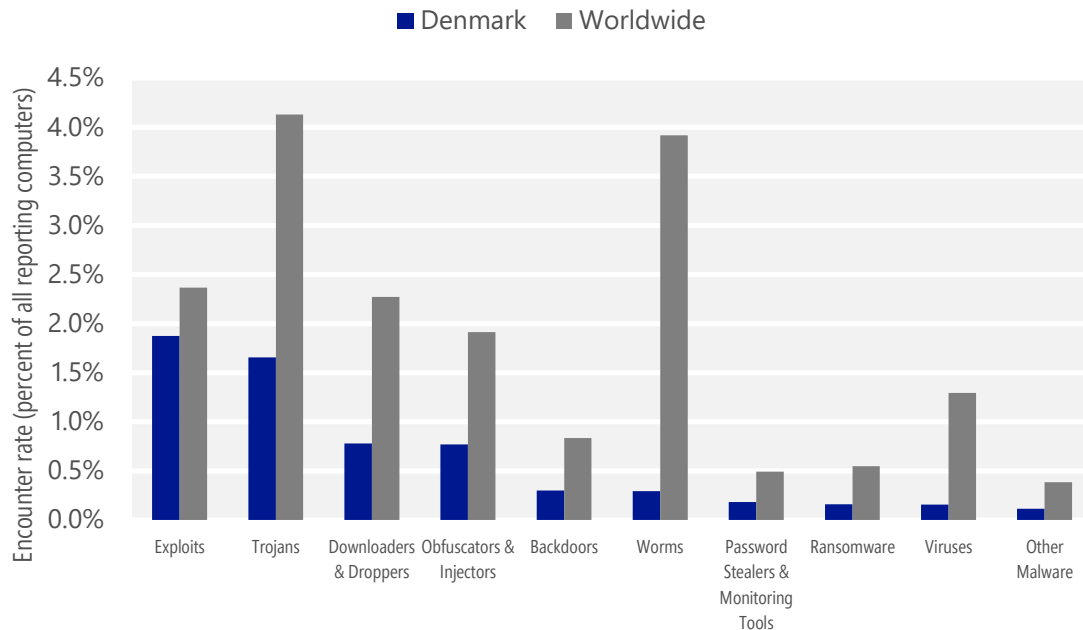
Malware encounter and infection rate trends in Denmark and worldwide



See the Worldwide Threat Assessment section of [Microsoft Security Intelligence Report, Volume 18](http://www.microsoft.com/sir) at [www.microsoft.com/sir](http://www.microsoft.com/sir) for more information about threats in Denmark and around the world, and for explanations of the methods and terms used here.

## Malware categories

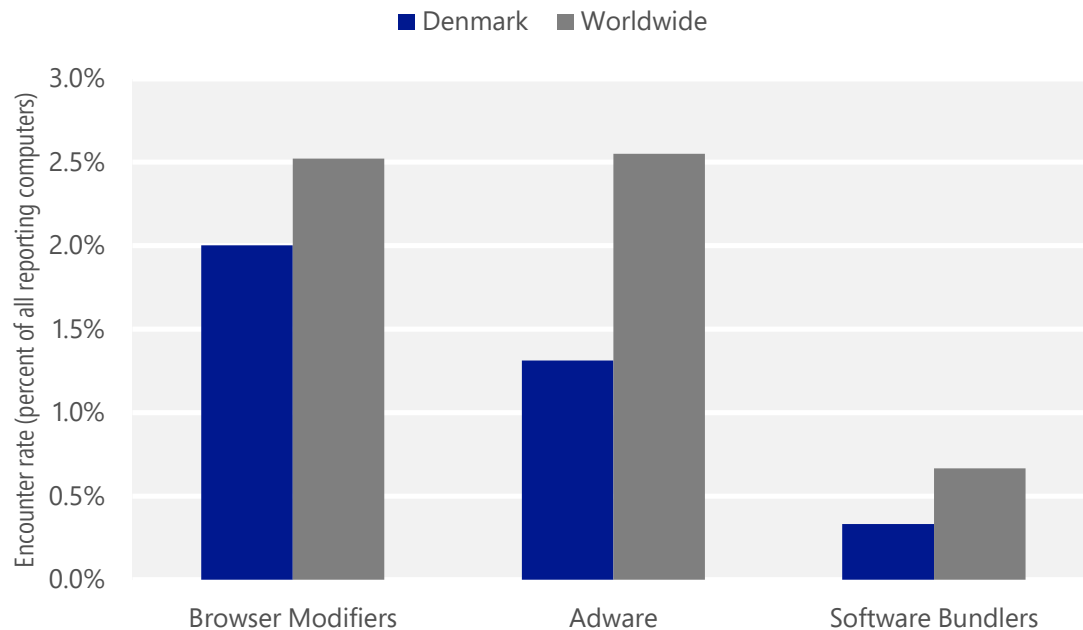
Malware encountered in Denmark in 4Q14, by category



- The most common malware category in Denmark in 4Q14 was Exploits. It was encountered by 1.9 percent of all computers there, down from 2.3 percent in 3Q14.
- The second most common malware category in Denmark in 4Q14 was Trojans. It was encountered by 1.7 percent of all computers there, down from 2.1 percent in 3Q14.
- The third most common malware category in Denmark in 4Q14 was Downloaders & Droppers, which was encountered by 0.8 percent of all computers there, down from 2.0 percent in 3Q14.

## Unwanted software categories

Unwanted software encountered in Denmark in 4Q14, by category



- The most common unwanted software category in Denmark in 4Q14 was Browser Modifiers. It was encountered by 2.0 percent of all computers there, down from 3.4 percent in 3Q14.
- The second most common unwanted software category in Denmark in 4Q14 was Adware. It was encountered by 1.3 percent of all computers there, up from 0.9 percent in 3Q14.
- The third most common unwanted software category in Denmark in 4Q14 was Software Bundlers, which was encountered by 0.3 percent of all computers there, up from 0.1 percent in 3Q14.



## Top malware families by encounter rate

The most common malware families encountered in Denmark in 4Q14

	Family	Most significant category	% of reporting computers
1	<a href="#">JS/Axpergle</a>	Exploits	1.0%
2	<a href="#">Win32/Obfuscator</a>	Obfuscators & Injectors	0.7%
3	<a href="#">Win32/Anogre</a>	Exploits	0.3%
4	<a href="#">Win32/Tugspay</a>	Downloaders & Droppers	0.2%
5	<a href="#">Win32/Sanusra</a>	Trojans	0.2%
6	<a href="#">JS/Faceliker</a>	Trojans	0.2%
7	<a href="#">JS/Atsan</a>	Exploits	0.1%
8	<a href="#">JS/Fiexp</a>	Exploits	0.1%
9	<a href="#">Win32/Reveton</a>	Ransomware	0.1%
10	<a href="#">Java/CVE-2013-1488</a>	Exploits	0.1%

- The most common malware family encountered in Denmark in 4Q14 was [JS/Axpergle](#), which was encountered by 1.0 percent of reporting computers there. [JS/Axpergle](#) is a detection for the Angler exploit kit, which exploits vulnerabilities in recent versions of Internet Explorer, Silverlight, Adobe Flash Player, and Java to install malware.
- The second most common malware family encountered in Denmark in 4Q14 was [Win32/Obfuscator](#), which was encountered by 0.7 percent of reporting computers there. [Win32/Obfuscator](#) is a generic detection for programs that have had their purpose disguised to hinder analysis or detection by antivirus scanners. Such programs commonly employ a combination of methods, including encryption, compression, anti-debugging and anti-emulation techniques.
- The third most common malware family encountered in Denmark in 4Q14 was [Win32/Anogre](#), which was encountered by 0.3 percent of reporting computers there. [Win32/Anogre](#) is a threat that exploits a vulnerability addressed by Microsoft Security Bulletin MS11-087. This vulnerability can allow a hacker to install programs, view, change, or delete data or create new accounts with full administrative privileges.
- The fourth most common malware family encountered in Denmark in 4Q14 was [Win32/Tugspay](#), which was encountered by 0.2 percent of reporting computers there. [Win32/Tugspay](#) is a downloader that spreads by posing as an installer for legitimate software, such as a Java update, or through other malware. When installed, it downloads unwanted software to the computer.

## Top unwanted software families by encounter rate

The most common unwanted software families encountered in Denmark in 4Q14

	Family	Most significant category	% of reporting computers
1	<a href="#">Win32/Couponruc</a>	Browser Modifiers	1.8%
2	<a href="#">Win32/Costmin</a>	Adware	0.6%
3	<a href="#">Win32/BetterSurf</a>	Adware	0.3%
4	<a href="#">Win32/Defaulttab</a>	Browser Modifiers	0.2%
5	<a href="#">Win32/Gofileexpress</a>	Software Bundlers	0.2%

- The most common unwanted software family encountered in Denmark in 4Q14 was [Win32/Couponruc](#), which was encountered by 1.8 percent of reporting computers there. [Win32/Couponruc](#) is a browser modifier that changes browser settings and may also modify some computer and Internet settings.
- The second most common unwanted software family encountered in Denmark in 4Q14 was [Win32/Costmin](#), which was encountered by 0.6 percent of reporting computers there. [Win32/Costmin](#) is an adware family that installs itself as a browser extension for Internet Explorer, Mozilla Firefox, and Google Chrome, and displays advertisements as the user browses the Internet.
- The third most common unwanted software family encountered in Denmark in 4Q14 was [Win32/BetterSurf](#), which was encountered by 0.3 percent of reporting computers there. [Win32/BetterSurf](#) is adware that displays unwanted ads on search engine results pages and other websites. It may be included with software bundles that offer free applications or games.

## Top threat families by infection rate

The most common malware families by infection rate in Denmark in 4Q14

	Family	Most significant category	Infection rate (CCM)
1	<a href="#">Win32/Wysotot</a>	Trojans	0.2
2	<a href="#">Win32/Sefnit</a>	Trojans	0.1
3	<a href="#">Win32/Alureon</a>	Trojans	0.1
4	<a href="#">Win32/Zbot</a>	Password Stealers & Monitoring Tools	0.1
5	<a href="#">MSIL/Bladabindi</a>	Backdoors	0.1
6	<a href="#">Win32/Sirefef</a>	Trojans	<0.1
7	<a href="#">JS/Miuref</a>	Trojans	<0.1
8	<a href="#">VBS/Jenxcus</a>	Worms	<0.1
9	<a href="#">Win32/Sality</a>	Viruses	<0.1
10	<a href="#">Win32/Brontok</a>	Worms	<0.1

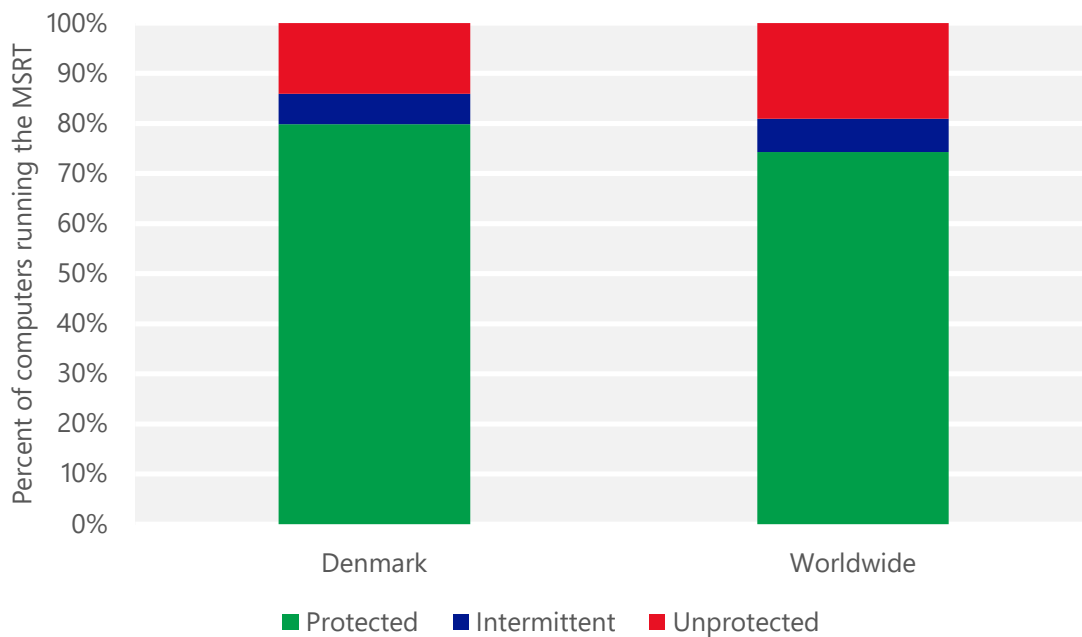
- The most common threat family infecting computers in Denmark in 4Q14 was [Win32/Wysotot](#), which was detected and removed from 0.2 of every 1,000 unique computers scanned by the MSRT. [Win32/Wysotot](#) is a threat that can change the start page of the user's web browser, and may download and install other files to the computer. It is installed by software bundlers that advertise free software or games.
- The second most common threat family infecting computers in Denmark in 4Q14 was [Win32/Sefnit](#), which was detected and removed from 0.1 of every 1,000 unique computers scanned by the MSRT. [Win32/Sefnit](#) is a family of trojans that can allow backdoor access, download files, and use the computer and Internet connection for click fraud. Some variants can monitor web browsers and hijack search results.
- The third most common threat family infecting computers in Denmark in 4Q14 was [Win32/Alureon](#), which was detected and removed from 0.1 of every 1,000 unique computers scanned by the MSRT. [Win32/Alureon](#) is a data-stealing trojan that gathers confidential information such as user names, passwords, and credit card data from incoming and outgoing Internet traffic. It may also download malicious data and modify DNS settings.
- The fourth most common threat family infecting computers in Denmark in 4Q14 was [Win32/Zbot](#), which was detected and removed from 0.1 of every 1,000 unique computers scanned by the MSRT. [Win32/Zbot](#) is a family of password stealing trojans that also contains backdoor functionality allowing unauthorized access and control of an affected computer.

## Security software use

Recent releases of the MSRT collect and report details about the state of real-time antimalware software on a computer, if the computer's administrator has chosen to opt in to provide data to Microsoft. This telemetry data makes it possible to analyze security software usage patterns around the world and correlate them with infection rates.

A typical computer runs the MSRT three times each quarter, once for each monthly version of the tool that Microsoft releases. In the figure below, "Protected" represents computers that had real-time security software active and up-to-date every time the MSRT ran during a quarter; "Intermittently protected" represents computers that had security software active during one or more MSRT executions, but not all of them; and "Unprotected" represents computers that did not have security software active during any MSRT executions that quarter.

Percent of computers in Denmark and worldwide protected by real-time security software in 4Q14



## Drive-by download sites

A *drive-by download* site is a website that hosts one or more exploits that target vulnerabilities in web browsers and browser add-ons. Users with vulnerable computers can be infected with malware simply by visiting such a website, even without attempting to download anything. Drive-by download pages are usually hosted on legitimate Web sites to which an attacker has posted exploit code. Attackers gain access to legitimate sites through intrusion or by posting malicious code to a poorly secured web form, like a comment field on a blog. Compromised sites can be hosted anywhere in the world and concern nearly any subject imaginable, making it difficult for even an experienced user to identify a compromised site from a list of search results.

Search engines such as Bing have taken a number of measures to help protect users from drive-by downloads. As Bing indexes the web, pages are assessed for malicious elements or malicious behavior. Clicking the link in the list of search results displays a prominent warning, saying that the page may contain malicious software.

At the end of 3Q14, Bing detected 0.25 drive-by download URLs for every 1,000 URLs hosted in Denmark, compared to 0.41 worldwide. At the end of 4Q14, Bing detected 0.21 drive-by download URLs for every 1,000 URLs hosted in Denmark, compared to 0.45 worldwide.

Drive-by download pages per 1,000 URLs hosted in Denmark and worldwide

Metric	October 1, 2014	January 1, 2015
Drive-by download pages per 1,000 URLs, Denmark	0.25	0.21
<i>Drive-by download pages per 1,000 URLs worldwide</i>	<i>0.41</i>	<i>0.45</i>



# Dominican Republic

The statistics presented here are generated by Microsoft security programs and services running on computers in the Dominican Republic in 4Q14 and previous quarters. This data is provided from administrators or users who choose to opt in to provide data to Microsoft, using IP address geolocation to determine country or region.

On computers running real-time security software, most attempts by malware to infect computers are blocked before they succeed. Therefore, for a comprehensive understanding of the malware landscape, it's important to consider infection attempts that are blocked as well as infections that are removed. For this reason, Microsoft uses two different metrics to measure malware prevalence:

- *Encounter rate* is simply the percentage of computers running Microsoft real-time security products that report a malware encounter, whether the infection attempt succeeds or not.
- *Computers cleaned per mille*, or *CCM*, is an infection rate metric that is defined as the number of computers cleaned for every 1,000 unique computers executing the Malicious Software Removal Tool (MSRT), a free tool distributed through Microsoft update services that removes more than 200 highly prevalent or serious threats from computers.

Infection rate statistics for the Dominican Republic

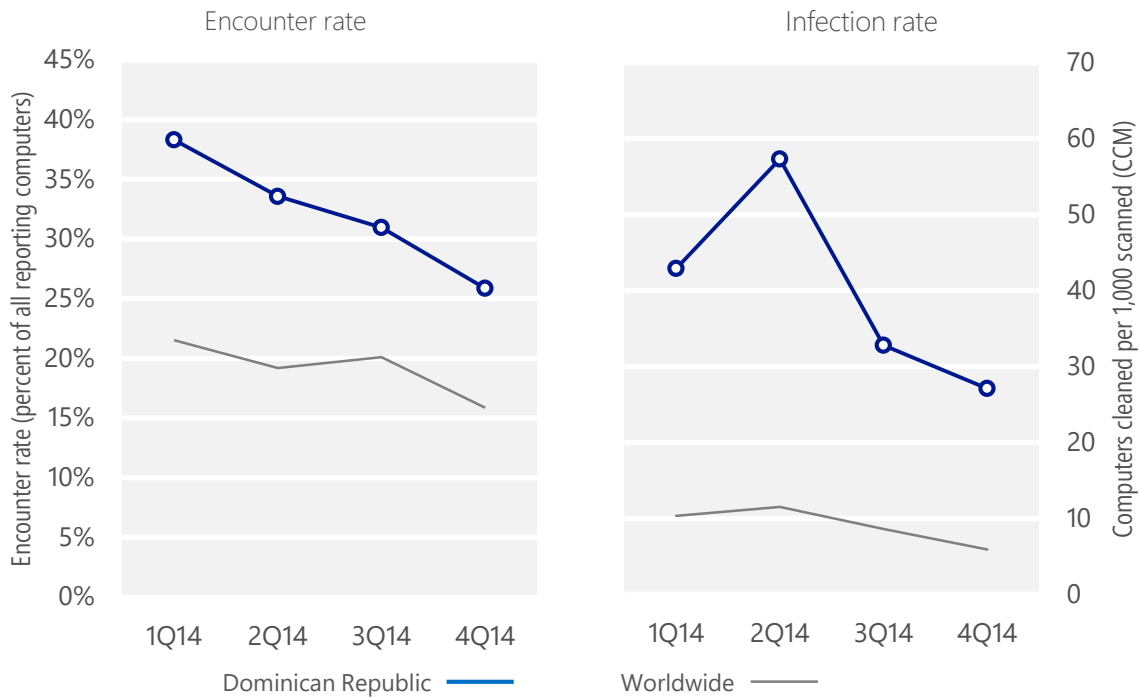
Metric	1Q14	2Q14	3Q14	4Q14
Encounter rate, Dominican Republic	38.3%	33.6%	31.0%	25.9%
Worldwide encounter rate	21.5%	19.2%	20.1%	15.9%
CCM, Dominican Republic	42.9	57.3	32.8	27.1
Worldwide CCM	10.3	11.5	8.6	5.9

Encounter and infection rates reported here do not include totals for the Brantall, Filcoute, and Rotbrow malware families. See pages 57–64 of [Microsoft Security Intelligence Report, Volume 17](#) for an explanation of this decision.

## Encounter and infection rate trends

In 4Q14, 25.9% percent of computers in the Dominican Republic encountered malware, compared to the 4Q14 worldwide encounter rate of 15.9 percent. In addition, the MSRT detected and removed malware from 27.1 of every 1,000 unique computers scanned in the Dominican Republic in 4Q14 (a CCM score of 27.1, compared to the 4Q14 worldwide CCM of 5.9). The following figure shows the encounter and infection rate trends for the Dominican Republic over the last four quarters, compared to the world as a whole.

Malware encounter and infection rate trends in the Dominican Republic and worldwide

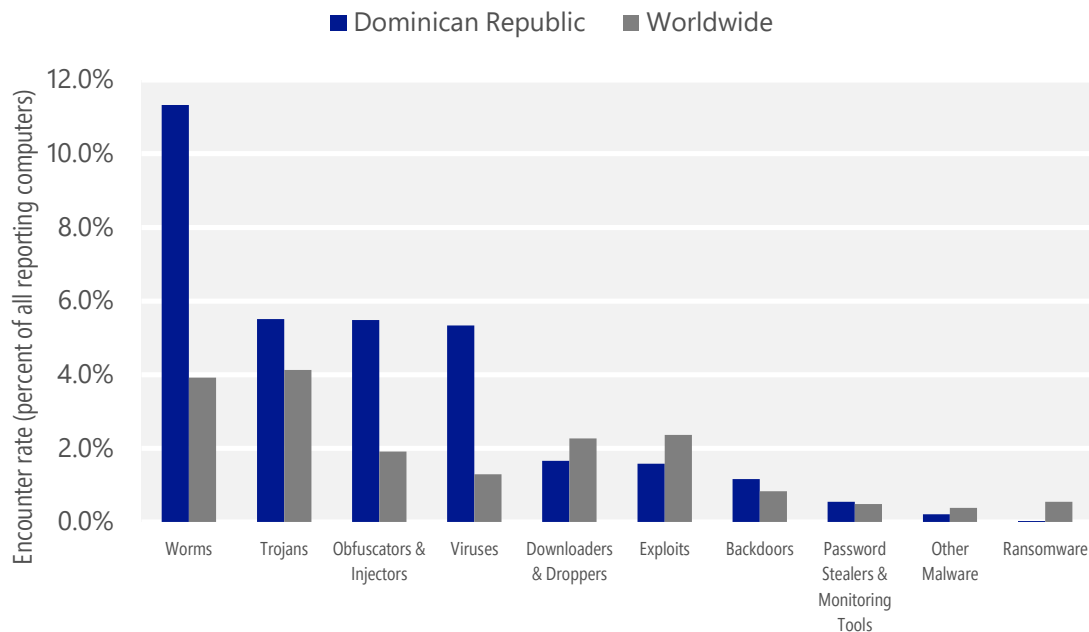


See the Worldwide Threat Assessment section of [Microsoft Security Intelligence Report, Volume 18](http://www.microsoft.com/sir) at [www.microsoft.com/sir](http://www.microsoft.com/sir) for more information about threats in the Dominican Republic and around the world, and for explanations of the methods and terms used here.



## Malware categories

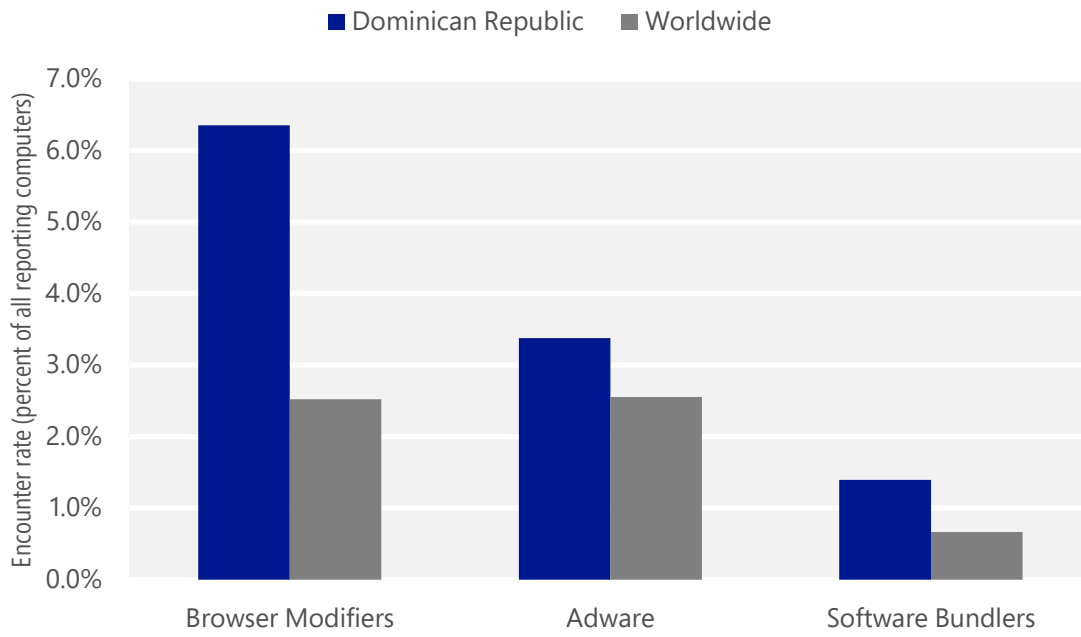
Malware encountered in the Dominican Republic in 4Q14, by category



- The most common malware category in the Dominican Republic in 4Q14 was Worms. It was encountered by 11.3 percent of all computers there, down from 13.1 percent in 3Q14.
- The second most common malware category in the Dominican Republic in 4Q14 was Trojans. It was encountered by 5.5 percent of all computers there, down from 8.9 percent in 3Q14.
- The third most common malware category in the Dominican Republic in 4Q14 was Obfuscators & Injectors, which was encountered by 5.5 percent of all computers there, down from 5.8 percent in 3Q14.

## Unwanted software categories

Unwanted software encountered in the Dominican Republic in 4Q14, by category



- The most common unwanted software category in the Dominican Republic in 4Q14 was Browser Modifiers. It was encountered by 6.3 percent of all computers there, down from 8.1 percent in 3Q14.
- The second most common unwanted software category in the Dominican Republic in 4Q14 was Adware. It was encountered by 3.4 percent of all computers there, up from 2.1 percent in 3Q14.
- The third most common unwanted software category in the Dominican Republic in 4Q14 was Software Bundlers, which was encountered by 1.4 percent of all computers there, up from 0.2 percent in 3Q14.

## Top malware families by encounter rate

The most common malware families encountered in the Dominican Republic in 4Q14

	Family	Most significant category	% of reporting computers
1	<a href="#">VBS/Jenxcus</a>	Worms	6.0%
2	<a href="#">INF/Autorun</a>	Obfuscators & Injectors	4.8%
3	<a href="#">Win32/Sality</a>	Viruses	4.3%
4	<a href="#">Win32/Gamarue</a>	Worms	2.3%
5	<a href="#">Win32/Brontok</a>	Worms	1.5%
6	<a href="#">Win32/Nuqel</a>	Worms	1.0%
7	<a href="#">Win32/Dynamer</a>	Trojans	1.0%
8	<a href="#">Win32/Conficker</a>	Worms	0.9%
9	<a href="#">Win32/CplLnk</a>	Exploits	0.9%
10	<a href="#">Win32/Obfuscator</a>	Obfuscators & Injectors	0.9%

- The most common malware family encountered in the Dominican Republic in 4Q14 was [VBS/Jenxcus](#), which was encountered by 6.0 percent of reporting computers there. [VBS/Jenxcus](#) is a worm that gives an attacker control of the computer. It is spread by infected removable drives, like USB flash drives. It can also be downloaded within a torrent file.
- The second most common malware family encountered in the Dominican Republic in 4Q14 was [INF/Autorun](#), which was encountered by 4.8 percent of reporting computers there. [INF/Autorun](#) is a family of worms that spreads by copying itself to the mapped drives of an infected computer. The mapped drives may include network or removable drives.
- The third most common malware family encountered in the Dominican Republic in 4Q14 was [Win32/Sality](#), which was encountered by 4.3 percent of reporting computers there. [Win32/Sality](#) is a family of polymorphic file infectors that target executable files with the extensions .scr or .exe. They may execute a damaging payload that deletes files with certain extensions and terminates security-related processes and services.
- The fourth most common malware family encountered in the Dominican Republic in 4Q14 was [Win32/Gamarue](#), which was encountered by 2.3 percent of reporting computers there. [Win32/Gamarue](#) is a worm that is commonly distributed via exploit kits and social engineering. Variants have been observed stealing information from the local computer and communicating with command-and-control (C&C) servers managed by attackers.

## Top unwanted software families by encounter rate

The most common unwanted software families encountered in the Dominican Republic in 4Q14

	Family	Most significant category	% of reporting computers
1	<a href="#">Win32/Couponruc</a>	Browser Modifiers	5.2%
2	<a href="#">Win32/BetterSurf</a>	Adware	1.7%
3	<a href="#">Win32/Defaulttab</a>	Browser Modifiers	1.2%
4	<a href="#">Win32/Costmin</a>	Adware	1.2%
5	<a href="#">Win32/Gofileexpress</a>	Software Bundlers	0.6%

- The most common unwanted software family encountered in the Dominican Republic in 4Q14 was [Win32/Couponruc](#), which was encountered by 5.2 percent of reporting computers there. [Win32/Couponruc](#) is a browser modifier that changes browser settings and may also modify some computer and Internet settings.
- The second most common unwanted software family encountered in the Dominican Republic in 4Q14 was [Win32/BetterSurf](#), which was encountered by 1.7 percent of reporting computers there. [Win32/BetterSurf](#) is adware that displays unwanted ads on search engine results pages and other websites. It may be included with software bundles that offer free applications or games.
- The third most common unwanted software family encountered in the Dominican Republic in 4Q14 was [Win32/Defaulttab](#), which was encountered by 1.2 percent of reporting computers there. [Win32/Defaulttab](#) is a browser modifier that redirects web browser searches and prevents the user from changing browser settings.

## Top threat families by infection rate

The most common malware families by infection rate in the Dominican Republic in 4Q14

	Family	Most significant category	Infection rate (CCM)
1	<a href="#">Win32/Sality</a>	Viruses	11.1
2	<a href="#">VBS/Jenxcus</a>	Worms	8.1
3	<a href="#">Win32/Gamarue</a>	Worms	2.1
4	<a href="#">Win32/Brontok</a>	Worms	2.0
5	<a href="#">Win32/Helompy</a>	Worms	1.1
6	<a href="#">Win32/Pramro</a>	Trojans	1.0
7	<a href="#">MSIL/Spacekito</a>	Trojans	0.7
8	<a href="#">Win32/Vobfus</a>	Worms	0.6
9	<a href="#">Win32/Sefnit</a>	Trojans	0.6
10	<a href="#">Win32/Ramnit</a>	Trojans	0.6

- The most common threat family infecting computers in the Dominican Republic in 4Q14 was [Win32/Sality](#), which was detected and removed from 11.1 of every 1,000 unique computers scanned by the MSRT. [Win32/Sality](#) is a family of polymorphic file infectors that target executable files with the extensions .scr or .exe. They may execute a damaging payload that deletes files with certain extensions and terminates security-related processes and services.
- The second most common threat family infecting computers in the Dominican Republic in 4Q14 was [VBS/Jenxcus](#), which was detected and removed from 8.1 of every 1,000 unique computers scanned by the MSRT. [VBS/Jenxcus](#) is a worm that gives an attacker control of the computer. It is spread by infected removable drives, like USB flash drives. It can also be downloaded within a torrent file.
- The third most common threat family infecting computers in the Dominican Republic in 4Q14 was [Win32/Gamarue](#), which was detected and removed from 2.1 of every 1,000 unique computers scanned by the MSRT. [Win32/Gamarue](#) is a worm that is commonly distributed via exploit kits and social engineering. Variants have been observed stealing information from the local computer and communicating with command-and-control (C&C) servers managed by attackers.
- The fourth most common threat family infecting computers in the Dominican Republic in 4Q14 was [Win32/Brontok](#), which was detected and removed from 2.0 of every 1,000 unique computers scanned by the MSRT. [Win32/Brontok](#) is a mass-mailing email worm that spreads by sending copies of itself as email attachments to addresses gathered from files on the infected computer, and by

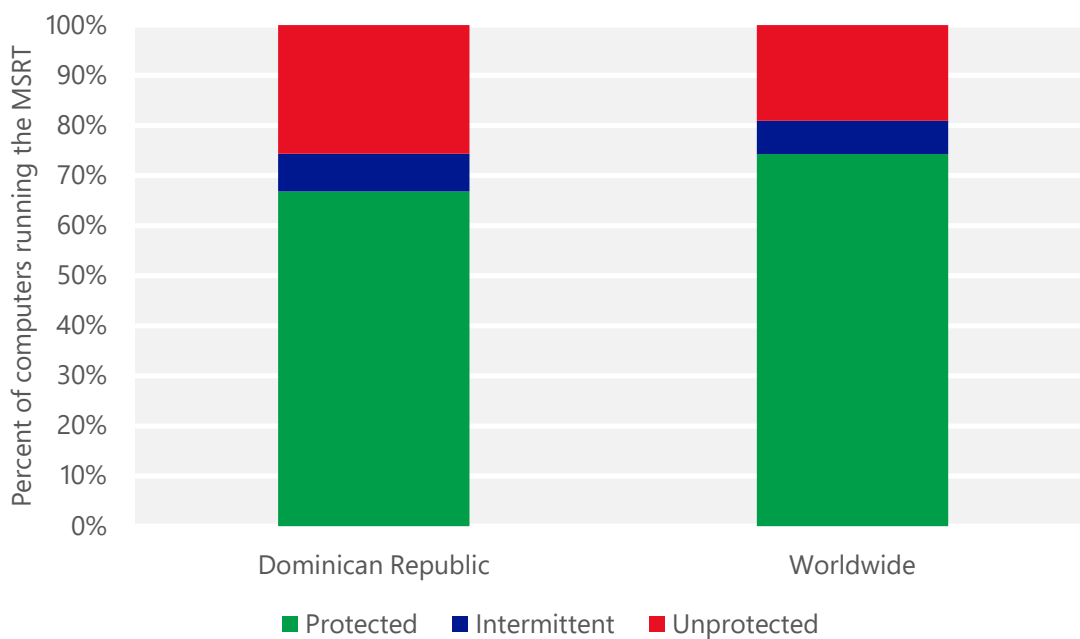
copying itself to removable volumes. Brontok can disable security software, and may conduct DoS attacks against certain websites.

## Security software use

Recent releases of the MSRT collect and report details about the state of real-time antimalware software on a computer, if the computer's administrator has chosen to opt in to provide data to Microsoft. This telemetry data makes it possible to analyze security software usage patterns around the world and correlate them with infection rates.

A typical computer runs the MSRT three times each quarter, once for each monthly version of the tool that Microsoft releases. In the figure below, "Protected" represents computers that had real-time security software active and up-to-date every time the MSRT ran during a quarter; "Intermittently protected" represents computers that had security software active during one or more MSRT executions, but not all of them; and "Unprotected" represents computers that did not have security software active during any MSRT executions that quarter.

Percent of computers in the Dominican Republic and worldwide protected by real-time security software in 4Q14



## Drive-by download sites

A *drive-by download* site is a website that hosts one or more exploits that target vulnerabilities in web browsers and browser add-ons. Users with vulnerable computers can be infected with malware simply by visiting such a website, even without attempting to download anything. Drive-by download pages are usually hosted on legitimate Web sites to which an attacker has posted exploit code. Attackers gain access to legitimate sites through intrusion or by posting malicious code to a poorly secured web form, like a comment field on a blog. Compromised sites can be hosted anywhere in the world and concern nearly any subject imaginable, making it difficult for even an experienced user to identify a compromised site from a list of search results.

Search engines such as Bing have taken a number of measures to help protect users from drive-by downloads. As Bing indexes the web, pages are assessed for malicious elements or malicious behavior. Clicking the link in the list of search results displays a prominent warning, saying that the page may contain malicious software.

At the end of 3Q14, Bing detected 0.45 drive-by download URLs for every 1,000 URLs hosted in the Dominican Republic, compared to 0.41 worldwide. At the end of 4Q14, Bing detected 0.39 drive-by download URLs for every 1,000 URLs hosted in the Dominican Republic, compared to 0.45 worldwide.

Drive-by download pages per 1,000 URLs hosted in the Dominican Republic and worldwide

Metric	October 1, 2014	January 1, 2015
Drive-by download pages per 1,000 URLs, Dominican Republic	0.45	0.39
<i>Drive-by download pages per 1,000 URLs worldwide</i>	<i>0.41</i>	<i>0.45</i>



# Ecuador

The statistics presented here are generated by Microsoft security programs and services running on computers in Ecuador in 4Q14 and previous quarters. This data is provided from administrators or users who choose to opt in to provide data to Microsoft, using IP address geolocation to determine country or region.

On computers running real-time security software, most attempts by malware to infect computers are blocked before they succeed. Therefore, for a comprehensive understanding of the malware landscape, it's important to consider infection attempts that are blocked as well as infections that are removed. For this reason, Microsoft uses two different metrics to measure malware prevalence:

- *Encounter rate* is simply the percentage of computers running Microsoft real-time security products that report a malware encounter, whether the infection attempt succeeds or not.
- *Computers cleaned per mille*, or CCM, is an infection rate metric that is defined as the number of computers cleaned for every 1,000 unique computers executing the Malicious Software Removal Tool (MSRT), a free tool distributed through Microsoft update services that removes more than 200 highly prevalent or serious threats from computers.

Infection rate statistics for Ecuador

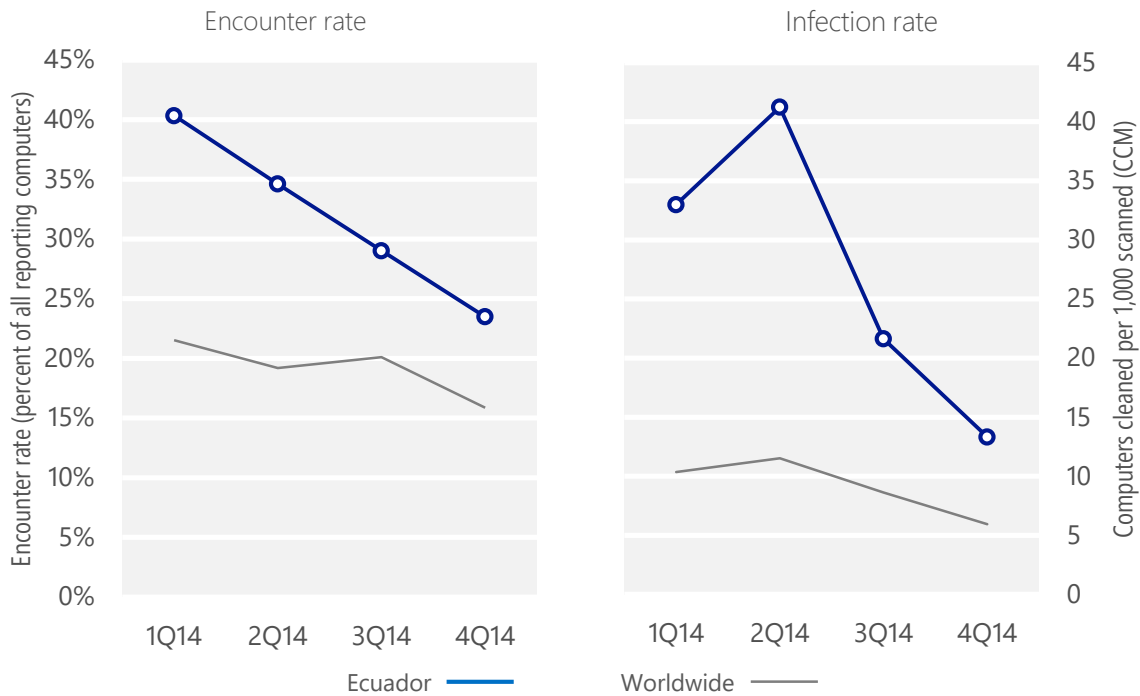
Metric	1Q14	2Q14	3Q14	4Q14
Encounter rate, Ecuador	40.3%	34.6%	29.0%	23.5%
Worldwide encounter rate	21.5%	19.2%	20.1%	15.9%
CCM, Ecuador	33.0	41.2	21.6	13.3
Worldwide CCM	10.3	11.5	8.6	5.9

Encounter and infection rates reported here do not include totals for the Brantall, Filcoute, and Rotbrow malware families. See pages 57–64 of [Microsoft Security Intelligence Report, Volume 17](#) for an explanation of this decision.

## Encounter and infection rate trends

In 4Q14, 23.5% percent of computers in Ecuador encountered malware, compared to the 4Q14 worldwide encounter rate of 15.9 percent. In addition, the MSRT detected and removed malware from 13.3 of every 1,000 unique computers scanned in Ecuador in 4Q14 (a CCM score of 13.3, compared to the 4Q14 worldwide CCM of 5.9). The following figure shows the encounter and infection rate trends for Ecuador over the last four quarters, compared to the world as a whole.

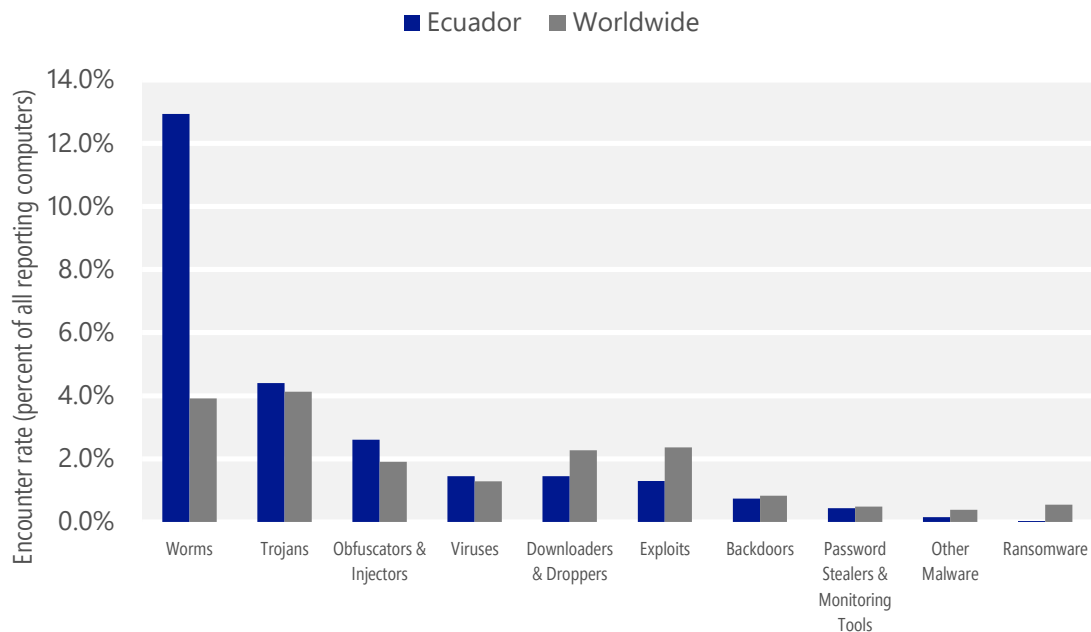
Malware encounter and infection rate trends in Ecuador and worldwide



See the Worldwide Threat Assessment section of [Microsoft Security Intelligence Report, Volume 18](http://www.microsoft.com/sir) at [www.microsoft.com/sir](http://www.microsoft.com/sir) for more information about threats in Ecuador and around the world, and for explanations of the methods and terms used here.

## Malware categories

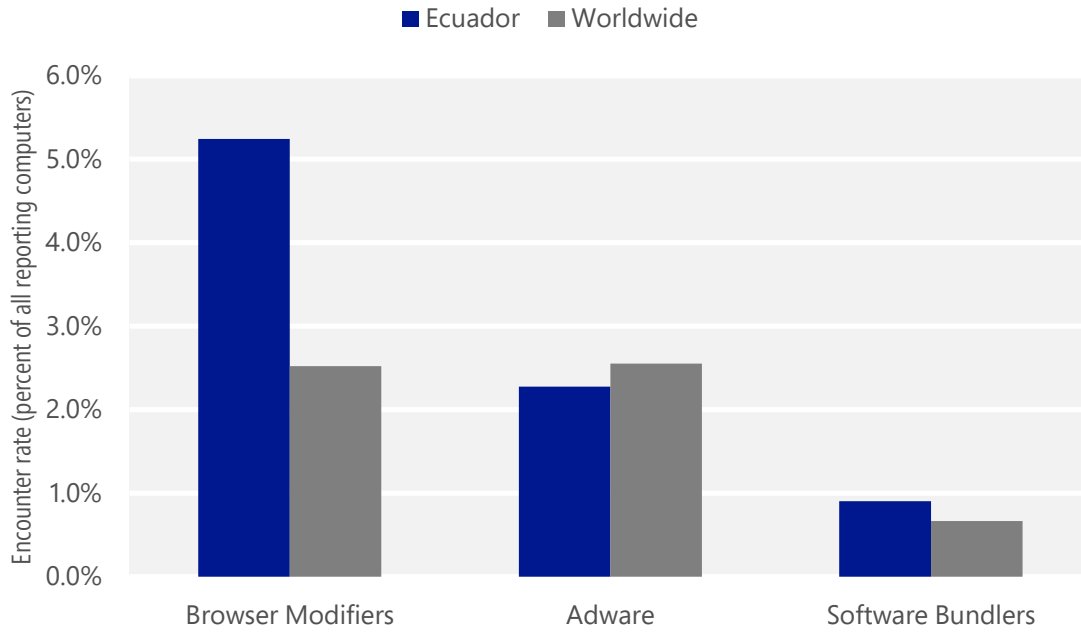
Malware encountered in Ecuador in 4Q14, by category



- The most common malware category in Ecuador in 4Q14 was Worms. It was encountered by 12.9 percent of all computers there, down from 15.6 percent in 3Q14.
- The second most common malware category in Ecuador in 4Q14 was Trojans. It was encountered by 4.4 percent of all computers there, down from 9.0 percent in 3Q14.
- The third most common malware category in Ecuador in 4Q14 was Obfuscators & Injectors, which was encountered by 2.6 percent of all computers there, down from 3.4 percent in 3Q14.

## Unwanted software categories

Unwanted software encountered in Ecuador in 4Q14, by category



- The most common unwanted software category in Ecuador in 4Q14 was Browser Modifiers. It was encountered by 5.2 percent of all computers there, down from 5.7 percent in 3Q14.
- The second most common unwanted software category in Ecuador in 4Q14 was Adware. It was encountered by 2.3 percent of all computers there, up from 0.9 percent in 3Q14.
- The third most common unwanted software category in Ecuador in 4Q14 was Software Bundlers, which was encountered by 0.9 percent of all computers there, up from 0.3 percent in 3Q14.

## Top malware families by encounter rate

The most common malware families encountered in Ecuador in 4Q14

	Family	Most significant category	% of reporting computers
1	<a href="#">Win32/Gamarue</a>	Worms	6.2%
2	<a href="#">VBS/Jenxcus</a>	Worms	5.7%
3	<a href="#">INF/Autorun</a>	Obfuscators & Injectors	1.2%
4	<a href="#">JS/Bondat</a>	Worms	1.0%
5	<a href="#">Win32/Vermis</a>	Worms	0.9%
6	<a href="#">Win32/Obfuscator</a>	Obfuscators & Injectors	0.9%
7	<a href="#">Win32/CplLnk</a>	Exploits	0.8%
8	<a href="#">Win32/Yeltminky</a>	Worms	0.8%
9	<a href="#">Win32/Ramnit</a>	Trojans	0.8%
10	<a href="#">Win32/Vobfus</a>	Worms	0.7%

- The most common malware family encountered in Ecuador in 4Q14 was [Win32/Gamarue](#), which was encountered by 6.2 percent of reporting computers there. [Win32/Gamarue](#) is a worm that is commonly distributed via exploit kits and social engineering. Variants have been observed stealing information from the local computer and communicating with command-and-control (C&C) servers managed by attackers.
- The second most common malware family encountered in Ecuador in 4Q14 was [VBS/Jenxcus](#), which was encountered by 5.7 percent of reporting computers there. [VBS/Jenxcus](#) is a worm that gives an attacker control of the computer. It is spread by infected removable drives, like USB flash drives. It can also be downloaded within a torrent file.
- The third most common malware family encountered in Ecuador in 4Q14 was [INF/Autorun](#), which was encountered by 1.2 percent of reporting computers there. [INF/Autorun](#) is a family of worms that spreads by copying itself to the mapped drives of an infected computer. The mapped drives may include network or removable drives.
- The fourth most common malware family encountered in Ecuador in 4Q14 was [JS/Bondat](#), which was encountered by 1.0 percent of reporting computers there. [JS/Bondat](#) is a family of threats that collects information about the computer, infects removable drives, and tries to stop the user from accessing files. It spreads by infecting removable drives, such as USB thumb drives and flash drives.

## Top unwanted software families by encounter rate

The most common unwanted software families encountered in Ecuador in 4Q14

	Family	Most significant category	% of reporting computers
1	<a href="#">Win32/Couponruc</a>	Browser Modifiers	4.0%
2	<a href="#">Win32/Defaulttab</a>	Browser Modifiers	1.3%
3	<a href="#">Win32/BetterSurf</a>	Adware	1.0%
4	<a href="#">Win32/Costmin</a>	Adware	0.9%
5	<a href="#">Win32/Gofileexpress</a>	Software Bundlers	0.4%

- The most common unwanted software family encountered in Ecuador in 4Q14 was [Win32/Couponruc](#), which was encountered by 4.0 percent of reporting computers there. [Win32/Couponruc](#) is a browser modifier that changes browser settings and may also modify some computer and Internet settings.
- The second most common unwanted software family encountered in Ecuador in 4Q14 was [Win32/Defaulttab](#), which was encountered by 1.3 percent of reporting computers there. [Win32/Defaulttab](#) is a browser modifier that redirects web browser searches and prevents the user from changing browser settings.
- The third most common unwanted software family encountered in Ecuador in 4Q14 was [Win32/BetterSurf](#), which was encountered by 1.0 percent of reporting computers there. [Win32/BetterSurf](#) is adware that displays unwanted ads on search engine results pages and other websites. It may be included with software bundles that offer free applications or games.

## Top threat families by infection rate

The most common malware families by infection rate in Ecuador in 4Q14

	Family	Most significant category	Infection rate (CCM)
1	<a href="#">VBS/Jenxcus</a>	Worms	5.2
2	<a href="#">Win32/Gamarue</a>	Worms	3.3
3	<a href="#">Win32/Sality</a>	Viruses	0.9
4	<a href="#">Win32/Ramnit</a>	Trojans	0.6
5	<a href="#">MSIL/Spacekito</a>	Trojans	0.6
6	<a href="#">Win32/Vobfus</a>	Worms	0.5
7	<a href="#">Win32/Yeltminky</a>	Worms	0.5
8	<a href="#">Win32/Sefnit</a>	Trojans	0.4
9	<a href="#">Win32/Brontok</a>	Worms	0.4
10	<a href="#">Win32/Dorkbot</a>	Worms	0.3

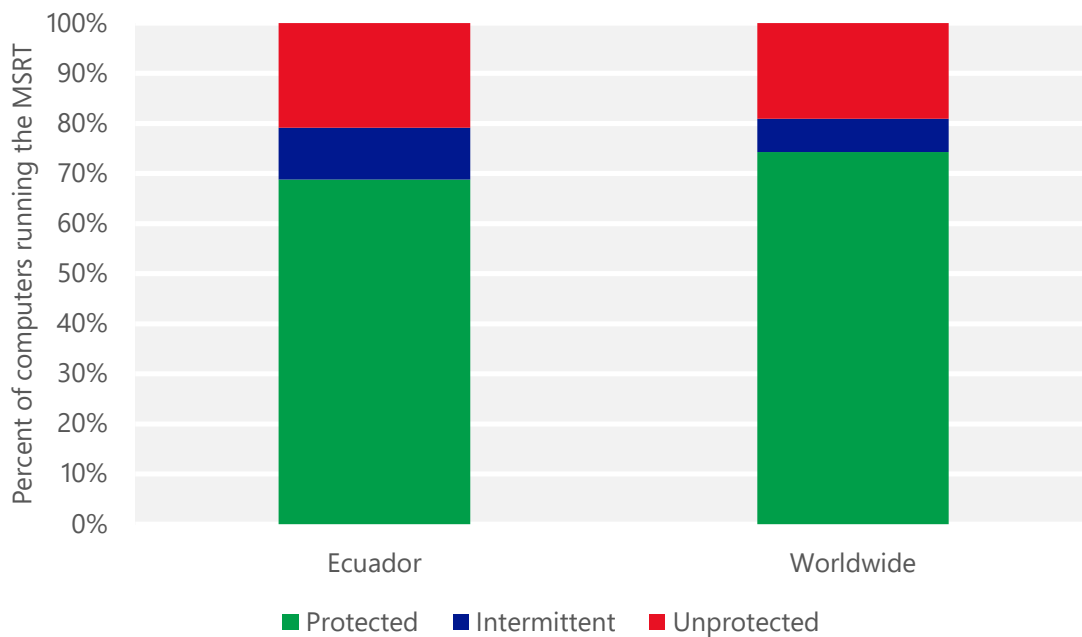
- The most common threat family infecting computers in Ecuador in 4Q14 was [VBS/Jenxcus](#), which was detected and removed from 5.2 of every 1,000 unique computers scanned by the MSRT. [VBS/Jenxcus](#) is a worm that gives an attacker control of the computer. It is spread by infected removable drives, like USB flash drives. It can also be downloaded within a torrent file.
- The second most common threat family infecting computers in Ecuador in 4Q14 was [Win32/Gamarue](#), which was detected and removed from 3.3 of every 1,000 unique computers scanned by the MSRT. [Win32/Gamarue](#) is a worm that is commonly distributed via exploit kits and social engineering. Variants have been observed stealing information from the local computer and communicating with command-and-control (C&C) servers managed by attackers.
- The third most common threat family infecting computers in Ecuador in 4Q14 was [Win32/Sality](#), which was detected and removed from 0.9 of every 1,000 unique computers scanned by the MSRT. [Win32/Sality](#) is a family of polymorphic file infectors that target executable files with the extensions .scr or .exe. They may execute a damaging payload that deletes files with certain extensions and terminates security-related processes and services.
- The fourth most common threat family infecting computers in Ecuador in 4Q14 was [Win32/Ramnit](#), which was detected and removed from 0.6 of every 1,000 unique computers scanned by the MSRT. [Win32/Ramnit](#) is a family of multi-component malware that infects executable files, Microsoft Office files, and HTML files. Win32/Ramnit spreads to removable drives and steals sensitive information such as saved FTP credentials and browser cookies. It may also open a backdoor to await instructions from a remote attacker.

## Security software use

Recent releases of the MSRT collect and report details about the state of real-time antimalware software on a computer, if the computer's administrator has chosen to opt in to provide data to Microsoft. This telemetry data makes it possible to analyze security software usage patterns around the world and correlate them with infection rates.

A typical computer runs the MSRT three times each quarter, once for each monthly version of the tool that Microsoft releases. In the figure below, "Protected" represents computers that had real-time security software active and up-to-date every time the MSRT ran during a quarter; "Intermittently protected" represents computers that had security software active during one or more MSRT executions, but not all of them; and "Unprotected" represents computers that did not have security software active during any MSRT executions that quarter.

Percent of computers in Ecuador and worldwide protected by real-time security software in 4Q14





## Drive-by download sites

A *drive-by download* site is a website that hosts one or more exploits that target vulnerabilities in web browsers and browser add-ons. Users with vulnerable computers can be infected with malware simply by visiting such a website, even without attempting to download anything. Drive-by download pages are usually hosted on legitimate Web sites to which an attacker has posted exploit code. Attackers gain access to legitimate sites through intrusion or by posting malicious code to a poorly secured web form, like a comment field on a blog. Compromised sites can be hosted anywhere in the world and concern nearly any subject imaginable, making it difficult for even an experienced user to identify a compromised site from a list of search results.

Search engines such as Bing have taken a number of measures to help protect users from drive-by downloads. As Bing indexes the web, pages are assessed for malicious elements or malicious behavior. Clicking the link in the list of search results displays a prominent warning, saying that the page may contain malicious software.

At the end of 3Q14, Bing detected 0.27 drive-by download URLs for every 1,000 URLs hosted in Ecuador, compared to 0.41 worldwide. At the end of 4Q14, Bing detected 0.09 drive-by download URLs for every 1,000 URLs hosted in Ecuador, compared to 0.45 worldwide.

Drive-by download pages per 1,000 URLs hosted in Ecuador and worldwide

Metric	October 1, 2014	January 1, 2015
Drive-by download pages per 1,000 URLs, Ecuador	0.27	0.09
<i>Drive-by download pages per 1,000 URLs worldwide</i>	<i>0.41</i>	<i>0.45</i>



# Egypt

The statistics presented here are generated by Microsoft security programs and services running on computers in Egypt in 4Q14 and previous quarters. This data is provided from administrators or users who choose to opt in to provide data to Microsoft, using IP address geolocation to determine country or region.

On computers running real-time security software, most attempts by malware to infect computers are blocked before they succeed. Therefore, for a comprehensive understanding of the malware landscape, it's important to consider infection attempts that are blocked as well as infections that are removed. For this reason, Microsoft uses two different metrics to measure malware prevalence:

- *Encounter rate* is simply the percentage of computers running Microsoft real-time security products that report a malware encounter, whether the infection attempt succeeds or not.
- *Computers cleaned per mille*, or *CCM*, is an infection rate metric that is defined as the number of computers cleaned for every 1,000 unique computers executing the Malicious Software Removal Tool (MSRT), a free tool distributed through Microsoft update services that removes more than 200 highly prevalent or serious threats from computers.

Infection rate statistics for Egypt

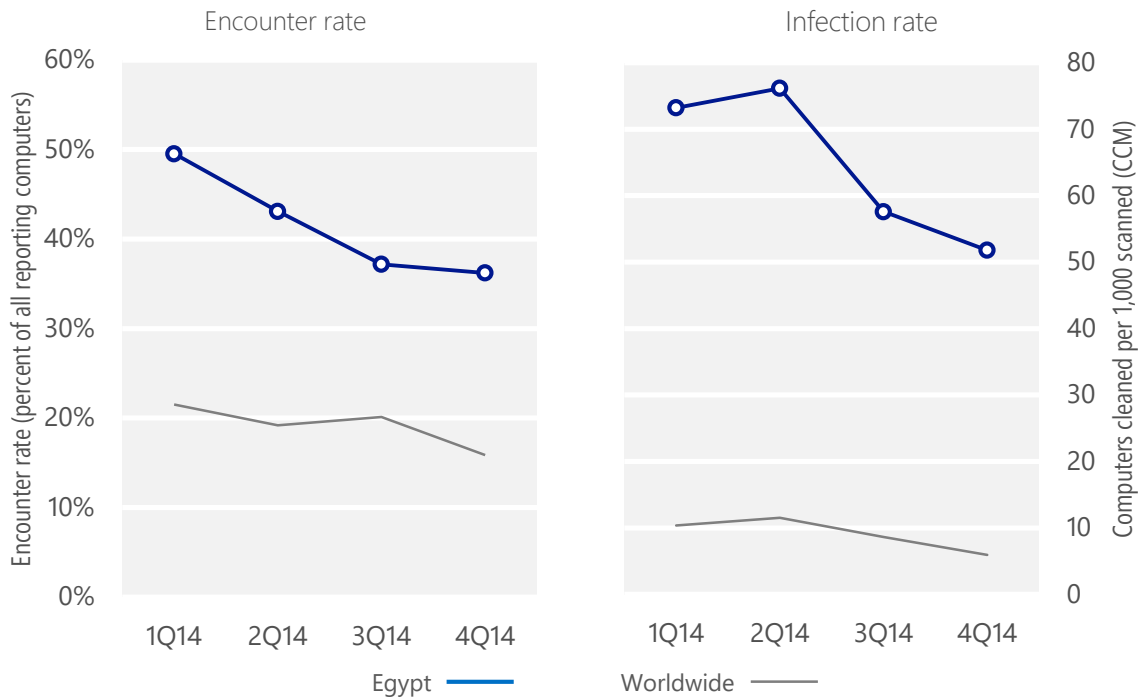
Metric	1Q14	2Q14	3Q14	4Q14
Encounter rate, Egypt	49.5%	43.1%	37.2%	36.2%
Worldwide encounter rate	21.5%	19.2%	20.1%	15.9%
CCM, Egypt	73.2	76.1	57.6	51.8
Worldwide CCM	10.3	11.5	8.6	5.9

Encounter and infection rates reported here do not include totals for the Brantall, Filcoute, and Rotbrow malware families. See pages 57–64 of [Microsoft Security Intelligence Report, Volume 17](#) for an explanation of this decision.

## Encounter and infection rate trends

In 4Q14, 36.2% percent of computers in Egypt encountered malware, compared to the 4Q14 worldwide encounter rate of 15.9 percent. In addition, the MSRT detected and removed malware from 51.8 of every 1,000 unique computers scanned in Egypt in 4Q14 (a CCM score of 51.8, compared to the 4Q14 worldwide CCM of 5.9). The following figure shows the encounter and infection rate trends for Egypt over the last four quarters, compared to the world as a whole.

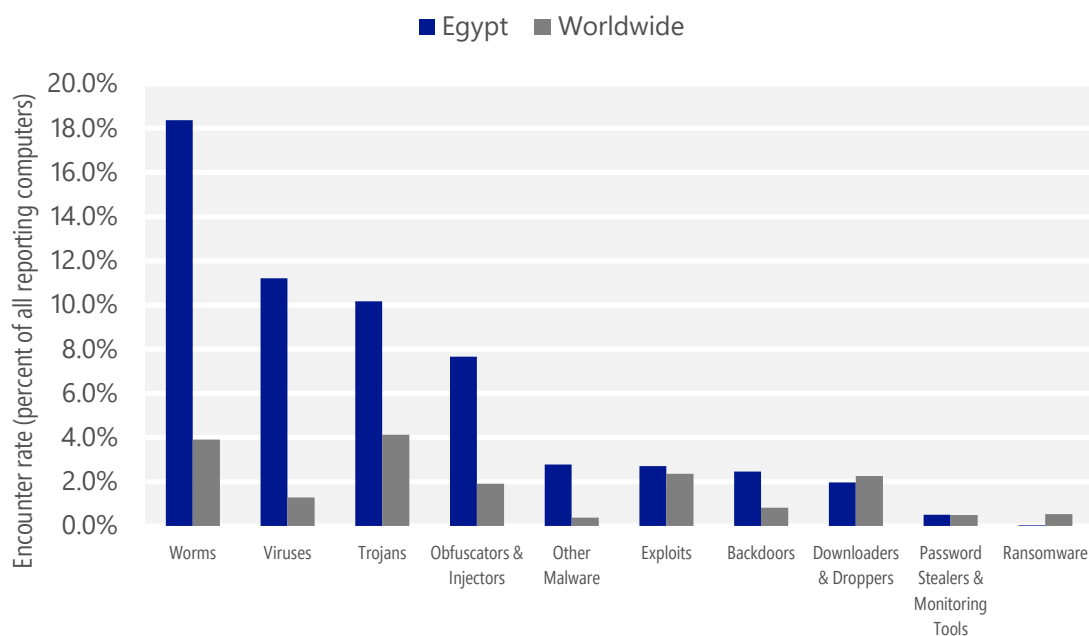
Malware encounter and infection rate trends in Egypt and worldwide



See the Worldwide Threat Assessment section of [Microsoft Security Intelligence Report, Volume 18](http://www.microsoft.com/sir) at [www.microsoft.com/sir](http://www.microsoft.com/sir) for more information about threats in Egypt and around the world, and for explanations of the methods and terms used here.

## Malware categories

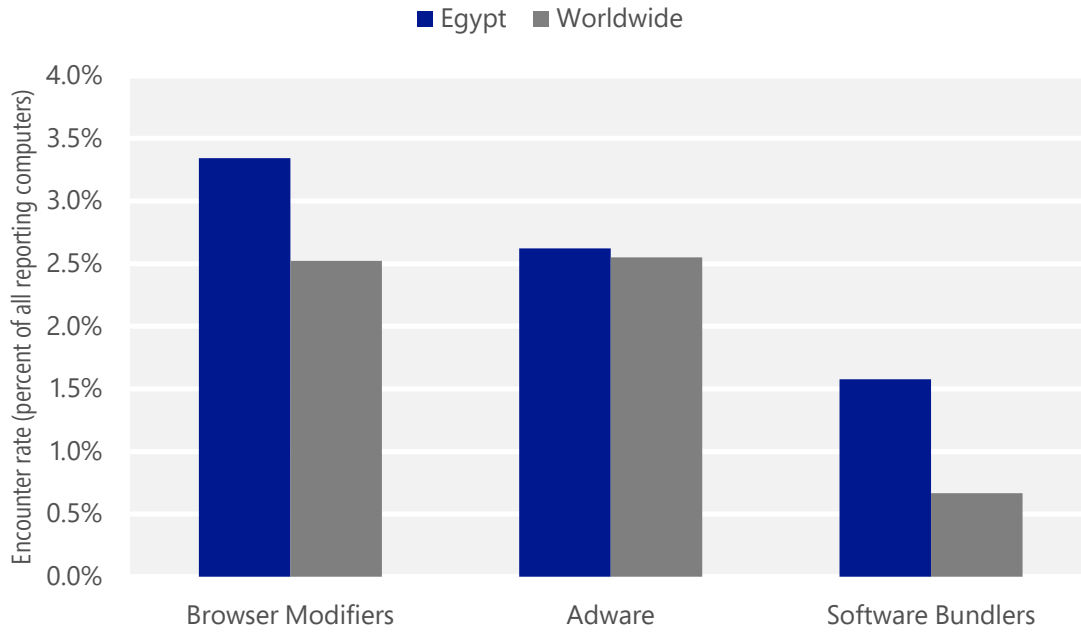
Malware encountered in Egypt in 4Q14, by category



- The most common malware category in Egypt in 4Q14 was Worms. It was encountered by 18.4 percent of all computers there, up from 17.1 percent in 3Q14.
- The second most common malware category in Egypt in 4Q14 was Viruses. It was encountered by 11.2 percent of all computers there, down from 12.1 percent in 3Q14.
- The third most common malware category in Egypt in 4Q14 was Trojans, which was encountered by 10.2 percent of all computers there, down from 10.9 percent in 3Q14.

## Unwanted software categories

Unwanted software encountered in Egypt in 4Q14, by category



- The most common unwanted software category in Egypt in 4Q14 was Browser Modifiers. It was encountered by 3.3 percent of all computers there, down from 5.0 percent in 3Q14.
- The second most common unwanted software category in Egypt in 4Q14 was Adware. It was encountered by 2.6 percent of all computers there, up from 0.9 percent in 3Q14.
- The third most common unwanted software category in Egypt in 4Q14 was Software Bundlers, which was encountered by 1.6 percent of all computers there, up from 0.0 percent in 3Q14.

## Top malware families by encounter rate

The most common malware families encountered in Egypt in 4Q14

	Family	Most significant category	% of reporting computers
1	<a href="#">VBS/Jenxcus</a>	Worms	10.6%
2	<a href="#">INF/Autorun</a>	Obfuscators & Injectors	6.7%
3	<a href="#">Win32/Sality</a>	Viruses	6.2%
4	<a href="#">Win32/Virut</a>	Viruses	4.3%
5	<a href="#">Win32/Ramnit</a>	Trojans	2.9%
6	<a href="#">Win32/Gamarue</a>	Worms	2.7%
7	<a href="#">Win32/Nitol</a>	Other Malware	2.5%
8	<a href="#">Win32/Obfuscator</a>	Obfuscators & Injectors	2.3%
9	<a href="#">Win32/Nugel</a>	Worms	2.3%
10	<a href="#">JS/Bondat</a>	Worms	2.0%

- The most common malware family encountered in Egypt in 4Q14 was [VBS/Jenxcus](#), which was encountered by 10.6 percent of reporting computers there. [VBS/Jenxcus](#) is a worm that gives an attacker control of the computer. It is spread by infected removable drives, like USB flash drives. It can also be downloaded within a torrent file.
- The second most common malware family encountered in Egypt in 4Q14 was [INF/Autorun](#), which was encountered by 6.7 percent of reporting computers there. [INF/Autorun](#) is a family of worms that spreads by copying itself to the mapped drives of an infected computer. The mapped drives may include network or removable drives.
- The third most common malware family encountered in Egypt in 4Q14 was [Win32/Sality](#), which was encountered by 6.2 percent of reporting computers there. [Win32/Sality](#) is a family of polymorphic file infectors that target executable files with the extensions .scr or .exe. They may execute a damaging payload that deletes files with certain extensions and terminates security-related processes and services.
- The fourth most common malware family encountered in Egypt in 4Q14 was [Win32/Virut](#), which was encountered by 4.3 percent of reporting computers there. [Win32/Virut](#) is a family of file-infecting viruses that target and infect .exe and .scr files accessed on infected systems. Win32/Virut also opens a backdoor by connecting to an IRC server.

## Top unwanted software families by encounter rate

The most common unwanted software families encountered in Egypt in 4Q14

	Family	Most significant category	% of reporting computers
1	<a href="#">Win32/Couponruc</a>	Browser Modifiers	2.7%
2	<a href="#">Win32/Gofileexpress</a>	Software Bundlers	1.3%
3	<a href="#">Win32/BetterSurf</a>	Adware	0.9%
4	<a href="#">Win32/Costmin</a>	Adware	0.9%
5	<a href="#">Win32/Defaulttab</a>	Browser Modifiers	0.6%

- The most common unwanted software family encountered in Egypt in 4Q14 was [Win32/Couponruc](#), which was encountered by 2.7 percent of reporting computers there. [Win32/Couponruc](#) is a browser modifier that changes browser settings and may also modify some computer and Internet settings.
- The second most common unwanted software family encountered in Egypt in 4Q14 was [Win32/Gofileexpress](#), which was encountered by 1.3 percent of reporting computers there. [Win32/Gofileexpress](#) is a software bundler that installs other unwanted software, including Adware:Win32/Lollipop and Adware:Win32/CostMin.
- The third most common unwanted software family encountered in Egypt in 4Q14 was [Win32/BetterSurf](#), which was encountered by 0.9 percent of reporting computers there. [Win32/BetterSurf](#) is adware that displays unwanted ads on search engine results pages and other websites. It may be included with software bundles that offer free applications or games.



## Top threat families by infection rate

The most common malware families by infection rate in Egypt in 4Q14

	Family	Most significant category	Infection rate (CCM)
1	<a href="#">VBS/Jenxcus</a>	Worms	19.8
2	<a href="#">Win32/Sality</a>	Viruses	18.5
3	<a href="#">Win32/Nitol</a>	Other Malware	5.3
4	<a href="#">Win32/Ramnit</a>	Trojans	4.1
5	<a href="#">Win32/Nuqel</a>	Worms	2.7
6	<a href="#">MSIL/Bladabindi</a>	Backdoors	2.1
7	<a href="#">Win32/Gamarue</a>	Worms	1.9
8	<a href="#">Win32/Pramro</a>	Trojans	1.6
9	<a href="#">Win32/Folstart</a>	Worms	1.4
10	<a href="#">Win32/Wysotot</a>	Trojans	0.6

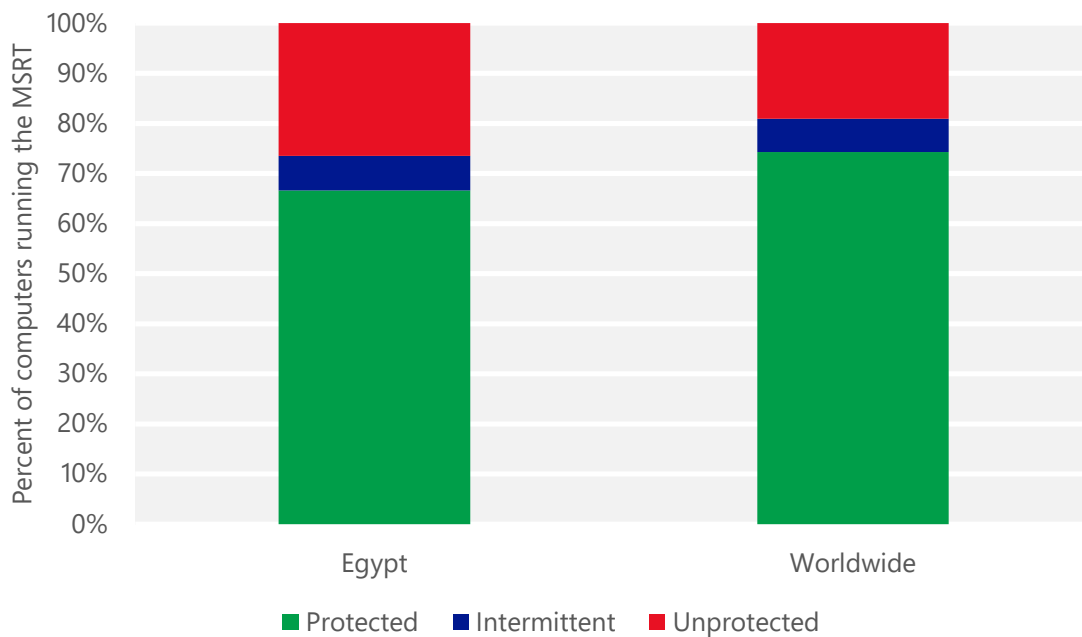
- The most common threat family infecting computers in Egypt in 4Q14 was [VBS/Jenxcus](#), which was detected and removed from 19.8 of every 1,000 unique computers scanned by the MSRT. [VBS/Jenxcus](#) is a worm that gives an attacker control of the computer. It is spread by infected removable drives, like USB flash drives. It can also be downloaded within a torrent file.
- The second most common threat family infecting computers in Egypt in 4Q14 was [Win32/Sality](#), which was detected and removed from 18.5 of every 1,000 unique computers scanned by the MSRT. [Win32/Sality](#) is a family of polymorphic file infectors that target executable files with the extensions .scr or .exe. They may execute a damaging payload that deletes files with certain extensions and terminates security-related processes and services.
- The third most common threat family infecting computers in Egypt in 4Q14 was [Win32/Nitol](#), which was detected and removed from 5.3 of every 1,000 unique computers scanned by the MSRT. [Win32/Nitol](#) is a family of trojans that perform DDoS (distributed denial of service) attacks, allow backdoor access and control, download and run files, and perform a number of other malicious activities on the computer.
- The fourth most common threat family infecting computers in Egypt in 4Q14 was [Win32/Ramnit](#), which was detected and removed from 4.1 of every 1,000 unique computers scanned by the MSRT. [Win32/Ramnit](#) is a family of multi-component malware that infects executable files, Microsoft Office files, and HTML files. Win32/Ramnit spreads to removable drives and steals sensitive information such as saved FTP credentials and browser cookies. It may also open a backdoor to await instructions from a remote attacker.

## Security software use

Recent releases of the MSRT collect and report details about the state of real-time antimalware software on a computer, if the computer's administrator has chosen to opt in to provide data to Microsoft. This telemetry data makes it possible to analyze security software usage patterns around the world and correlate them with infection rates.

A typical computer runs the MSRT three times each quarter, once for each monthly version of the tool that Microsoft releases. In the figure below, "Protected" represents computers that had real-time security software active and up-to-date every time the MSRT ran during a quarter; "Intermittently protected" represents computers that had security software active during one or more MSRT executions, but not all of them; and "Unprotected" represents computers that did not have security software active during any MSRT executions that quarter.

Percent of computers in Egypt and worldwide protected by real-time security software in 4Q14



## Drive-by download sites

A *drive-by download* site is a website that hosts one or more exploits that target vulnerabilities in web browsers and browser add-ons. Users with vulnerable computers can be infected with malware simply by visiting such a website, even without attempting to download anything. Drive-by download pages are usually hosted on legitimate Web sites to which an attacker has posted exploit code. Attackers gain access to legitimate sites through intrusion or by posting malicious code to a poorly secured web form, like a comment field on a blog. Compromised sites can be hosted anywhere in the world and concern nearly any subject imaginable, making it difficult for even an experienced user to identify a compromised site from a list of search results.

Search engines such as Bing have taken a number of measures to help protect users from drive-by downloads. As Bing indexes the web, pages are assessed for malicious elements or malicious behavior. Clicking the link in the list of search results displays a prominent warning, saying that the page may contain malicious software.

At the end of 3Q14, Bing detected 2.25 drive-by download URLs for every 1,000 URLs hosted in Egypt, compared to 0.41 worldwide. At the end of 4Q14, Bing detected 0.78 drive-by download URLs for every 1,000 URLs hosted in Egypt, compared to 0.45 worldwide.

Drive-by download pages per 1,000 URLs hosted in Egypt and worldwide

Metric	October 1, 2014	January 1, 2015
Drive-by download pages per 1,000 URLs, Egypt	2.25	0.78
<i>Drive-by download pages per 1,000 URLs worldwide</i>	<i>0.41</i>	<i>0.45</i>



# El Salvador

The statistics presented here are generated by Microsoft security programs and services running on computers in El Salvador in 4Q14 and previous quarters. This data is provided from administrators or users who choose to opt in to provide data to Microsoft, using IP address geolocation to determine country or region.

On computers running real-time security software, most attempts by malware to infect computers are blocked before they succeed. Therefore, for a comprehensive understanding of the malware landscape, it's important to consider infection attempts that are blocked as well as infections that are removed. For this reason, Microsoft uses two different metrics to measure malware prevalence:

- *Encounter rate* is simply the percentage of computers running Microsoft real-time security products that report a malware encounter, whether the infection attempt succeeds or not.
- *Computers cleaned per mille*, or *CCM*, is an infection rate metric that is defined as the number of computers cleaned for every 1,000 unique computers executing the Malicious Software Removal Tool (MSRT), a free tool distributed through Microsoft update services that removes more than 200 highly prevalent or serious threats from computers.

Infection rate statistics for El Salvador

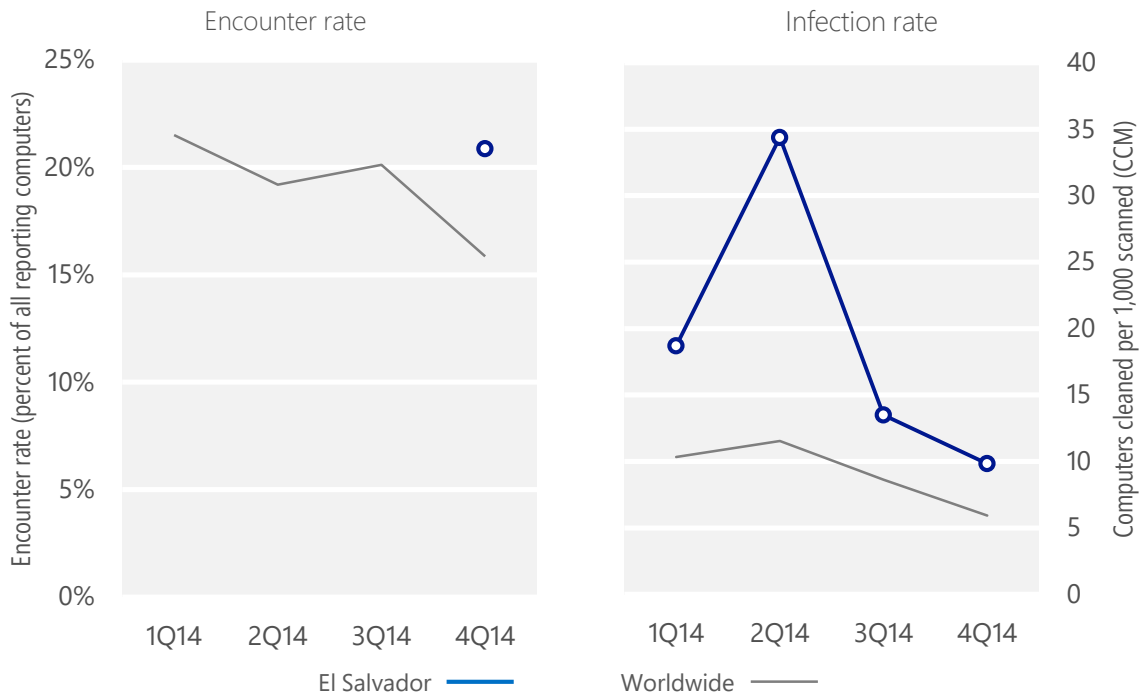
Metric	1Q14	2Q14	3Q14	4Q14
Encounter rate, El Salvador	N/A	N/A	N/A	20.9%
Worldwide encounter rate	21.5%	19.2%	20.1%	15.9%
CCM, El Salvador	18.7	34.4	13.5	9.8
Worldwide CCM	10.3	11.5	8.6	5.9

Encounter and infection rates reported here do not include totals for the Brantall, Filcoute, and Rotbrow malware families. See pages 57–64 of [Microsoft Security Intelligence Report, Volume 17](#) for an explanation of this decision.

## Encounter and infection rate trends

In 4Q14, 20.9% percent of computers in El Salvador encountered malware, compared to the 4Q14 worldwide encounter rate of 15.9 percent. In addition, the MSRT detected and removed malware from 9.8 of every 1,000 unique computers scanned in El Salvador in 4Q14 (a CCM score of 9.8, compared to the 4Q14 worldwide CCM of 5.9). The following figure shows the encounter and infection rate trends for El Salvador over the last four quarters, compared to the world as a whole.

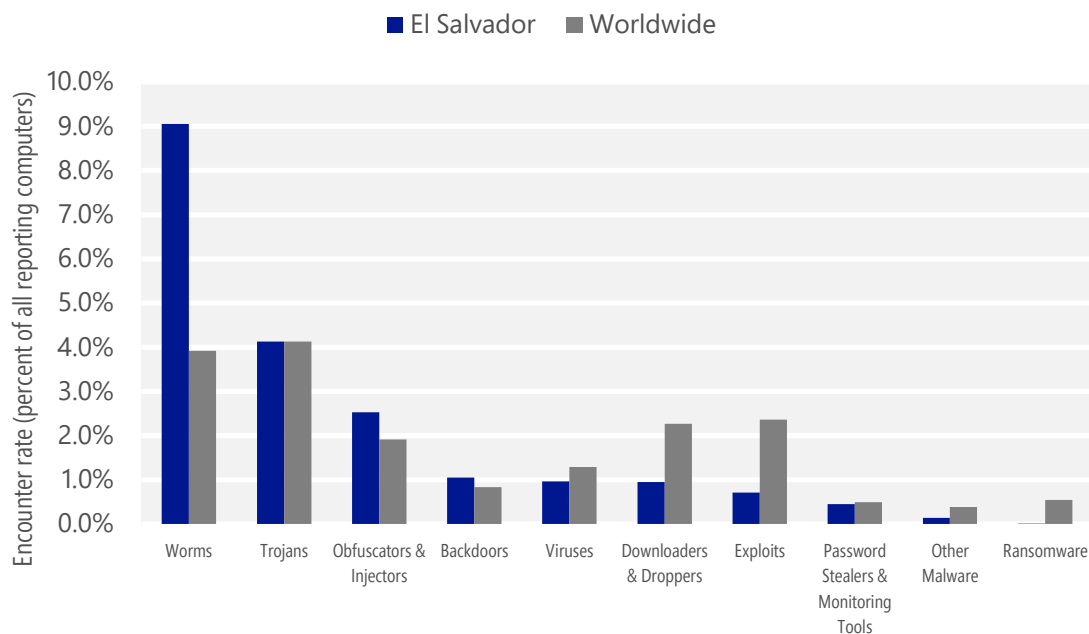
Malware encounter and infection rate trends in El Salvador and worldwide



See the Worldwide Threat Assessment section of [Microsoft Security Intelligence Report, Volume 18](http://www.microsoft.com/sir) at [www.microsoft.com/sir](http://www.microsoft.com/sir) for more information about threats in El Salvador and around the world, and for explanations of the methods and terms used here.

## Malware categories

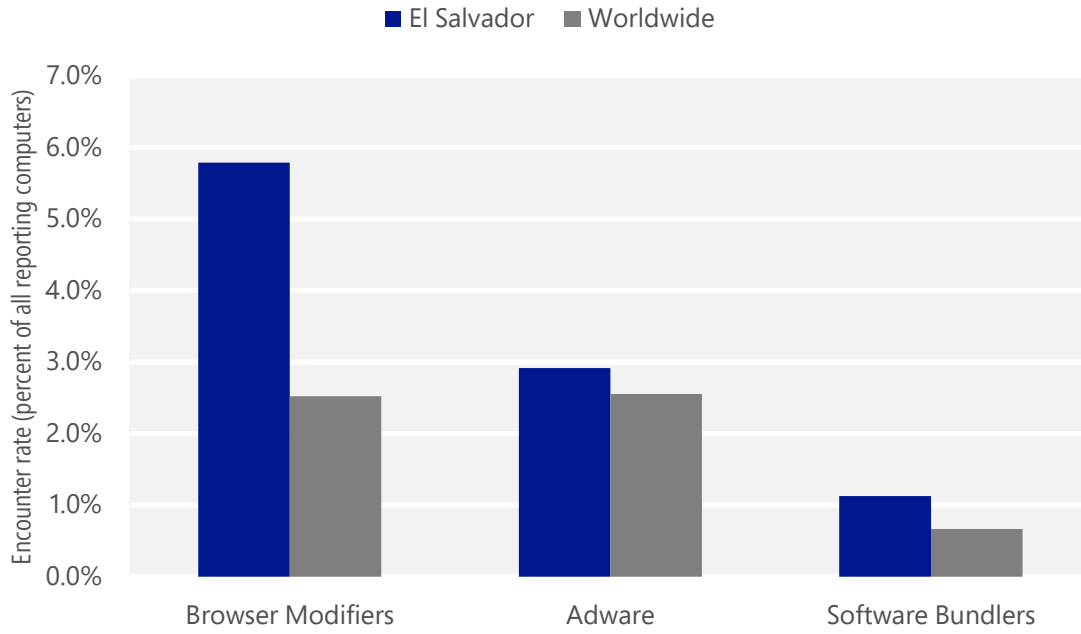
Malware encountered in El Salvador in 4Q14, by category



- The most common malware category in El Salvador in 4Q14 was Worms. It was encountered by 9.1 percent of all computers there, up from N/A percent in 3Q14.
- The second most common malware category in El Salvador in 4Q14 was Trojans. It was encountered by 4.1 percent of all computers there, up from N/A percent in 3Q14.
- The third most common malware category in El Salvador in 4Q14 was Obfuscators & Injectors, which was encountered by 2.5 percent of all computers there, up from N/A percent in 3Q14.

## Unwanted software categories

Unwanted software encountered in El Salvador in 4Q14, by category



- The most common unwanted software category in El Salvador in 4Q14 was Browser Modifiers. It was encountered by 5.8 percent of all computers there, up from N/A percent in 3Q14.
- The second most common unwanted software category in El Salvador in 4Q14 was Adware. It was encountered by 2.9 percent of all computers there, up from N/A percent in 3Q14.
- The third most common unwanted software category in El Salvador in 4Q14 was Software Bundlers, which was encountered by 1.1 percent of all computers there, up from N/A percent in 3Q14.



## Top malware families by encounter rate

The most common malware families encountered in El Salvador in 4Q14

	Family	Most significant category	% of reporting computers
1	<a href="#">INF/Autorun</a>	Obfuscators & Injectors	3.1%
2	<a href="#">VBS/Jenxcus</a>	Worms	3.0%
3	<a href="#">Win32/Brontok</a>	Worms	1.2%
4	<a href="#">Win32/Vermis</a>	Worms	1.1%
5	<a href="#">Win32/Conficker</a>	Worms	1.0%
6	<a href="#">Win32/Ippedo</a>	Worms	0.9%

- The most common malware family encountered in El Salvador in 4Q14 was [INF/Autorun](#), which was encountered by 3.1 percent of reporting computers there. [INF/Autorun](#) is a family of worms that spreads by copying itself to the mapped drives of an infected computer. The mapped drives may include network or removable drives.
- The second most common malware family encountered in El Salvador in 4Q14 was [VBS/Jenxcus](#), which was encountered by 3.0 percent of reporting computers there. [VBS/Jenxcus](#) is a worm that gives an attacker control of the computer. It is spread by infected removable drives, like USB flash drives. It can also be downloaded within a torrent file.
- The third most common malware family encountered in El Salvador in 4Q14 was [Win32/Brontok](#), which was encountered by 1.2 percent of reporting computers there. [Win32/Brontok](#) is a mass-mailing email worm that spreads by sending copies of itself as email attachments to addresses gathered from files on the infected computer, and by copying itself to removable volumes. Brontok can disable security software, and may conduct DoS attacks against certain websites.
- The fourth most common malware family encountered in El Salvador in 4Q14 was [Win32/Vermis](#), which was encountered by 1.1 percent of reporting computers there. [Win32/Vermis](#) is a generic detection for malicious .inf and .lnk files dropped by different worms, including IRCBot, Phorpiex, Dorkbot, and Caphaw.

## Top unwanted software families by encounter rate

The most common unwanted software families encountered in El Salvador in 4Q14

	Family	Most significant category	% of reporting computers
1	<a href="#">Win32/Couponruc</a>	Browser Modifiers	4.5%
2	<a href="#">Win32/BetterSurf</a>	Adware	1.6%
3	<a href="#">Win32/Defaulttab</a>	Browser Modifiers	1.4%
4	<a href="#">Win32/Costmin</a>	Adware	0.9%

- The most common unwanted software family encountered in El Salvador in 4Q14 was [Win32/Couponruc](#), which was encountered by 4.5 percent of reporting computers there. [Win32/Couponruc](#) is a browser modifier that changes browser settings and may also modify some computer and Internet settings.
- The second most common unwanted software family encountered in El Salvador in 4Q14 was [Win32/BetterSurf](#), which was encountered by 1.6 percent of reporting computers there. [Win32/BetterSurf](#) is adware that displays unwanted ads on search engine results pages and other websites. It may be included with software bundles that offer free applications or games.
- The third most common unwanted software family encountered in El Salvador in 4Q14 was [Win32/Defaulttab](#), which was encountered by 1.4 percent of reporting computers there. [Win32/Defaulttab](#) is a browser modifier that redirects web browser searches and prevents the user from changing browser settings.

## Top threat families by infection rate

The most common malware families by infection rate in El Salvador in 4Q14

	Family	Most significant category	Infection rate (CCM)
1	<a href="#">VBS/Jenxcus</a>	Worms	3.9
2	<a href="#">Win32/Brontok</a>	Worms	1.2
3	<a href="#">Win32/Sality</a>	Viruses	0.9
4	<a href="#">MSIL/Spacekito</a>	Trojans	0.6
5	<a href="#">Win32/Dorkbot</a>	Worms	0.6
6	<a href="#">Win32/Sefnit</a>	Trojans	0.5
7	<a href="#">Win32/Gamarue</a>	Worms	0.3
8	<a href="#">Win32/Vobfus</a>	Worms	0.3
9	<a href="#">Win32/Lethic</a>	Trojans	0.3
10	<a href="#">MSIL/Bladabindi</a>	Backdoors	0.2

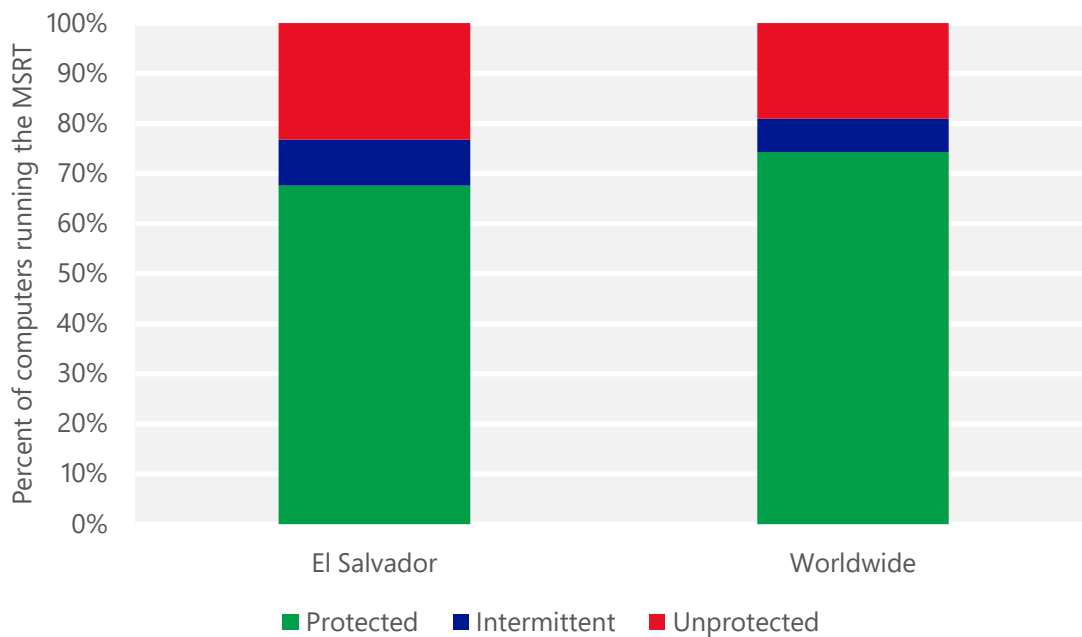
- The most common threat family infecting computers in El Salvador in 4Q14 was [VBS/Jenxcus](#), which was detected and removed from 3.9 of every 1,000 unique computers scanned by the MSRT. [VBS/Jenxcus](#) is a worm that gives an attacker control of the computer. It is spread by infected removable drives, like USB flash drives. It can also be downloaded within a torrent file.
- The second most common threat family infecting computers in El Salvador in 4Q14 was [Win32/Brontok](#), which was detected and removed from 1.2 of every 1,000 unique computers scanned by the MSRT. [Win32/Brontok](#) is a mass-mailing email worm that spreads by sending copies of itself as email attachments to addresses gathered from files on the infected computer, and by copying itself to removable volumes. Brontok can disable security software, and may conduct DoS attacks against certain websites.
- The third most common threat family infecting computers in El Salvador in 4Q14 was [Win32/Sality](#), which was detected and removed from 0.9 of every 1,000 unique computers scanned by the MSRT. [Win32/Sality](#) is a family of polymorphic file infectors that target executable files with the extensions .scr or .exe. They may execute a damaging payload that deletes files with certain extensions and terminates security-related processes and services.
- The fourth most common threat family infecting computers in El Salvador in 4Q14 was [MSIL/Spacekito](#), which was detected and removed from 0.6 of every 1,000 unique computers scanned by the MSRT. [MSIL/Spacekito](#) is a threat that steals information about the computer and installs browser add-ons that display ads.

## Security software use

Recent releases of the MSRT collect and report details about the state of real-time antimalware software on a computer, if the computer's administrator has chosen to opt in to provide data to Microsoft. This telemetry data makes it possible to analyze security software usage patterns around the world and correlate them with infection rates.

A typical computer runs the MSRT three times each quarter, once for each monthly version of the tool that Microsoft releases. In the figure below, "Protected" represents computers that had real-time security software active and up-to-date every time the MSRT ran during a quarter; "Intermittently protected" represents computers that had security software active during one or more MSRT executions, but not all of them; and "Unprotected" represents computers that did not have security software active during any MSRT executions that quarter.

Percent of computers in El Salvador and worldwide protected by real-time security software in 4Q14



## Drive-by download sites

A *drive-by download* site is a website that hosts one or more exploits that target vulnerabilities in web browsers and browser add-ons. Users with vulnerable computers can be infected with malware simply by visiting such a website, even without attempting to download anything. Drive-by download pages are usually hosted on legitimate Web sites to which an attacker has posted exploit code. Attackers gain access to legitimate sites through intrusion or by posting malicious code to a poorly secured web form, like a comment field on a blog. Compromised sites can be hosted anywhere in the world and concern nearly any subject imaginable, making it difficult for even an experienced user to identify a compromised site from a list of search results.

Search engines such as Bing have taken a number of measures to help protect users from drive-by downloads. As Bing indexes the web, pages are assessed for malicious elements or malicious behavior. Clicking the link in the list of search results displays a prominent warning, saying that the page may contain malicious software.

At the end of 3Q14, Bing detected 0.39 drive-by download URLs for every 1,000 URLs hosted in El Salvador, compared to 0.41 worldwide. At the end of 4Q14, Bing detected 0.14 drive-by download URLs for every 1,000 URLs hosted in El Salvador, compared to 0.45 worldwide.

Drive-by download pages per 1,000 URLs hosted in El Salvador and worldwide

Metric	October 1, 2014	January 1, 2015
Drive-by download pages per 1,000 URLs, El Salvador	0.39	0.14
<i>Drive-by download pages per 1,000 URLs worldwide</i>	<i>0.41</i>	<i>0.45</i>



# Estonia

The statistics presented here are generated by Microsoft security programs and services running on computers in Estonia in 4Q14 and previous quarters. This data is provided from administrators or users who choose to opt in to provide data to Microsoft, using IP address geolocation to determine country or region.

On computers running real-time security software, most attempts by malware to infect computers are blocked before they succeed. Therefore, for a comprehensive understanding of the malware landscape, it's important to consider infection attempts that are blocked as well as infections that are removed. For this reason, Microsoft uses two different metrics to measure malware prevalence:

- *Encounter rate* is simply the percentage of computers running Microsoft real-time security products that report a malware encounter, whether the infection attempt succeeds or not.
- *Computers cleaned per mille*, or *CCM*, is an infection rate metric that is defined as the number of computers cleaned for every 1,000 unique computers executing the Malicious Software Removal Tool (MSRT), a free tool distributed through Microsoft update services that removes more than 200 highly prevalent or serious threats from computers.

Infection rate statistics for Estonia

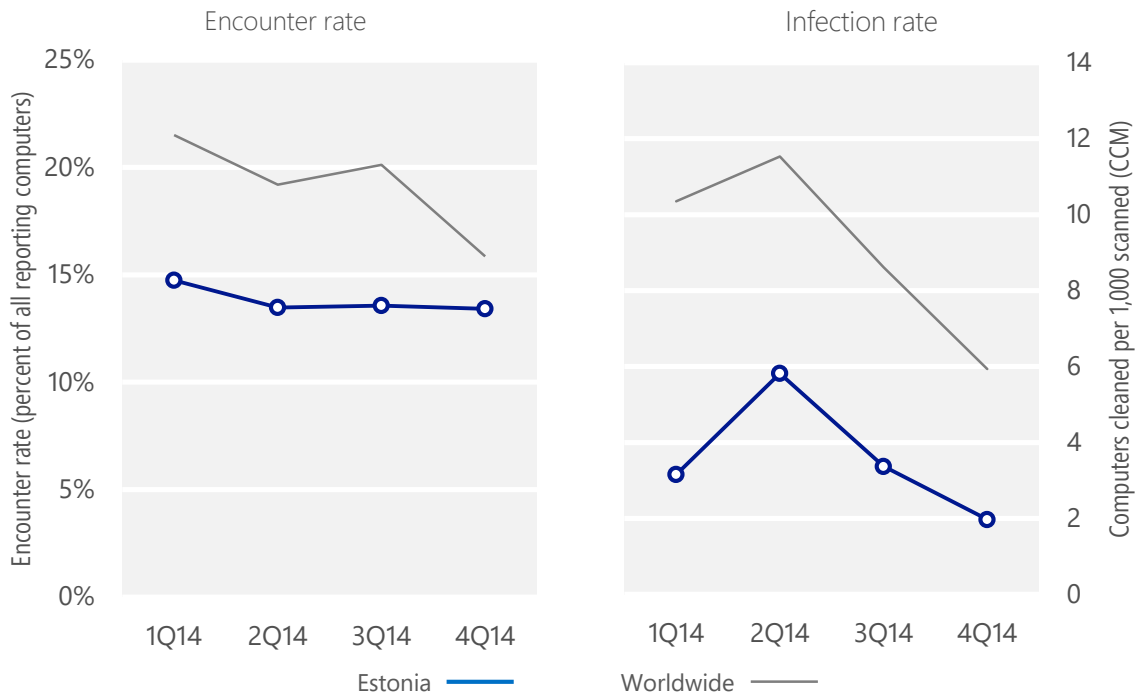
Metric	1Q14	2Q14	3Q14	4Q14
Encounter rate, Estonia	14.7%	13.5%	13.6%	13.4%
Worldwide encounter rate	21.5%	19.2%	20.1%	15.9%
CCM, Estonia	3.2	5.8	3.4	2.0
Worldwide CCM	10.3	11.5	8.6	5.9

Encounter and infection rates reported here do not include totals for the Brantall, Filcoute, and Rotbrow malware families. See pages 57–64 of [Microsoft Security Intelligence Report, Volume 17](#) for an explanation of this decision.

## Encounter and infection rate trends

In 4Q14, 13.4% percent of computers in Estonia encountered malware, compared to the 4Q14 worldwide encounter rate of 15.9 percent. In addition, the MSRT detected and removed malware from 2.0 of every 1,000 unique computers scanned in Estonia in 4Q14 (a CCM score of 2.0, compared to the 4Q14 worldwide CCM of 5.9). The following figure shows the encounter and infection rate trends for Estonia over the last four quarters, compared to the world as a whole.

Malware encounter and infection rate trends in Estonia and worldwide

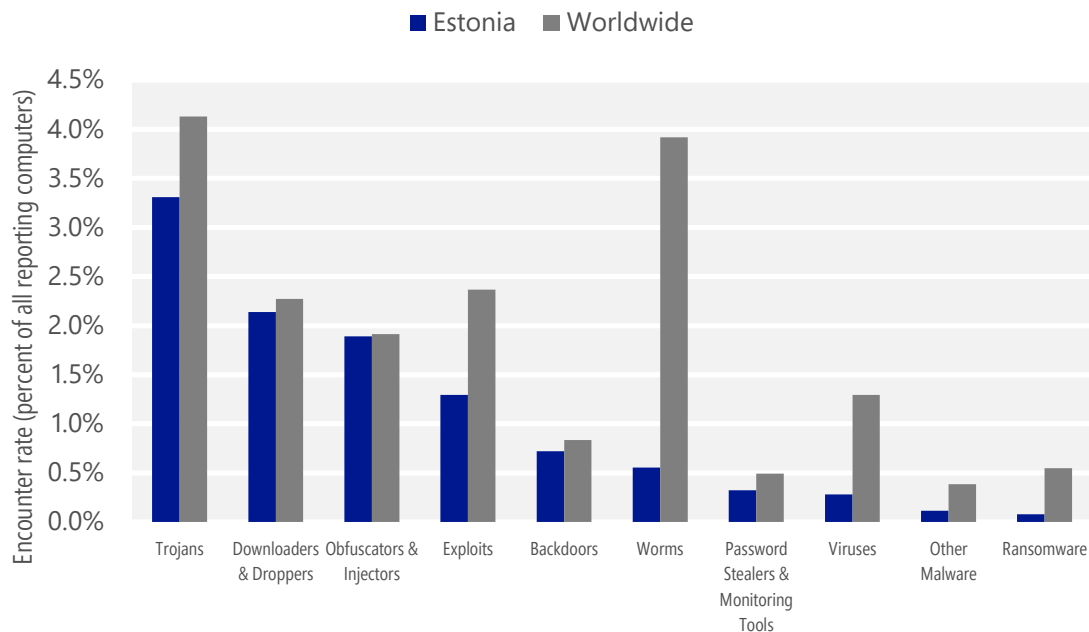


See the Worldwide Threat Assessment section of [Microsoft Security Intelligence Report, Volume 18](http://www.microsoft.com/sir) at [www.microsoft.com/sir](http://www.microsoft.com/sir) for more information about threats in Estonia and around the world, and for explanations of the methods and terms used here.



## Malware categories

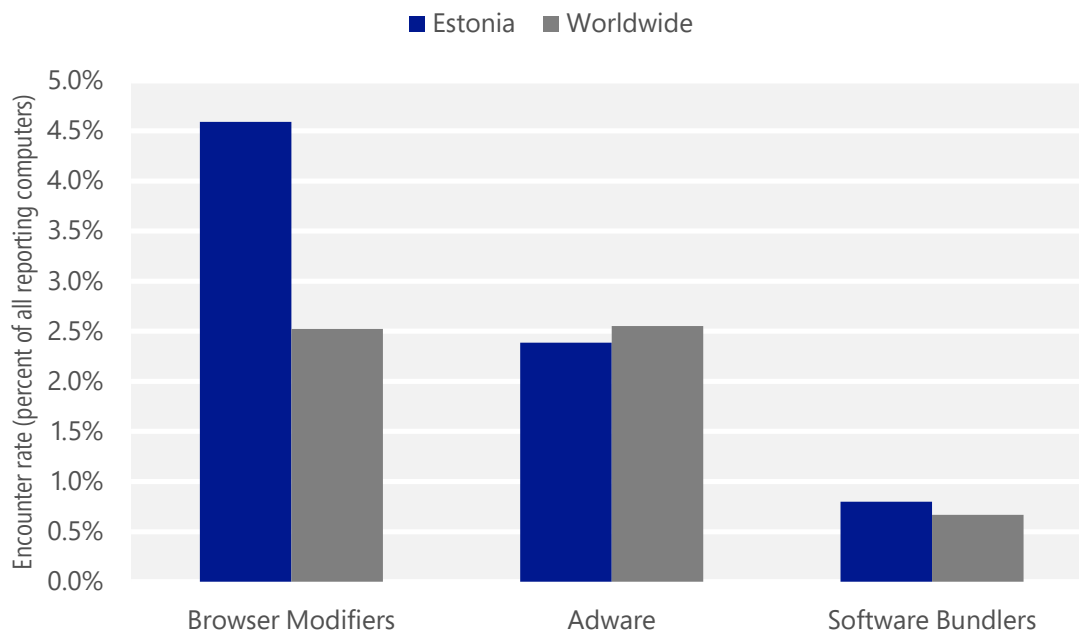
Malware encountered in Estonia in 4Q14, by category



- The most common malware category in Estonia in 4Q14 was Trojans. It was encountered by 3.3 percent of all computers there, down from 4.3 percent in 3Q14.
- The second most common malware category in Estonia in 4Q14 was Downloaders & Droppers. It was encountered by 2.1 percent of all computers there, down from 3.6 percent in 3Q14.
- The third most common malware category in Estonia in 4Q14 was Obfuscators & Injectors, which was encountered by 1.9 percent of all computers there, up from 1.8 percent in 3Q14.

## Unwanted software categories

Unwanted software encountered in Estonia in 4Q14, by category



- The most common unwanted software category in Estonia in 4Q14 was Browser Modifiers. It was encountered by 4.6 percent of all computers there, down from 4.8 percent in 3Q14.
- The second most common unwanted software category in Estonia in 4Q14 was Adware. It was encountered by 2.4 percent of all computers there, up from 0.4 percent in 3Q14.
- The third most common unwanted software category in Estonia in 4Q14 was Software Bundlers, which was encountered by 0.8 percent of all computers there, up from 0.1 percent in 3Q14.

## Top malware families by encounter rate

The most common malware families encountered in Estonia in 4Q14

	Family	Most significant category	% of reporting computers
1	<a href="#">Win32/Obfuscator</a>	Obfuscators & Injectors	1.6%
2	<a href="#">Win32/Ogimant</a>	Downloaders & Droppers	1.3%
3	<a href="#">JS/Axpergle</a>	Exploits	0.7%
4	<a href="#">Win32/Peaac</a>	Trojans	0.5%

- The most common malware family encountered in Estonia in 4Q14 was [Win32/Obfuscator](#), which was encountered by 1.6 percent of reporting computers there. [Win32/Obfuscator](#) is a generic detection for programs that have had their purpose disguised to hinder analysis or detection by antivirus scanners. Such programs commonly employ a combination of methods, including encryption, compression, anti-debugging and anti-emulation techniques.
- The second most common malware family encountered in Estonia in 4Q14 was [Win32/Ogimant](#), which was encountered by 1.3 percent of reporting computers there. [Win32/Ogimant](#) is a threat that claims to help download items from the Internet, but actually downloads and runs files that are specified by a remote attacker.
- The third most common malware family encountered in Estonia in 4Q14 was [JS/Axpergle](#), which was encountered by 0.7 percent of reporting computers there. [JS/Axpergle](#) is a detection for the Angler exploit kit, which exploits vulnerabilities in recent versions of Internet Explorer, Silverlight, Adobe Flash Player, and Java to install malware.
- The fourth most common malware family encountered in Estonia in 4Q14 was [Win32/Peaac](#), which was encountered by 0.5 percent of reporting computers there. [Win32/Peaac](#) is a generic detection for various threats that display trojan characteristics.

## Top unwanted software families by encounter rate

The most common unwanted software families encountered in Estonia in 4Q14

	Family	Most significant category	% of reporting computers
1	<a href="#">Win32/Couponruc</a>	Browser Modifiers	3.2%
2	<a href="#">Win32/Defaulttab</a>	Browser Modifiers	1.6%
3	<a href="#">Win32/BetterSurf</a>	Adware	1.3%
4	<a href="#">Win32/Costmin</a>	Adware	1.0%
5	<a href="#">Win32/Gofilexpress</a>	Software Bundlers	0.6%

- The most common unwanted software family encountered in Estonia in 4Q14 was [Win32/Couponruc](#), which was encountered by 3.2 percent of reporting computers there. [Win32/Couponruc](#) is a browser modifier that changes browser settings and may also modify some computer and Internet settings.
- The second most common unwanted software family encountered in Estonia in 4Q14 was [Win32/Defaulttab](#), which was encountered by 1.6 percent of reporting computers there. [Win32/Defaulttab](#) is a browser modifier that redirects web browser searches and prevents the user from changing browser settings.
- The third most common unwanted software family encountered in Estonia in 4Q14 was [Win32/BetterSurf](#), which was encountered by 1.3 percent of reporting computers there. [Win32/BetterSurf](#) is adware that displays unwanted ads on search engine results pages and other websites. It may be included with software bundles that offer free applications or games.

## Top threat families by infection rate

The most common malware families by infection rate in Estonia in 4Q14

	Family	Most significant category	Infection rate (CCM)
1	<a href="#">Win32/Tofsee</a>	Backdoors	0.3
2	<a href="#">MSIL/Bladabindi</a>	Backdoors	0.1
3	<a href="#">Win32/Ramnit</a>	Trojans	0.1
4	<a href="#">JS/Kilim</a>	Trojans	0.1
5	<a href="#">Win32/Sefnit</a>	Trojans	0.1
6	<a href="#">Win32/Sality</a>	Viruses	0.1
7	<a href="#">Win32/Jeefo</a>	Viruses	0.1
8	<a href="#">Win32/Zbot</a>	Password Stealers & Monitoring Tools	0.1
9	<a href="#">Win32/Gamarue</a>	Worms	0.1
10	<a href="#">JS/Miuref</a>	Trojans	0.1

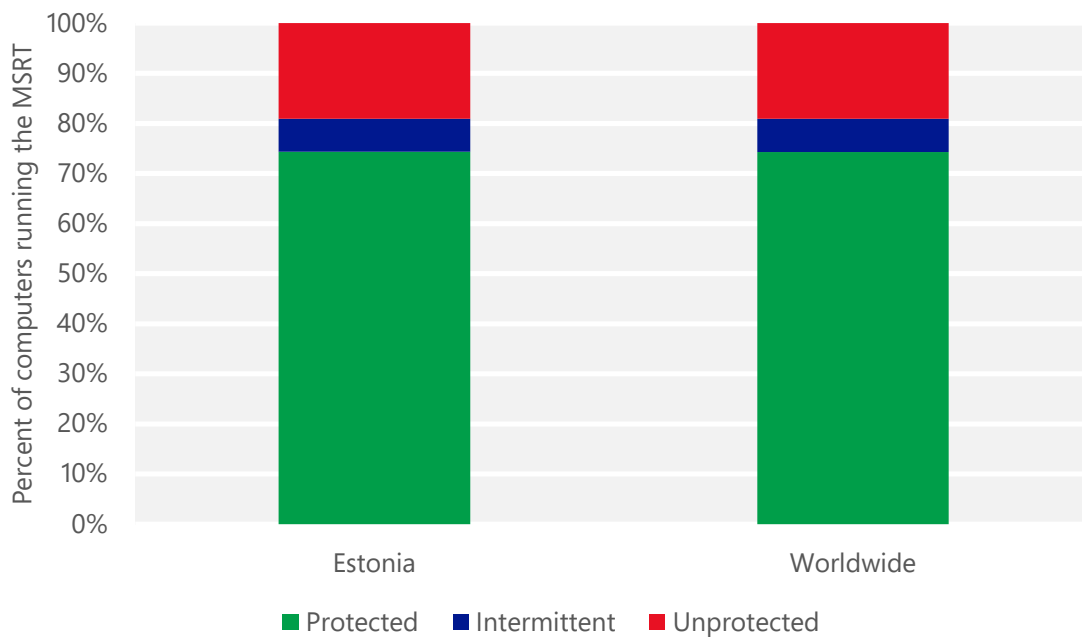
- The most common threat family infecting computers in Estonia in 4Q14 was [Win32/Tofsee](#), which was detected and removed from 0.3 of every 1,000 unique computers scanned by the MSRT. [Win32/Tofsee](#) is a multi-component family of backdoor trojans that act as a spam and traffic relay.
- The second most common threat family infecting computers in Estonia in 4Q14 was [MSIL/Bladabindi](#), which was detected and removed from 0.1 of every 1,000 unique computers scanned by the MSRT. [MSIL/Bladabindi](#) is a family of backdoors created by a malicious hacker tool called NJ Rat. The can steal sensitive information, download other malware, and allow backdoor access to an infected computer.
- The third most common threat family infecting computers in Estonia in 4Q14 was [Win32/Ramnit](#), which was detected and removed from 0.1 of every 1,000 unique computers scanned by the MSRT. [Win32/Ramnit](#) is a family of multi-component malware that infects executable files, Microsoft Office files, and HTML files. Win32/Ramnit spreads to removable drives and steals sensitive information such as saved FTP credentials and browser cookies. It may also open a backdoor to await instructions from a remote attacker.
- The fourth most common threat family infecting computers in Estonia in 4Q14 was [JS/Kilim](#), which was detected and removed from 0.1 of every 1,000 unique computers scanned by the MSRT. [JS/Kilim](#) is a trojan that hijacks the user's Facebook, Twitter, or YouTube account to promote pages. It may post hyperlinks or like pages on Facebook, post comments on YouTube videos, or follow profiles and send direct messages on Twitter without permission.

## Security software use

Recent releases of the MSRT collect and report details about the state of real-time antimalware software on a computer, if the computer's administrator has chosen to opt in to provide data to Microsoft. This telemetry data makes it possible to analyze security software usage patterns around the world and correlate them with infection rates.

A typical computer runs the MSRT three times each quarter, once for each monthly version of the tool that Microsoft releases. In the figure below, "Protected" represents computers that had real-time security software active and up-to-date every time the MSRT ran during a quarter; "Intermittently protected" represents computers that had security software active during one or more MSRT executions, but not all of them; and "Unprotected" represents computers that did not have security software active during any MSRT executions that quarter.

Percent of computers in Estonia and worldwide protected by real-time security software in 4Q14



## Drive-by download sites

A *drive-by download* site is a website that hosts one or more exploits that target vulnerabilities in web browsers and browser add-ons. Users with vulnerable computers can be infected with malware simply by visiting such a website, even without attempting to download anything. Drive-by download pages are usually hosted on legitimate Web sites to which an attacker has posted exploit code. Attackers gain access to legitimate sites through intrusion or by posting malicious code to a poorly secured web form, like a comment field on a blog. Compromised sites can be hosted anywhere in the world and concern nearly any subject imaginable, making it difficult for even an experienced user to identify a compromised site from a list of search results.

Search engines such as Bing have taken a number of measures to help protect users from drive-by downloads. As Bing indexes the web, pages are assessed for malicious elements or malicious behavior. Clicking the link in the list of search results displays a prominent warning, saying that the page may contain malicious software.

At the end of 3Q14, Bing detected 0.25 drive-by download URLs for every 1,000 URLs hosted in Estonia, compared to 0.41 worldwide. At the end of 4Q14, Bing detected 0.22 drive-by download URLs for every 1,000 URLs hosted in Estonia, compared to 0.45 worldwide.

Drive-by download pages per 1,000 URLs hosted in Estonia and worldwide

Metric	October 1, 2014	January 1, 2015
Drive-by download pages per 1,000 URLs, Estonia	0.25	0.22
<i>Drive-by download pages per 1,000 URLs worldwide</i>	<i>0.41</i>	<i>0.45</i>





# Finland

The statistics presented here are generated by Microsoft security programs and services running on computers in Finland in 4Q14 and previous quarters. This data is provided from administrators or users who choose to opt in to provide data to Microsoft, using IP address geolocation to determine country or region.

On computers running real-time security software, most attempts by malware to infect computers are blocked before they succeed. Therefore, for a comprehensive understanding of the malware landscape, it's important to consider infection attempts that are blocked as well as infections that are removed. For this reason, Microsoft uses two different metrics to measure malware prevalence:

- *Encounter rate* is simply the percentage of computers running Microsoft real-time security products that report a malware encounter, whether the infection attempt succeeds or not.
- *Computers cleaned per mille*, or *CCM*, is an infection rate metric that is defined as the number of computers cleaned for every 1,000 unique computers executing the Malicious Software Removal Tool (MSRT), a free tool distributed through Microsoft update services that removes more than 200 highly prevalent or serious threats from computers.

Infection rate statistics for Finland

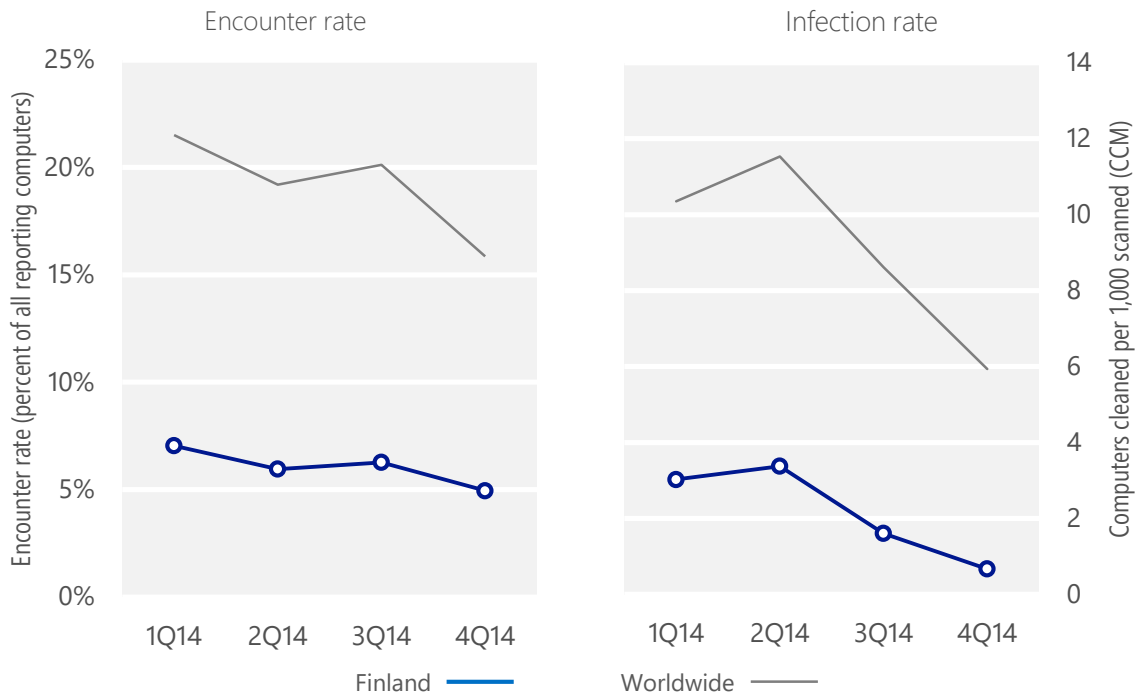
Metric	1Q14	2Q14	3Q14	4Q14
Encounter rate, Finland	7.0%	6.0%	6.3%	5.0%
Worldwide encounter rate	21.5%	19.2%	20.1%	15.9%
CCM, Finland	3.0	3.4	1.6	0.7
Worldwide CCM	10.3	11.5	8.6	5.9

Encounter and infection rates reported here do not include totals for the Brantall, Filcoute, and Rotbrow malware families. See pages 57–64 of [Microsoft Security Intelligence Report, Volume 17](#) for an explanation of this decision.

## Encounter and infection rate trends

In 4Q14, 5.0% percent of computers in Finland encountered malware, compared to the 4Q14 worldwide encounter rate of 15.9 percent. In addition, the MSRT detected and removed malware from 0.7 of every 1,000 unique computers scanned in Finland in 4Q14 (a CCM score of 0.7, compared to the 4Q14 worldwide CCM of 5.9). The following figure shows the encounter and infection rate trends for Finland over the last four quarters, compared to the world as a whole.

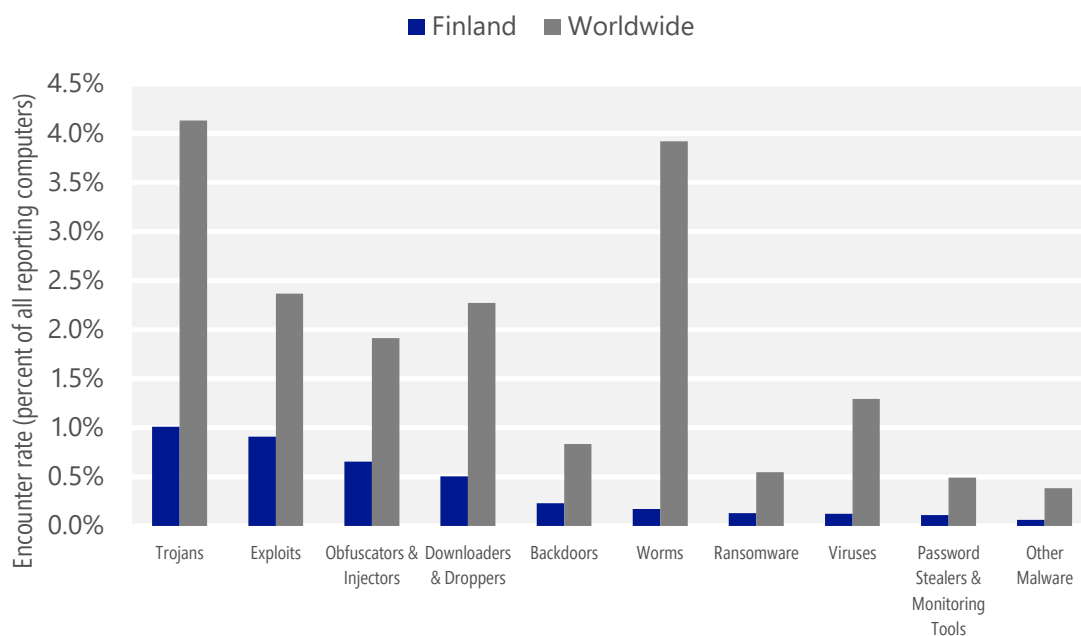
Malware encounter and infection rate trends in Finland and worldwide



See the Worldwide Threat Assessment section of [Microsoft Security Intelligence Report, Volume 18](http://www.microsoft.com/sir) at [www.microsoft.com/sir](http://www.microsoft.com/sir) for more information about threats in Finland and around the world, and for explanations of the methods and terms used here.

## Malware categories

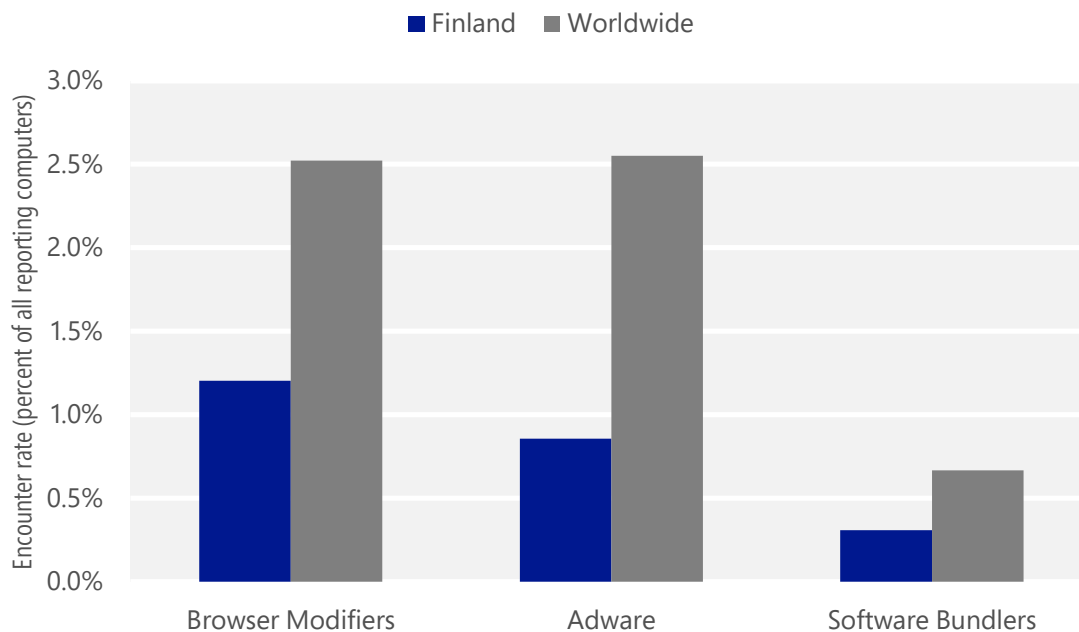
Malware encountered in Finland in 4Q14, by category



- The most common malware category in Finland in 4Q14 was Trojans. It was encountered by 1.0 percent of all computers there, down from 1.6 percent in 3Q14.
- The second most common malware category in Finland in 4Q14 was Exploits. It was encountered by 0.9 percent of all computers there, down from 1.3 percent in 3Q14.
- The third most common malware category in Finland in 4Q14 was Obfuscators & Injectors, which was encountered by 0.7 percent of all computers there, down from 1.1 percent in 3Q14.

## Unwanted software categories

Unwanted software encountered in Finland in 4Q14, by category



- The most common unwanted software category in Finland in 4Q14 was Browser Modifiers. It was encountered by 1.2 percent of all computers there, down from 2.0 percent in 3Q14.
- The second most common unwanted software category in Finland in 4Q14 was Adware. It was encountered by 0.9 percent of all computers there, up from 0.4 percent in 3Q14.
- The third most common unwanted software category in Finland in 4Q14 was Software Bundlers, which was encountered by 0.3 percent of all computers there, up from 0.1 percent in 3Q14.

## Top malware families by encounter rate

The most common malware families encountered in Finland in 4Q14

	Family	Most significant category	% of reporting computers
1	<a href="#">Win32/Obfuscator</a>	Obfuscators & Injectors	0.6%
2	<a href="#">JS/Axpergle</a>	Exploits	0.5%
3	<a href="#">Win32/Wysotot</a>	Trojans	0.1%

- The most common malware family encountered in Finland in 4Q14 was [Win32/Obfuscator](#), which was encountered by 0.6 percent of reporting computers there. [Win32/Obfuscator](#) is a generic detection for programs that have had their purpose disguised to hinder analysis or detection by antivirus scanners. Such programs commonly employ a combination of methods, including encryption, compression, anti-debugging and anti-emulation techniques.
- The second most common malware family encountered in Finland in 4Q14 was [JS/Axpergle](#), which was encountered by 0.5 percent of reporting computers there. [JS/Axpergle](#) is a detection for the Angler exploit kit, which exploits vulnerabilities in recent versions of Internet Explorer, Silverlight, Adobe Flash Player, and Java to install malware.
- The third most common malware family encountered in Finland in 4Q14 was [Win32/Wysotot](#), which was encountered by 0.1 percent of reporting computers there. [Win32/Wysotot](#) is a threat that can change the start page of the user's web browser, and may download and install other files to the computer. It is installed by software bundlers that advertise free software or games.
- The fourth most common malware family encountered in Finland in 4Q14 was [N/A](#), which was encountered by percent of reporting computers there.

## Top unwanted software families by encounter rate

The most common unwanted software families encountered in Finland in 4Q14

	Family	Most significant category	% of reporting computers
1	<a href="#">Win32/Couponruc</a>	Browser Modifiers	1.0%
2	<a href="#">Win32/Costmin</a>	Adware	0.4%
3	<a href="#">Win32/BetterSurf</a>	Adware	0.3%
4	<a href="#">Win32/Defaulttab</a>	Browser Modifiers	0.2%
5	<a href="#">Win32/Gofileexpress</a>	Software Bundlers	0.2%

- The most common unwanted software family encountered in Finland in 4Q14 was [Win32/Couponruc](#), which was encountered by 1.0 percent of reporting computers there. [Win32/Couponruc](#) is a browser modifier that changes browser settings and may also modify some computer and Internet settings.
- The second most common unwanted software family encountered in Finland in 4Q14 was [Win32/Costmin](#), which was encountered by 0.4 percent of reporting computers there. [Win32/Costmin](#) is an adware family that installs itself as a browser extension for Internet Explorer, Mozilla Firefox, and Google Chrome, and displays advertisements as the user browses the Internet.
- The third most common unwanted software family encountered in Finland in 4Q14 was [Win32/BetterSurf](#), which was encountered by 0.3 percent of reporting computers there. [Win32/BetterSurf](#) is adware that displays unwanted ads on search engine results pages and other websites. It may be included with software bundles that offer free applications or games.

## Top threat families by infection rate

The most common malware families by infection rate in Finland in 4Q14

	Family	Most significant category	Infection rate (CCM)
1	<a href="#">Win32/Wysotot</a>	Trojans	0.1
2	<a href="#">Win32/Sefnit</a>	Trojans	0.1
3	<a href="#">Win32/Alureon</a>	Trojans	0.1
4	<a href="#">MSIL/Bladabindi</a>	Backdoors	<0.1
5	<a href="#">JS/Miuref</a>	Trojans	<0.1
6	<a href="#">Win32/Zbot</a>	Password Stealers & Monitoring Tools	<0.1
7	<a href="#">VBS/Jenxcus</a>	Worms	<0.1
8	<a href="#">Win32/Gamarue</a>	Worms	<0.1
9	<a href="#">Win32/Sality</a>	Viruses	<0.1
10	<a href="#">JS/Kilim</a>	Trojans	<0.1

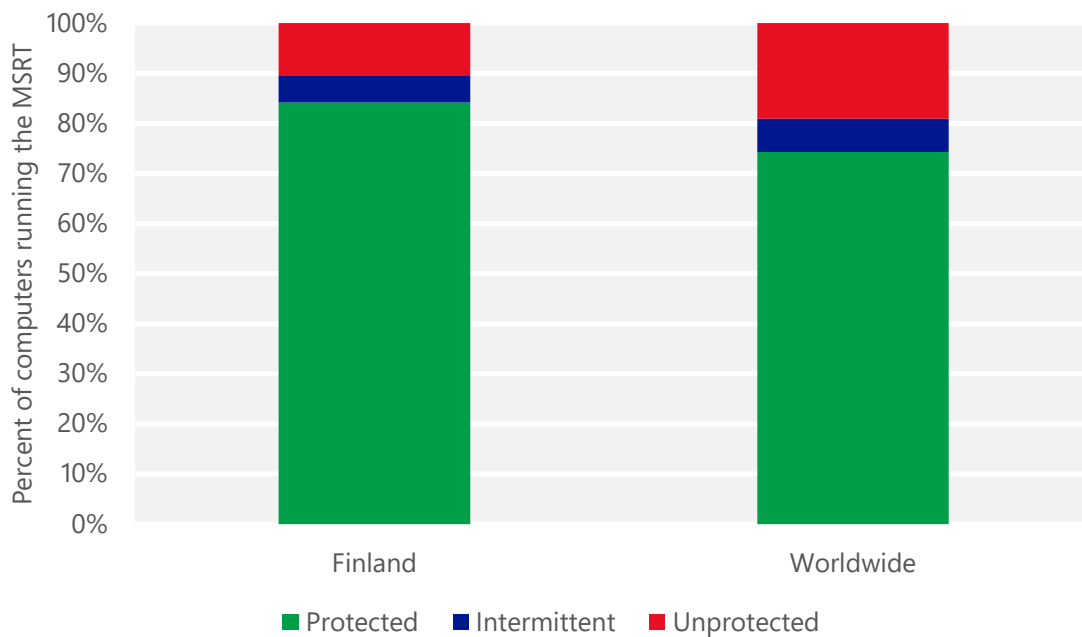
- The most common threat family infecting computers in Finland in 4Q14 was [Win32/Wysotot](#), which was detected and removed from 0.1 of every 1,000 unique computers scanned by the MSRT. [Win32/Wysotot](#) is a threat that can change the start page of the user's web browser, and may download and install other files to the computer. It is installed by software bundlers that advertise free software or games.
- The second most common threat family infecting computers in Finland in 4Q14 was [Win32/Sefnit](#), which was detected and removed from 0.1 of every 1,000 unique computers scanned by the MSRT. [Win32/Sefnit](#) is a family of trojans that can allow backdoor access, download files, and use the computer and Internet connection for click fraud. Some variants can monitor web browsers and hijack search results.
- The third most common threat family infecting computers in Finland in 4Q14 was [Win32/Alureon](#), which was detected and removed from 0.1 of every 1,000 unique computers scanned by the MSRT. [Win32/Alureon](#) is a data-stealing trojan that gathers confidential information such as user names, passwords, and credit card data from incoming and outgoing Internet traffic. It may also download malicious data and modify DNS settings.
- The fourth most common threat family infecting computers in Finland in 4Q14 was [MSIL/Bladabindi](#), which was detected and removed from <0.1 of every 1,000 unique computers scanned by the MSRT. [MSIL/Bladabindi](#) is a family of backdoors created by a malicious hacker tool called NJ Rat. The can steal sensitive information, download other malware, and allow backdoor access to an infected computer.

## Security software use

Recent releases of the MSRT collect and report details about the state of real-time antimalware software on a computer, if the computer's administrator has chosen to opt in to provide data to Microsoft. This telemetry data makes it possible to analyze security software usage patterns around the world and correlate them with infection rates.

A typical computer runs the MSRT three times each quarter, once for each monthly version of the tool that Microsoft releases. In the figure below, "Protected" represents computers that had real-time security software active and up-to-date every time the MSRT ran during a quarter; "Intermittently protected" represents computers that had security software active during one or more MSRT executions, but not all of them; and "Unprotected" represents computers that did not have security software active during any MSRT executions that quarter.

Percent of computers in Finland and worldwide protected by real-time security software in 4Q14





## Drive-by download sites

A *drive-by download* site is a website that hosts one or more exploits that target vulnerabilities in web browsers and browser add-ons. Users with vulnerable computers can be infected with malware simply by visiting such a website, even without attempting to download anything. Drive-by download pages are usually hosted on legitimate Web sites to which an attacker has posted exploit code. Attackers gain access to legitimate sites through intrusion or by posting malicious code to a poorly secured web form, like a comment field on a blog. Compromised sites can be hosted anywhere in the world and concern nearly any subject imaginable, making it difficult for even an experienced user to identify a compromised site from a list of search results.

Search engines such as Bing have taken a number of measures to help protect users from drive-by downloads. As Bing indexes the web, pages are assessed for malicious elements or malicious behavior. Clicking the link in the list of search results displays a prominent warning, saying that the page may contain malicious software.

At the end of 3Q14, Bing detected 0.03 drive-by download URLs for every 1,000 URLs hosted in Finland, compared to 0.41 worldwide. At the end of 4Q14, Bing detected 0.10 drive-by download URLs for every 1,000 URLs hosted in Finland, compared to 0.45 worldwide.

Drive-by download pages per 1,000 URLs hosted in Finland and worldwide

Metric	October 1, 2014	January 1, 2015
Drive-by download pages per 1,000 URLs, Finland	0.03	0.10
<i>Drive-by download pages per 1,000 URLs worldwide</i>	<i>0.41</i>	<i>0.45</i>



# France

The statistics presented here are generated by Microsoft security programs and services running on computers in France in 4Q14 and previous quarters. This data is provided from administrators or users who choose to opt in to provide data to Microsoft, using IP address geolocation to determine country or region.

On computers running real-time security software, most attempts by malware to infect computers are blocked before they succeed. Therefore, for a comprehensive understanding of the malware landscape, it's important to consider infection attempts that are blocked as well as infections that are removed. For this reason, Microsoft uses two different metrics to measure malware prevalence:

- *Encounter rate* is simply the percentage of computers running Microsoft real-time security products that report a malware encounter, whether the infection attempt succeeds or not.
- *Computers cleaned per mille*, or *CCM*, is an infection rate metric that is defined as the number of computers cleaned for every 1,000 unique computers executing the Malicious Software Removal Tool (MSRT), a free tool distributed through Microsoft update services that removes more than 200 highly prevalent or serious threats from computers.

Infection rate statistics for France

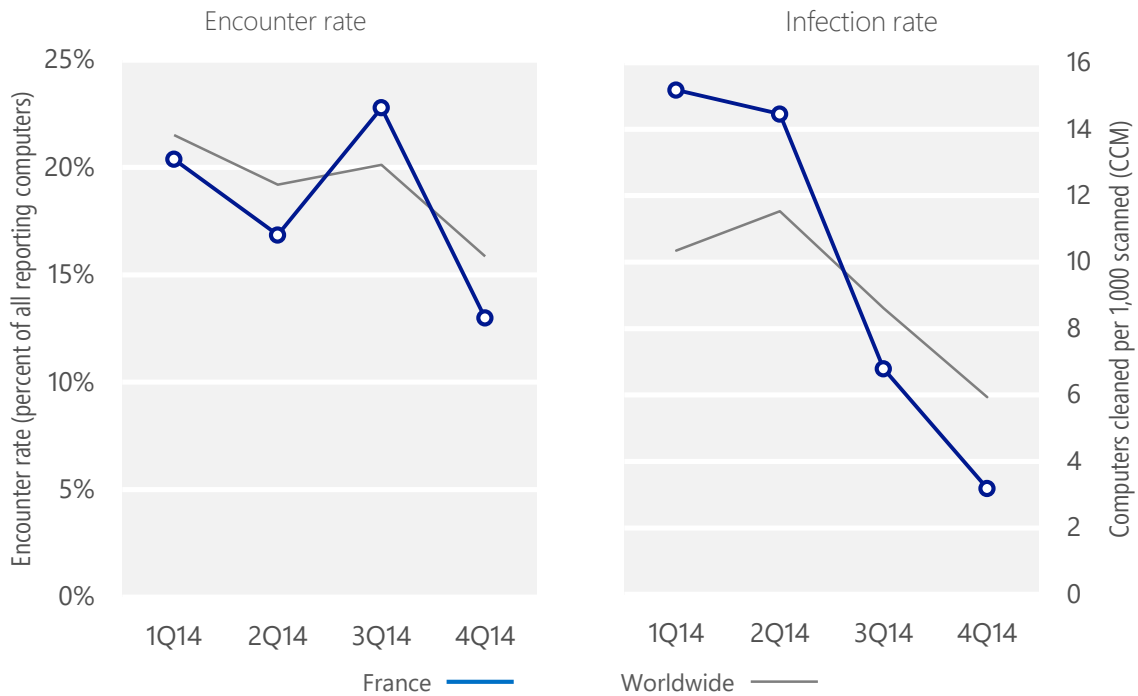
Metric	1Q14	2Q14	3Q14	4Q14
Encounter rate, France	20.4%	16.9%	22.8%	13.0%
Worldwide encounter rate	21.5%	19.2%	20.1%	15.9%
CCM, France	15.2	14.5	6.8	3.2
Worldwide CCM	10.3	11.5	8.6	5.9

Encounter and infection rates reported here do not include totals for the Brantall, Filcoute, and Rotbrow malware families. See pages 57–64 of [Microsoft Security Intelligence Report, Volume 17](#) for an explanation of this decision.

## Encounter and infection rate trends

In 4Q14, 13.0% percent of computers in France encountered malware, compared to the 4Q14 worldwide encounter rate of 15.9 percent. In addition, the MSRT detected and removed malware from 3.2 of every 1,000 unique computers scanned in France in 4Q14 (a CCM score of 3.2, compared to the 4Q14 worldwide CCM of 5.9). The following figure shows the encounter and infection rate trends for France over the last four quarters, compared to the world as a whole.

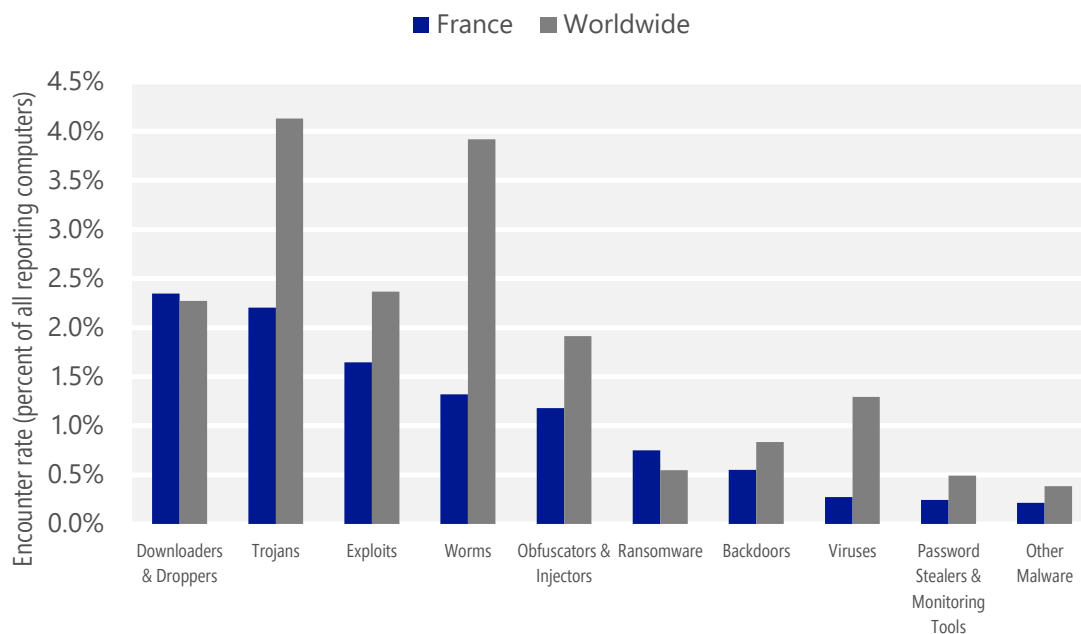
Malware encounter and infection rate trends in France and worldwide



See the Worldwide Threat Assessment section of [Microsoft Security Intelligence Report, Volume 18](#) at [www.microsoft.com/sir](http://www.microsoft.com/sir) for more information about threats in France and around the world, and for explanations of the methods and terms used here.

## Malware categories

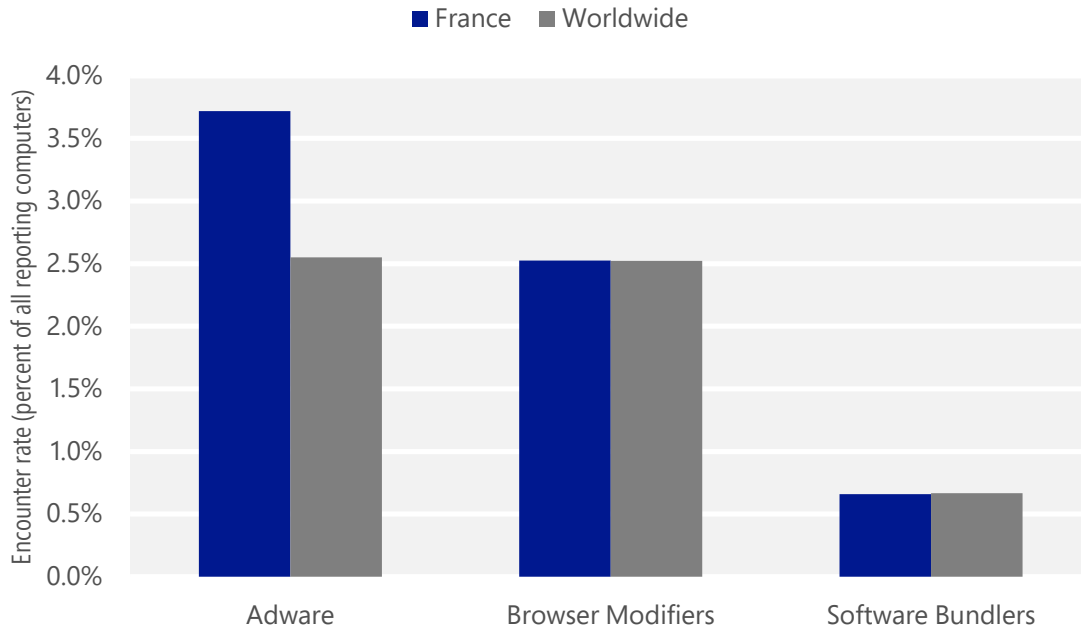
Malware encountered in France in 4Q14, by category



- The most common malware category in France in 4Q14 was Downloaders & Droppers. It was encountered by 2.3 percent of all computers there, down from 10.3 percent in 3Q14.
- The second most common malware category in France in 4Q14 was Trojans. It was encountered by 2.2 percent of all computers there, down from 4.1 percent in 3Q14.
- The third most common malware category in France in 4Q14 was Exploits, which was encountered by 1.6 percent of all computers there, down from 2.3 percent in 3Q14.

## Unwanted software categories

Unwanted software encountered in France in 4Q14, by category



- The most common unwanted software category in France in 4Q14 was Adware. It was encountered by 3.7 percent of all computers there, down from 7.8 percent in 3Q14.
- The second most common unwanted software category in France in 4Q14 was Browser Modifiers. It was encountered by 2.5 percent of all computers there, down from 5.1 percent in 3Q14.
- The third most common unwanted software category in France in 4Q14 was Software Bundlers, which was encountered by 0.7 percent of all computers there, up from 0.3 percent in 3Q14.

## Top malware families by encounter rate

The most common malware families encountered in France in 4Q14

	Family	Most significant category	% of reporting computers
1	<a href="#">Win32/Tugspay</a>	Downloaders & Droppers	1.4%
2	<a href="#">Win32/Obfuscator</a>	Obfuscators & Injectors	0.8%
3	<a href="#">JS/Axpergle</a>	Exploits	0.6%
4	<a href="#">JS/Krypterade</a>	Ransomware	0.6%
5	<a href="#">INF/Autorun</a>	Obfuscators & Injectors	0.5%
6	<a href="#">JS/Fiexp</a>	Exploits	0.4%
7	<a href="#">JS/Faceliker</a>	Trojans	0.4%
8	<a href="#">Win32/Wysotot</a>	Trojans	0.3%
9	<a href="#">VBS/Jenxcus</a>	Worms	0.3%
10	<a href="#">ASX/Wimad</a>	Downloaders & Droppers	0.3%

- The most common malware family encountered in France in 4Q14 was [Win32/Tugspay](#), which was encountered by 1.4 percent of reporting computers there. [Win32/Tugspay](#) is a downloader that spreads by posing as an installer for legitimate software, such as a Java update, or through other malware. When installed, it downloads unwanted software to the computer.
- The second most common malware family encountered in France in 4Q14 was [Win32/Obfuscator](#), which was encountered by 0.8 percent of reporting computers there. [Win32/Obfuscator](#) is a generic detection for programs that have had their purpose disguised to hinder analysis or detection by antivirus scanners. Such programs commonly employ a combination of methods, including encryption, compression, anti-debugging and anti-emulation techniques.
- The third most common malware family encountered in France in 4Q14 was [JS/Axpergle](#), which was encountered by 0.6 percent of reporting computers there. [JS/Axpergle](#) is a detection for the Angler exploit kit, which exploits vulnerabilities in recent versions of Internet Explorer, Silverlight, Adobe Flash Player, and Java to install malware.
- The fourth most common malware family encountered in France in 4Q14 was [JS/Krypterade](#), which was encountered by 0.6 percent of reporting computers there. [JS/Krypterade](#) is ransomware that fraudulently claims the computer has been used for unlawful activity, locks it, and demands that the user pay to unlock it.

## Top unwanted software families by encounter rate

The most common unwanted software families encountered in France in 4Q14

	Family	Most significant category	% of reporting computers
1	<a href="#">Win32/Couponruc</a>	Browser Modifiers	2.3%
2	<a href="#">Win32/Costmin</a>	Adware	1.2%
3	<a href="#">Win32/BetterSurf</a>	Adware	0.5%
4	<a href="#">Win32/Pennybee</a>	Adware	0.5%
5	<a href="#">Win32/Couponarific</a>	Adware	0.4%

- The most common unwanted software family encountered in France in 4Q14 was [Win32/Couponruc](#), which was encountered by 2.3 percent of reporting computers there. [Win32/Couponruc](#) is a browser modifier that changes browser settings and may also modify some computer and Internet settings.
- The second most common unwanted software family encountered in France in 4Q14 was [Win32/Costmin](#), which was encountered by 1.2 percent of reporting computers there. [Win32/Costmin](#) is an adware family that installs itself as a browser extension for Internet Explorer, Mozilla Firefox, and Google Chrome, and displays advertisements as the user browses the Internet.
- The third most common unwanted software family encountered in France in 4Q14 was [Win32/BetterSurf](#), which was encountered by 0.5 percent of reporting computers there. [Win32/BetterSurf](#) is adware that displays unwanted ads on search engine results pages and other websites. It may be included with software bundles that offer free applications or games.



## Top threat families by infection rate

The most common malware families by infection rate in France in 4Q14

	Family	Most significant category	Infection rate (CCM)
1	<a href="#">Win32/Wysotot</a>	Trojans	0.8
2	<a href="#">VBS/Jenxcus</a>	Worms	0.5
3	<a href="#">Win32/Sefnit</a>	Trojans	0.4
4	<a href="#">JS/Miuref</a>	Trojans	0.2
5	<a href="#">Win32/Brontok</a>	Worms	0.2
6	<a href="#">Win32/Alureon</a>	Trojans	0.1
7	<a href="#">Win32/Zbot</a>	Password Stealers & Monitoring Tools	0.1
8	<a href="#">MSIL/Bladabindi</a>	Backdoors	0.1
9	<a href="#">Win32/Vobfus</a>	Worms	0.1
10	<a href="#">Win32/Sality</a>	Viruses	0.1

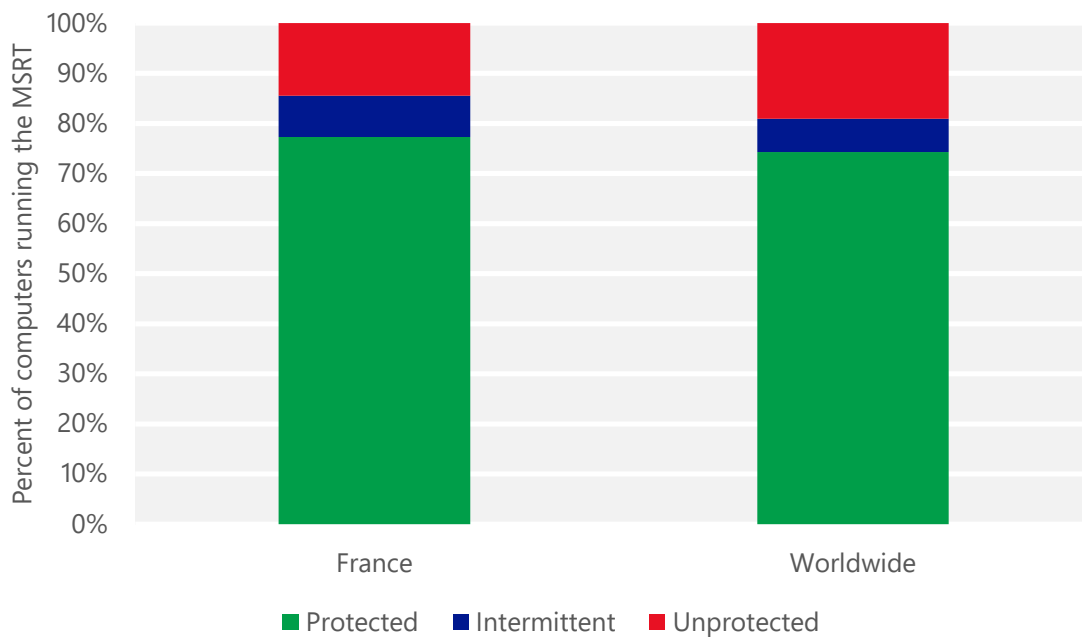
- The most common threat family infecting computers in France in 4Q14 was [Win32/Wysotot](#), which was detected and removed from 0.8 of every 1,000 unique computers scanned by the MSRT. [Win32/Wysotot](#) is a threat that can change the start page of the user's web browser, and may download and install other files to the computer. It is installed by software bundlers that advertise free software or games.
- The second most common threat family infecting computers in France in 4Q14 was [VBS/Jenxcus](#), which was detected and removed from 0.5 of every 1,000 unique computers scanned by the MSRT. [VBS/Jenxcus](#) is a worm that gives an attacker control of the computer. It is spread by infected removable drives, like USB flash drives. It can also be downloaded within a torrent file.
- The third most common threat family infecting computers in France in 4Q14 was [Win32/Sefnit](#), which was detected and removed from 0.4 of every 1,000 unique computers scanned by the MSRT. [Win32/Sefnit](#) is a family of trojans that can allow backdoor access, download files, and use the computer and Internet connection for click fraud. Some variants can monitor web browsers and hijack search results.
- The fourth most common threat family infecting computers in France in 4Q14 was [JS/Miuref](#), which was detected and removed from 0.2 of every 1,000 unique computers scanned by the MSRT. [JS/Miuref](#) is a family of malicious JavaScript files that redirect the web browser to show ads or download malware. They can be installed by other malware, including Win32/Fareit, or installed through spam email attachments.

## Security software use

Recent releases of the MSRT collect and report details about the state of real-time antimalware software on a computer, if the computer's administrator has chosen to opt in to provide data to Microsoft. This telemetry data makes it possible to analyze security software usage patterns around the world and correlate them with infection rates.

A typical computer runs the MSRT three times each quarter, once for each monthly version of the tool that Microsoft releases. In the figure below, "Protected" represents computers that had real-time security software active and up-to-date every time the MSRT ran during a quarter; "Intermittently protected" represents computers that had security software active during one or more MSRT executions, but not all of them; and "Unprotected" represents computers that did not have security software active during any MSRT executions that quarter.

Percent of computers in France and worldwide protected by real-time security software in 4Q14



## Drive-by download sites

A *drive-by download* site is a website that hosts one or more exploits that target vulnerabilities in web browsers and browser add-ons. Users with vulnerable computers can be infected with malware simply by visiting such a website, even without attempting to download anything. Drive-by download pages are usually hosted on legitimate Web sites to which an attacker has posted exploit code. Attackers gain access to legitimate sites through intrusion or by posting malicious code to a poorly secured web form, like a comment field on a blog. Compromised sites can be hosted anywhere in the world and concern nearly any subject imaginable, making it difficult for even an experienced user to identify a compromised site from a list of search results.

Search engines such as Bing have taken a number of measures to help protect users from drive-by downloads. As Bing indexes the web, pages are assessed for malicious elements or malicious behavior. Clicking the link in the list of search results displays a prominent warning, saying that the page may contain malicious software.

At the end of 3Q14, Bing detected 0.34 drive-by download URLs for every 1,000 URLs hosted in France, compared to 0.41 worldwide. At the end of 4Q14, Bing detected 0.16 drive-by download URLs for every 1,000 URLs hosted in France, compared to 0.45 worldwide.

Drive-by download pages per 1,000 URLs hosted in France and worldwide

Metric	October 1, 2014	January 1, 2015
Drive-by download pages per 1,000 URLs, France	0.34	0.16
<i>Drive-by download pages per 1,000 URLs worldwide</i>	<i>0.41</i>	<i>0.45</i>



# Georgia

The statistics presented here are generated by Microsoft security programs and services running on computers in Georgia in 4Q14 and previous quarters. This data is provided from administrators or users who choose to opt in to provide data to Microsoft, using IP address geolocation to determine country or region.

On computers running real-time security software, most attempts by malware to infect computers are blocked before they succeed. Therefore, for a comprehensive understanding of the malware landscape, it's important to consider infection attempts that are blocked as well as infections that are removed. For this reason, Microsoft uses two different metrics to measure malware prevalence:

- *Encounter rate* is simply the percentage of computers running Microsoft real-time security products that report a malware encounter, whether the infection attempt succeeds or not.
- *Computers cleaned per mille*, or *CCM*, is an infection rate metric that is defined as the number of computers cleaned for every 1,000 unique computers executing the Malicious Software Removal Tool (MSRT), a free tool distributed through Microsoft update services that removes more than 200 highly prevalent or serious threats from computers.

Infection rate statistics for Georgia

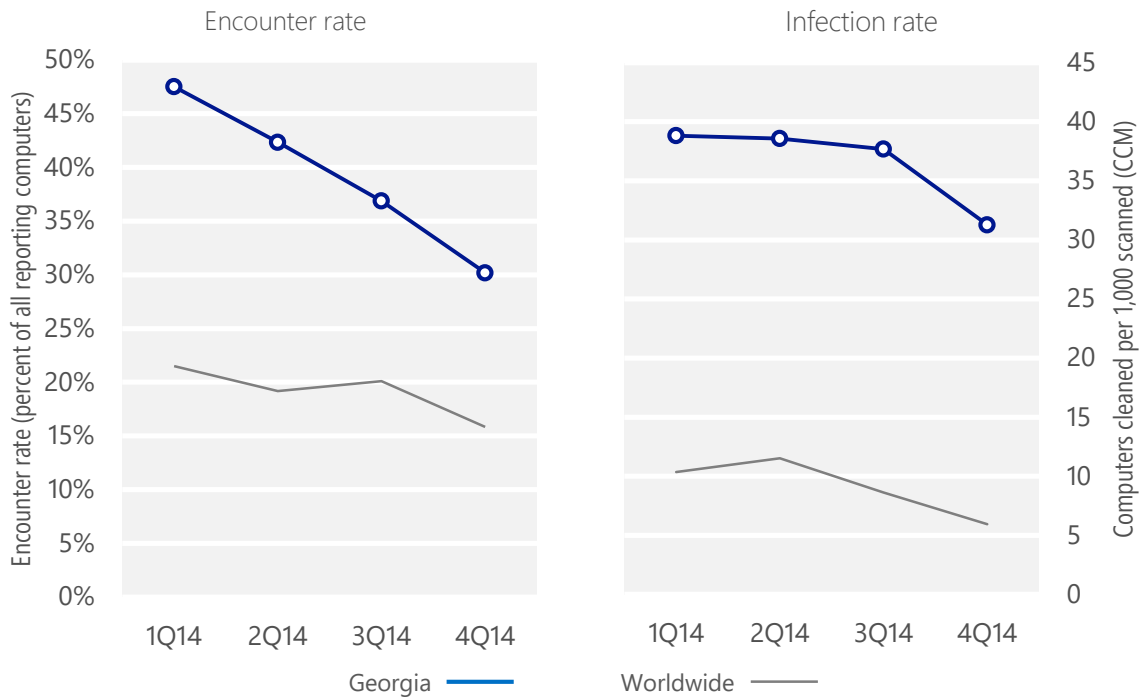
Metric	1Q14	2Q14	3Q14	4Q14
Encounter rate, Georgia	47.5%	42.3%	36.9%	30.2%
Worldwide encounter rate	21.5%	19.2%	20.1%	15.9%
CCM, Georgia	38.8	38.6	37.7	31.3
Worldwide CCM	10.3	11.5	8.6	5.9

Encounter and infection rates reported here do not include totals for the Brantall, Filcoute, and Rotbrow malware families. See pages 57–64 of [Microsoft Security Intelligence Report, Volume 17](#) for an explanation of this decision.

## Encounter and infection rate trends

In 4Q14, 30.2% percent of computers in Georgia encountered malware, compared to the 4Q14 worldwide encounter rate of 15.9 percent. In addition, the MSRT detected and removed malware from 31.3 of every 1,000 unique computers scanned in Georgia in 4Q14 (a CCM score of 31.3, compared to the 4Q14 worldwide CCM of 5.9). The following figure shows the encounter and infection rate trends for Georgia over the last four quarters, compared to the world as a whole.

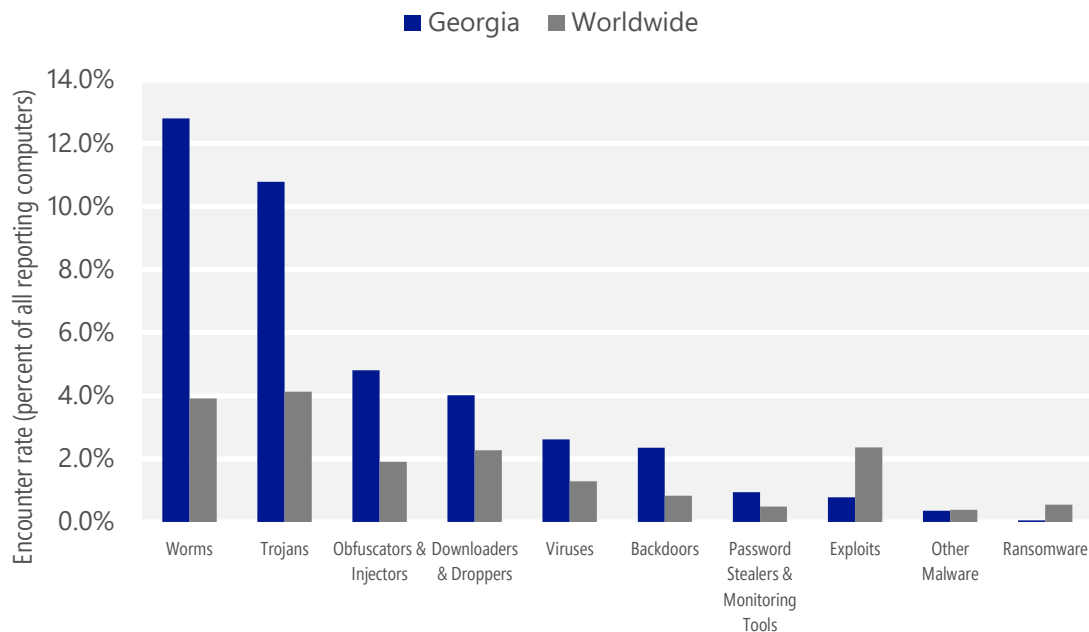
Malware encounter and infection rate trends in Georgia and worldwide



See the Worldwide Threat Assessment section of [Microsoft Security Intelligence Report, Volume 18](http://www.microsoft.com/sir) at [www.microsoft.com/sir](http://www.microsoft.com/sir) for more information about threats in Georgia and around the world, and for explanations of the methods and terms used here.

## Malware categories

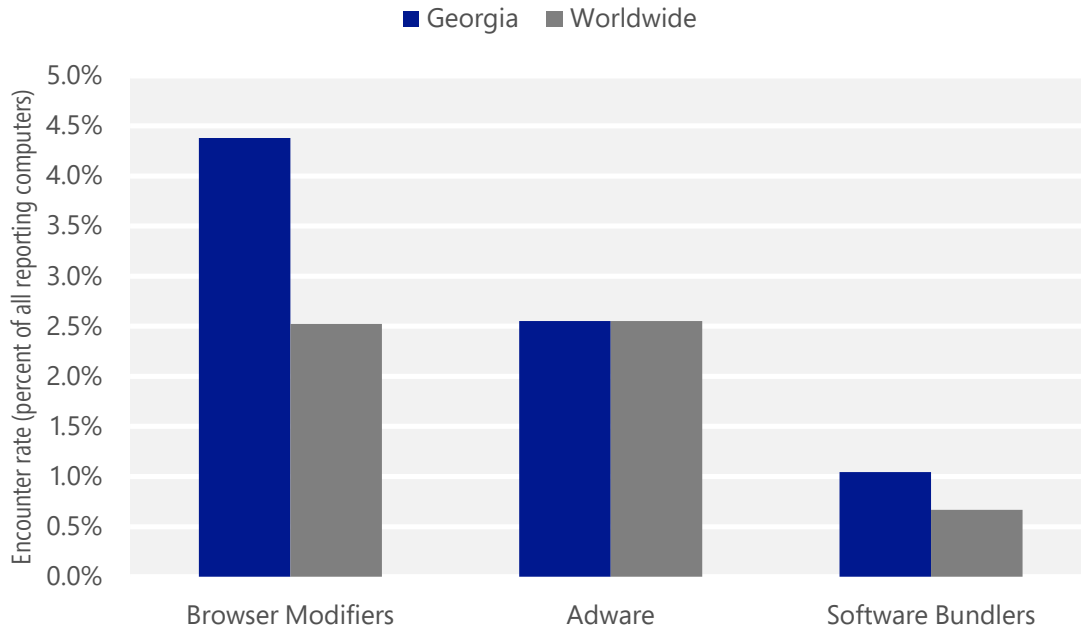
Malware encountered in Georgia in 4Q14, by category



- The most common malware category in Georgia in 4Q14 was Worms. It was encountered by 12.8 percent of all computers there, down from 18.5 percent in 3Q14.
- The second most common malware category in Georgia in 4Q14 was Trojans. It was encountered by 10.8 percent of all computers there, down from 13.5 percent in 3Q14.
- The third most common malware category in Georgia in 4Q14 was Obfuscators & Injectors, which was encountered by 4.8 percent of all computers there, down from 7.0 percent in 3Q14.

## Unwanted software categories

Unwanted software encountered in Georgia in 4Q14, by category



- The most common unwanted software category in Georgia in 4Q14 was Browser Modifiers. It was encountered by 4.4 percent of all computers there, down from 5.8 percent in 3Q14.
- The second most common unwanted software category in Georgia in 4Q14 was Adware. It was encountered by 2.6 percent of all computers there, up from 0.5 percent in 3Q14.
- The third most common unwanted software category in Georgia in 4Q14 was Software Bundlers, which was encountered by 1.0 percent of all computers there, up from 0.1 percent in 3Q14.



## Top malware families by encounter rate

The most common malware families encountered in Georgia in 4Q14

	Family	Most significant category	% of reporting computers
1	<a href="#">Win32/Gamarue</a>	Worms	4.6%
2	<a href="#">JS/Kilim</a>	Trojans	3.7%
3	<a href="#">Win32/Tophos</a>	Worms	3.1%
4	<a href="#">Win32/Obfuscator</a>	Obfuscators & Injectors	2.7%
5	<a href="#">Win32/Ogimant</a>	Downloaders & Droppers	2.3%
6	<a href="#">INF/Autorun</a>	Obfuscators & Injectors	2.2%
7	<a href="#">Win32/Brontok</a>	Worms	2.1%
8	<a href="#">Win32/Sality</a>	Viruses	1.3%
9	<a href="#">Win32/Peaac</a>	Trojans	1.2%
10	<a href="#">Win32/Vermis</a>	Worms	1.2%

- The most common malware family encountered in Georgia in 4Q14 was [Win32/Gamarue](#), which was encountered by 4.6 percent of reporting computers there. [Win32/Gamarue](#) is a worm that is commonly distributed via exploit kits and social engineering. Variants have been observed stealing information from the local computer and communicating with command-and-control (C&C) servers managed by attackers.
- The second most common malware family encountered in Georgia in 4Q14 was [JS/Kilim](#), which was encountered by 3.7 percent of reporting computers there. [JS/Kilim](#) is a trojan that hijacks the user's Facebook, Twitter, or YouTube account to promote pages. It may post hyperlinks or like pages on Facebook, post comments on YouTube videos, or follow profiles and send direct messages on Twitter without permission.
- The third most common malware family encountered in Georgia in 4Q14 was [Win32/Tophos](#), which was encountered by 3.1 percent of reporting computers there. [Win32/Tophos](#) is a worm that copies itself to network shares and removable drives, displays an adult-oriented image, and may download additional malware.
- The fourth most common malware family encountered in Georgia in 4Q14 was [Win32/Obfuscator](#), which was encountered by 2.7 percent of reporting computers there. [Win32/Obfuscator](#) is a generic detection for programs that have had their purpose disguised to hinder analysis or detection by antivirus scanners. Such programs commonly employ a combination of methods, including encryption, compression, anti-debugging and anti-emulation techniques.

## Top unwanted software families by encounter rate

The most common unwanted software families encountered in Georgia in 4Q14

	Family	Most significant category	% of reporting computers
1	<a href="#">Win32/Couponruc</a>	Browser Modifiers	3.6%
2	<a href="#">Win32/BetterSurf</a>	Adware	1.5%
3	<a href="#">Win32/Costmin</a>	Adware	1.0%
4	<a href="#">Win32/Defaulttab</a>	Browser Modifiers	0.9%
5	<a href="#">Win32/Gofileexpress</a>	Software Bundlers	0.8%

- The most common unwanted software family encountered in Georgia in 4Q14 was [Win32/Couponruc](#), which was encountered by 3.6 percent of reporting computers there. [Win32/Couponruc](#) is a browser modifier that changes browser settings and may also modify some computer and Internet settings.
- The second most common unwanted software family encountered in Georgia in 4Q14 was [Win32/BetterSurf](#), which was encountered by 1.5 percent of reporting computers there. [Win32/BetterSurf](#) is adware that displays unwanted ads on search engine results pages and other websites. It may be included with software bundles that offer free applications or games.
- The third most common unwanted software family encountered in Georgia in 4Q14 was [Win32/Costmin](#), which was encountered by 1.0 percent of reporting computers there. [Win32/Costmin](#) is an adware family that installs itself as a browser extension for Internet Explorer, Mozilla Firefox, and Google Chrome, and displays advertisements as the user browses the Internet.

## Top threat families by infection rate

The most common malware families by infection rate in Georgia in 4Q14

	Family	Most significant category	Infection rate (CCM)
1	<a href="#">JS/Kilim</a>	Trojans	7.0
2	<a href="#">Win32/Gamarue</a>	Worms	6.0
3	<a href="#">Win32/Sality</a>	Viruses	4.3
4	<a href="#">Win32/Brontok</a>	Worms	3.8
5	<a href="#">Win32/Ramnit</a>	Trojans	2.3
6	<a href="#">Win32/Jeebo</a>	Viruses	2.0
7	<a href="#">Win32/Dorkbot</a>	Worms	1.4
8	<a href="#">Win32/Helompy</a>	Worms	1.4
9	<a href="#">Win32/Nugel</a>	Worms	1.4
10	<a href="#">Win32/Lethic</a>	Trojans	0.8

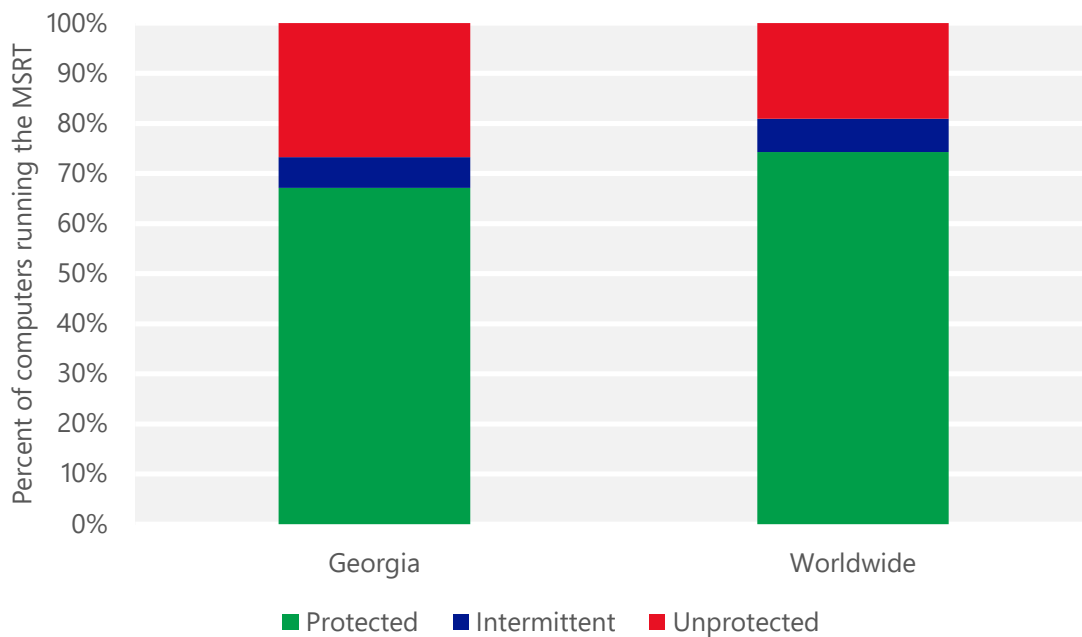
- The most common threat family infecting computers in Georgia in 4Q14 was [JS/Kilim](#), which was detected and removed from 7.0 of every 1,000 unique computers scanned by the MSRT. [JS/Kilim](#) is a trojan that hijacks the user's Facebook, Twitter, or YouTube account to promote pages. It may post hyperlinks or like pages on Facebook, post comments on YouTube videos, or follow profiles and send direct messages on Twitter without permission.
- The second most common threat family infecting computers in Georgia in 4Q14 was [Win32/Gamarue](#), which was detected and removed from 6.0 of every 1,000 unique computers scanned by the MSRT. [Win32/Gamarue](#) is a worm that is commonly distributed via exploit kits and social engineering. Variants have been observed stealing information from the local computer and communicating with command-and-control (C&C) servers managed by attackers.
- The third most common threat family infecting computers in Georgia in 4Q14 was [Win32/Sality](#), which was detected and removed from 4.3 of every 1,000 unique computers scanned by the MSRT. [Win32/Sality](#) is a family of polymorphic file infectors that target executable files with the extensions .scr or .exe. They may execute a damaging payload that deletes files with certain extensions and terminates security-related processes and services.
- The fourth most common threat family infecting computers in Georgia in 4Q14 was [Win32/Brontok](#), which was detected and removed from 3.8 of every 1,000 unique computers scanned by the MSRT. [Win32/Brontok](#) is a mass-mailing email worm that spreads by sending copies of itself as email attachments to addresses gathered from files on the infected computer, and by copying itself to removable volumes. Brontok can disable security software, and may conduct DoS attacks against certain websites.

## Security software use

Recent releases of the MSRT collect and report details about the state of real-time antimalware software on a computer, if the computer's administrator has chosen to opt in to provide data to Microsoft. This telemetry data makes it possible to analyze security software usage patterns around the world and correlate them with infection rates.

A typical computer runs the MSRT three times each quarter, once for each monthly version of the tool that Microsoft releases. In the figure below, "Protected" represents computers that had real-time security software active and up-to-date every time the MSRT ran during a quarter; "Intermittently protected" represents computers that had security software active during one or more MSRT executions, but not all of them; and "Unprotected" represents computers that did not have security software active during any MSRT executions that quarter.

Percent of computers in Georgia and worldwide protected by real-time security software in 4Q14



## Drive-by download sites

A *drive-by download* site is a website that hosts one or more exploits that target vulnerabilities in web browsers and browser add-ons. Users with vulnerable computers can be infected with malware simply by visiting such a website, even without attempting to download anything. Drive-by download pages are usually hosted on legitimate Web sites to which an attacker has posted exploit code. Attackers gain access to legitimate sites through intrusion or by posting malicious code to a poorly secured web form, like a comment field on a blog. Compromised sites can be hosted anywhere in the world and concern nearly any subject imaginable, making it difficult for even an experienced user to identify a compromised site from a list of search results.

Search engines such as Bing have taken a number of measures to help protect users from drive-by downloads. As Bing indexes the web, pages are assessed for malicious elements or malicious behavior. Clicking the link in the list of search results displays a prominent warning, saying that the page may contain malicious software.

At the end of 3Q14, Bing detected 0.16 drive-by download URLs for every 1,000 URLs hosted in Georgia, compared to 0.41 worldwide. At the end of 4Q14, Bing detected 0.19 drive-by download URLs for every 1,000 URLs hosted in Georgia, compared to 0.45 worldwide.

Drive-by download pages per 1,000 URLs hosted in Georgia and worldwide

Metric	October 1, 2014	January 1, 2015
Drive-by download pages per 1,000 URLs, Georgia	0.16	0.19
<i>Drive-by download pages per 1,000 URLs worldwide</i>	<i>0.41</i>	<i>0.45</i>



# Germany

The statistics presented here are generated by Microsoft security programs and services running on computers in Germany in 4Q14 and previous quarters. This data is provided from administrators or users who choose to opt in to provide data to Microsoft, using IP address geolocation to determine country or region.

On computers running real-time security software, most attempts by malware to infect computers are blocked before they succeed. Therefore, for a comprehensive understanding of the malware landscape, it's important to consider infection attempts that are blocked as well as infections that are removed. For this reason, Microsoft uses two different metrics to measure malware prevalence:

- *Encounter rate* is simply the percentage of computers running Microsoft real-time security products that report a malware encounter, whether the infection attempt succeeds or not.
- *Computers cleaned per mille*, or *CCM*, is an infection rate metric that is defined as the number of computers cleaned for every 1,000 unique computers executing the Malicious Software Removal Tool (MSRT), a free tool distributed through Microsoft update services that removes more than 200 highly prevalent or serious threats from computers.

Infection rate statistics for Germany

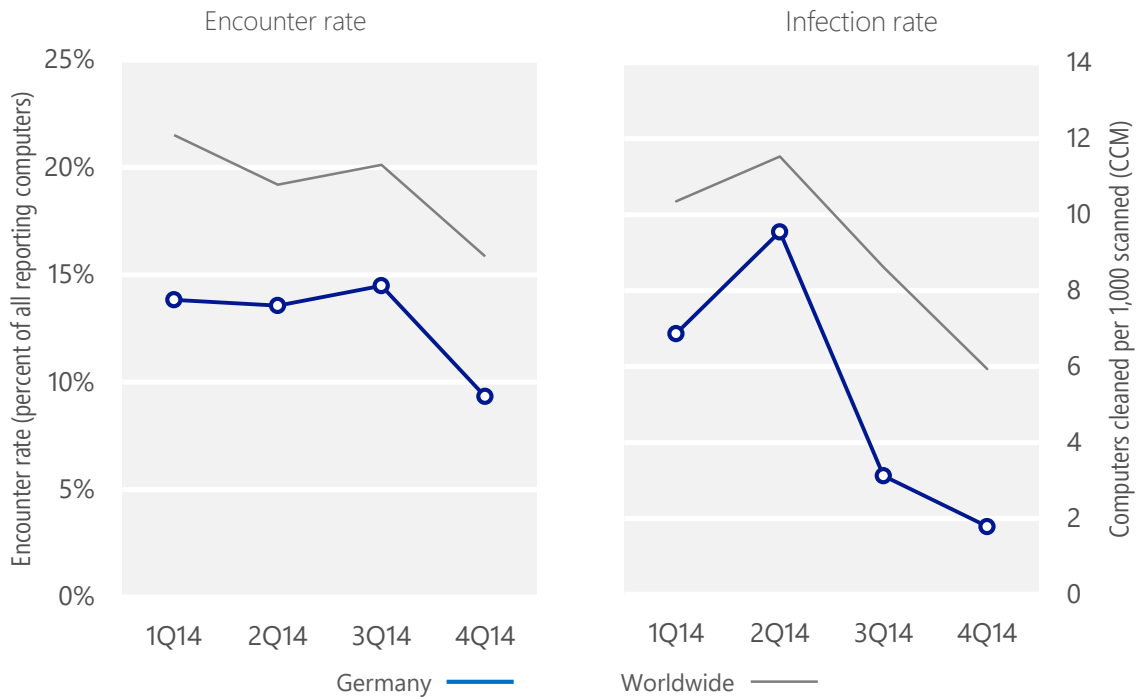
Metric	1Q14	2Q14	3Q14	4Q14
Encounter rate, Germany	13.8%	13.6%	14.5%	9.3%
Worldwide encounter rate	21.5%	19.2%	20.1%	15.9%
CCM, Germany	6.9	9.5	3.1	1.8
Worldwide CCM	10.3	11.5	8.6	5.9

Encounter and infection rates reported here do not include totals for the Brantall, Filcoute, and Rotbrow malware families. See pages 57–64 of [Microsoft Security Intelligence Report, Volume 17](#) for an explanation of this decision.

## Encounter and infection rate trends

In 4Q14, 9.3% percent of computers in Germany encountered malware, compared to the 4Q14 worldwide encounter rate of 15.9 percent. In addition, the MSRT detected and removed malware from 1.8 of every 1,000 unique computers scanned in Germany in 4Q14 (a CCM score of 1.8, compared to the 4Q14 worldwide CCM of 5.9). The following figure shows the encounter and infection rate trends for Germany over the last four quarters, compared to the world as a whole.

Malware encounter and infection rate trends in Germany and worldwide

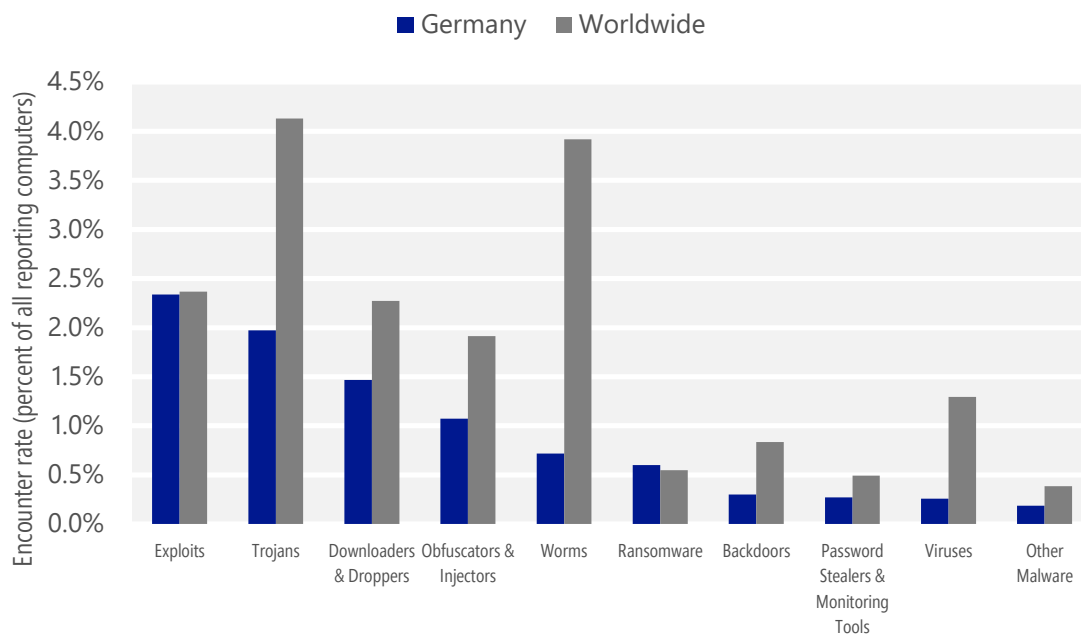


See the Worldwide Threat Assessment section of [Microsoft Security Intelligence Report, Volume 18](http://www.microsoft.com/sir) at [www.microsoft.com/sir](http://www.microsoft.com/sir) for more information about threats in Germany and around the world, and for explanations of the methods and terms used here.



## Malware categories

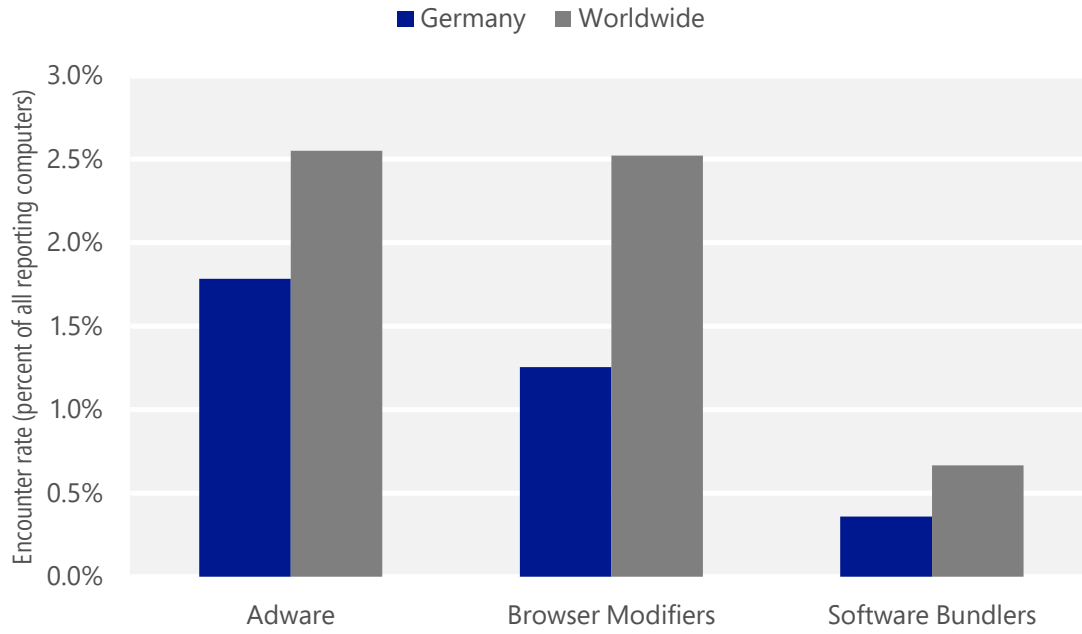
Malware encountered in Germany in 4Q14, by category



- The most common malware category in Germany in 4Q14 was Exploits. It was encountered by 2.3 percent of all computers there, down from 5.7 percent in 3Q14.
- The second most common malware category in Germany in 4Q14 was Trojans. It was encountered by 2.0 percent of all computers there, down from 2.7 percent in 3Q14.
- The third most common malware category in Germany in 4Q14 was Downloaders & Droppers, which was encountered by 1.5 percent of all computers there, down from 2.7 percent in 3Q14.

## Unwanted software categories

Unwanted software encountered in Germany in 4Q14, by category



- The most common unwanted software category in Germany in 4Q14 was Adware. It was encountered by 1.8 percent of all computers there, down from 4.1 percent in 3Q14.
- The second most common unwanted software category in Germany in 4Q14 was Browser Modifiers. It was encountered by 1.3 percent of all computers there, down from 1.7 percent in 3Q14.
- The third most common unwanted software category in Germany in 4Q14 was Software Bundlers, which was encountered by 0.4 percent of all computers there, up from 0.1 percent in 3Q14.

## Top malware families by encounter rate

The most common malware families encountered in Germany in 4Q14

	Family	Most significant category	% of reporting computers
1	<a href="#">JS/Axpergle</a>	Exploits	1.6%
2	<a href="#">Win32/Obfuscator</a>	Obfuscators & Injectors	0.8%
3	<a href="#">Win32/Tugspay</a>	Downloaders & Droppers	0.8%
4	<a href="#">JS/Krypterade</a>	Ransomware	0.3%
5	<a href="#">Win32/Emotet</a>	Trojans	0.3%
6	<a href="#">Win32/Anogre</a>	Exploits	0.2%
7	<a href="#">Win32/Dynamer</a>	Trojans	0.2%
8	<a href="#">INF/Autorun</a>	Obfuscators & Injectors	0.2%
9	<a href="#">Win32/Gamarue</a>	Worms	0.2%
10	<a href="#">Win32/CeelInject</a>	Obfuscators & Injectors	0.2%

- The most common malware family encountered in Germany in 4Q14 was [JS/Axpergle](#), which was encountered by 1.6 percent of reporting computers there. [JS/Axpergle](#) is a detection for the Angler exploit kit, which exploits vulnerabilities in recent versions of Internet Explorer, Silverlight, Adobe Flash Player, and Java to install malware.
- The second most common malware family encountered in Germany in 4Q14 was [Win32/Obfuscator](#), which was encountered by 0.8 percent of reporting computers there. [Win32/Obfuscator](#) is a generic detection for programs that have had their purpose disguised to hinder analysis or detection by antivirus scanners. Such programs commonly employ a combination of methods, including encryption, compression, anti-debugging and anti-emulation techniques.
- The third most common malware family encountered in Germany in 4Q14 was [Win32/Tugspay](#), which was encountered by 0.8 percent of reporting computers there. [Win32/Tugspay](#) is a downloader that spreads by posing as an installer for legitimate software, such as a Java update, or through other malware. When installed, it downloads unwanted software to the computer.
- The fourth most common malware family encountered in Germany in 4Q14 was [JS/Krypterade](#), which was encountered by 0.3 percent of reporting computers there. [JS/Krypterade](#) is ransomware that fraudulently claims the computer has been used for unlawful activity, locks it, and demands that the user pay to unlock it.

## Top unwanted software families by encounter rate

The most common unwanted software families encountered in Germany in 4Q14

	Family	Most significant category	% of reporting computers
1	<a href="#">Win32/Couponruc</a>	Browser Modifiers	1.1%
2	<a href="#">Win32/Costmin</a>	Adware	0.5%
3	<a href="#">Win32/BetterSurf</a>	Adware	0.3%
4	<a href="#">Win32/Pennybee</a>	Adware	0.3%
5	<a href="#">Win32/Couponarific</a>	Adware	0.2%

- The most common unwanted software family encountered in Germany in 4Q14 was [Win32/Couponruc](#), which was encountered by 1.1 percent of reporting computers there. [Win32/Couponruc](#) is a browser modifier that changes browser settings and may also modify some computer and Internet settings.
- The second most common unwanted software family encountered in Germany in 4Q14 was [Win32/Costmin](#), which was encountered by 0.5 percent of reporting computers there. [Win32/Costmin](#) is an adware family that installs itself as a browser extension for Internet Explorer, Mozilla Firefox, and Google Chrome, and displays advertisements as the user browses the Internet.
- The third most common unwanted software family encountered in Germany in 4Q14 was [Win32/BetterSurf](#), which was encountered by 0.3 percent of reporting computers there. [Win32/BetterSurf](#) is adware that displays unwanted ads on search engine results pages and other websites. It may be included with software bundles that offer free applications or games.

## Top threat families by infection rate

The most common malware families by infection rate in Germany in 4Q14

	Family	Most significant category	Infection rate (CCM)
1	<a href="#">Win32/Wysotot</a>	Trojans	0.2
2	<a href="#">Win32/Sefnit</a>	Trojans	0.2
3	<a href="#">Win32/Matsnu</a>	Trojans	0.2
4	<a href="#">Win32/Zbot</a>	Password Stealers & Monitoring Tools	0.1
5	<a href="#">Win32/Ramnit</a>	Trojans	0.1
6	<a href="#">Win32/Alureon</a>	Trojans	0.1
7	<a href="#">VBS/Jenxcus</a>	Worms	0.1
8	<a href="#">Win32/Gamarue</a>	Worms	0.1
9	<a href="#">Win32/Sality</a>	Viruses	0.1
10	<a href="#">Win32/Conficker</a>	Worms	0.1

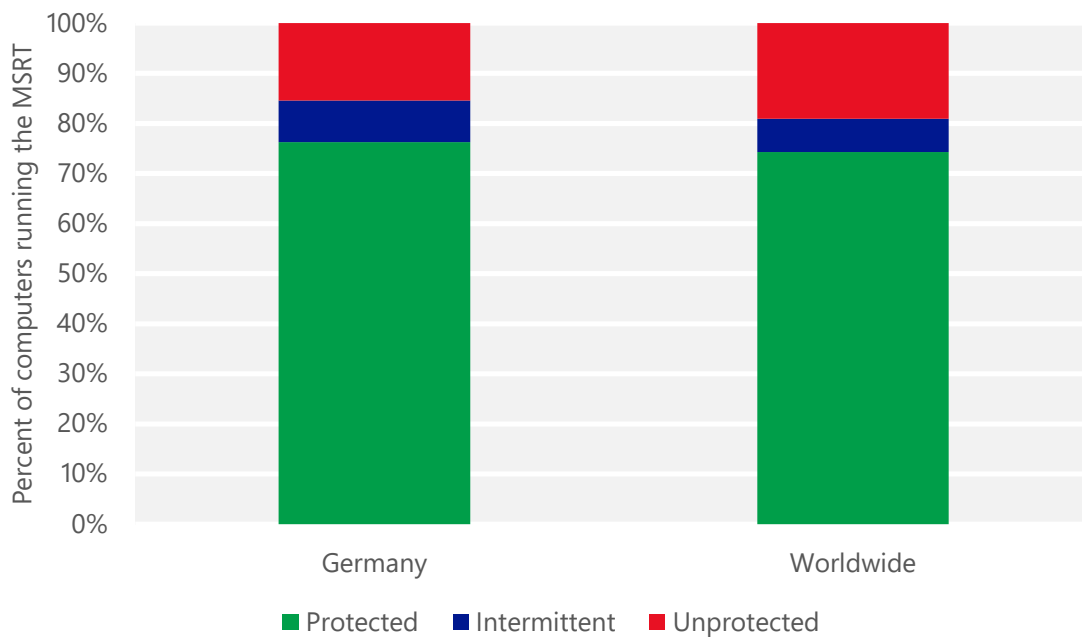
- The most common threat family infecting computers in Germany in 4Q14 was [Win32/Wysotot](#), which was detected and removed from 0.2 of every 1,000 unique computers scanned by the MSRT. [Win32/Wysotot](#) is a threat that can change the start page of the user's web browser, and may download and install other files to the computer. It is installed by software bundlers that advertise free software or games.
- The second most common threat family infecting computers in Germany in 4Q14 was [Win32/Sefnit](#), which was detected and removed from 0.2 of every 1,000 unique computers scanned by the MSRT. [Win32/Sefnit](#) is a family of trojans that can allow backdoor access, download files, and use the computer and Internet connection for click fraud. Some variants can monitor web browsers and hijack search results.
- The third most common threat family infecting computers in Germany in 4Q14 was [Win32/Matsnu](#), which was detected and removed from 0.2 of every 1,000 unique computers scanned by the MSRT. [Win32/Matsnu](#) is a malware family that can perform certain actions based on instructions from a remote server. It also changes certain computer settings.
- The fourth most common threat family infecting computers in Germany in 4Q14 was [Win32/Zbot](#), which was detected and removed from 0.1 of every 1,000 unique computers scanned by the MSRT. [Win32/Zbot](#) is a family of password stealing trojans that also contains backdoor functionality allowing unauthorized access and control of an affected computer.

## Security software use

Recent releases of the MSRT collect and report details about the state of real-time antimalware software on a computer, if the computer's administrator has chosen to opt in to provide data to Microsoft. This telemetry data makes it possible to analyze security software usage patterns around the world and correlate them with infection rates.

A typical computer runs the MSRT three times each quarter, once for each monthly version of the tool that Microsoft releases. In the figure below, "Protected" represents computers that had real-time security software active and up-to-date every time the MSRT ran during a quarter; "Intermittently protected" represents computers that had security software active during one or more MSRT executions, but not all of them; and "Unprotected" represents computers that did not have security software active during any MSRT executions that quarter.

Percent of computers in Germany and worldwide protected by real-time security software in 4Q14



## Drive-by download sites

A *drive-by download* site is a website that hosts one or more exploits that target vulnerabilities in web browsers and browser add-ons. Users with vulnerable computers can be infected with malware simply by visiting such a website, even without attempting to download anything. Drive-by download pages are usually hosted on legitimate Web sites to which an attacker has posted exploit code. Attackers gain access to legitimate sites through intrusion or by posting malicious code to a poorly secured web form, like a comment field on a blog. Compromised sites can be hosted anywhere in the world and concern nearly any subject imaginable, making it difficult for even an experienced user to identify a compromised site from a list of search results.

Search engines such as Bing have taken a number of measures to help protect users from drive-by downloads. As Bing indexes the web, pages are assessed for malicious elements or malicious behavior. Clicking the link in the list of search results displays a prominent warning, saying that the page may contain malicious software.

At the end of 3Q14, Bing detected 0.25 drive-by download URLs for every 1,000 URLs hosted in Germany, compared to 0.41 worldwide. At the end of 4Q14, Bing detected 0.22 drive-by download URLs for every 1,000 URLs hosted in Germany, compared to 0.45 worldwide.

Drive-by download pages per 1,000 URLs hosted in Germany and worldwide

Metric	October 1, 2014	January 1, 2015
Drive-by download pages per 1,000 URLs, Germany	0.25	0.22
<i>Drive-by download pages per 1,000 URLs worldwide</i>	<i>0.41</i>	<i>0.45</i>





# Greece

The statistics presented here are generated by Microsoft security programs and services running on computers in Greece in 4Q14 and previous quarters. This data is provided from administrators or users who choose to opt in to provide data to Microsoft, using IP address geolocation to determine country or region.

On computers running real-time security software, most attempts by malware to infect computers are blocked before they succeed. Therefore, for a comprehensive understanding of the malware landscape, it's important to consider infection attempts that are blocked as well as infections that are removed. For this reason, Microsoft uses two different metrics to measure malware prevalence:

- *Encounter rate* is simply the percentage of computers running Microsoft real-time security products that report a malware encounter, whether the infection attempt succeeds or not.
- *Computers cleaned per mille*, or *CCM*, is an infection rate metric that is defined as the number of computers cleaned for every 1,000 unique computers executing the Malicious Software Removal Tool (MSRT), a free tool distributed through Microsoft update services that removes more than 200 highly prevalent or serious threats from computers.

Infection rate statistics for Greece

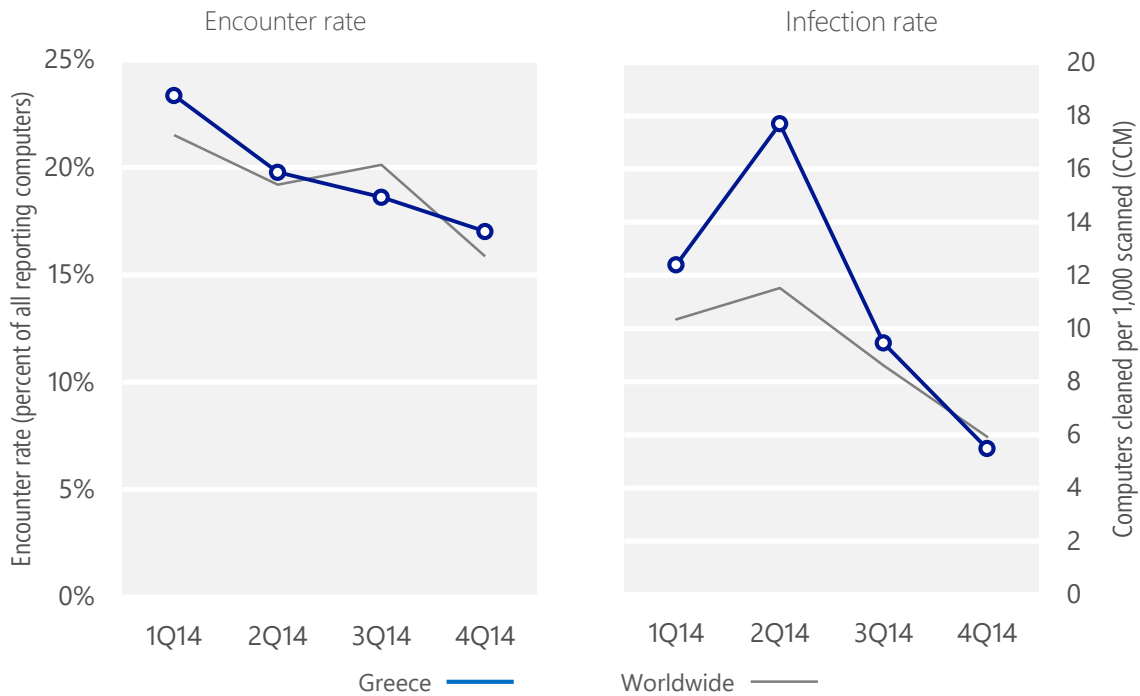
Metric	1Q14	2Q14	3Q14	4Q14
Encounter rate, Greece	23.4%	19.8%	18.6%	17.0%
Worldwide encounter rate	21.5%	19.2%	20.1%	15.9%
CCM, Greece	12.4	17.7	9.5	5.5
Worldwide CCM	10.3	11.5	8.6	5.9

Encounter and infection rates reported here do not include totals for the Brantall, Filcoute, and Rotbrow malware families. See pages 57–64 of [Microsoft Security Intelligence Report, Volume 17](#) for an explanation of this decision.

## Encounter and infection rate trends

In 4Q14, 17.0% percent of computers in Greece encountered malware, compared to the 4Q14 worldwide encounter rate of 15.9 percent. In addition, the MSRT detected and removed malware from 5.5 of every 1,000 unique computers scanned in Greece in 4Q14 (a CCM score of 5.5, compared to the 4Q14 worldwide CCM of 5.9). The following figure shows the encounter and infection rate trends for Greece over the last four quarters, compared to the world as a whole.

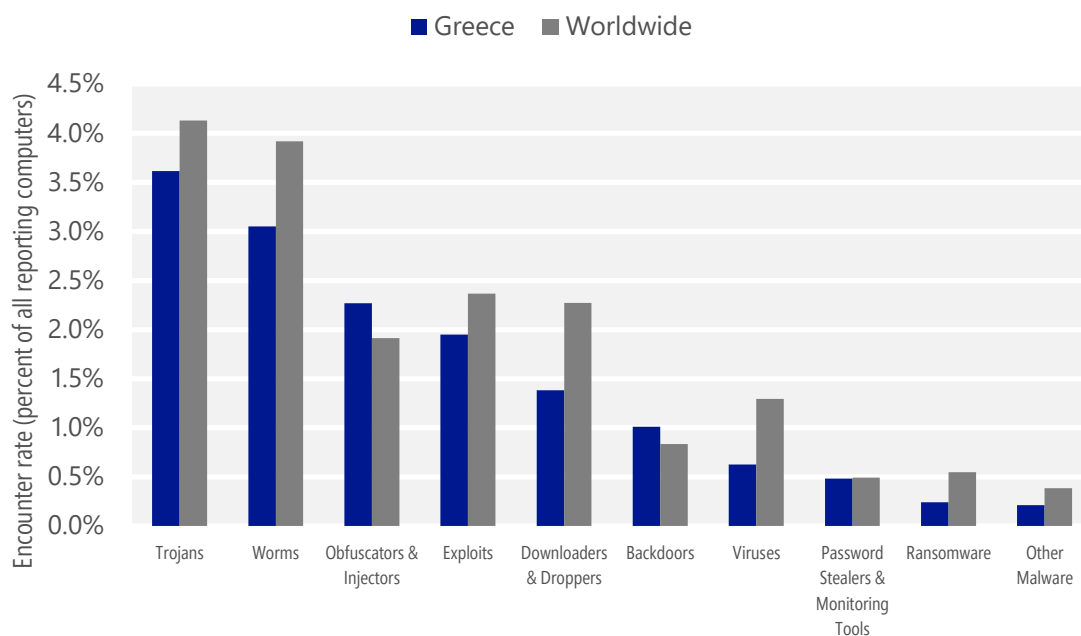
Malware encounter and infection rate trends in Greece and worldwide



See the Worldwide Threat Assessment section of [Microsoft Security Intelligence Report, Volume 18](http://www.microsoft.com/sir) at [www.microsoft.com/sir](http://www.microsoft.com/sir) for more information about threats in Greece and around the world, and for explanations of the methods and terms used here.

## Malware categories

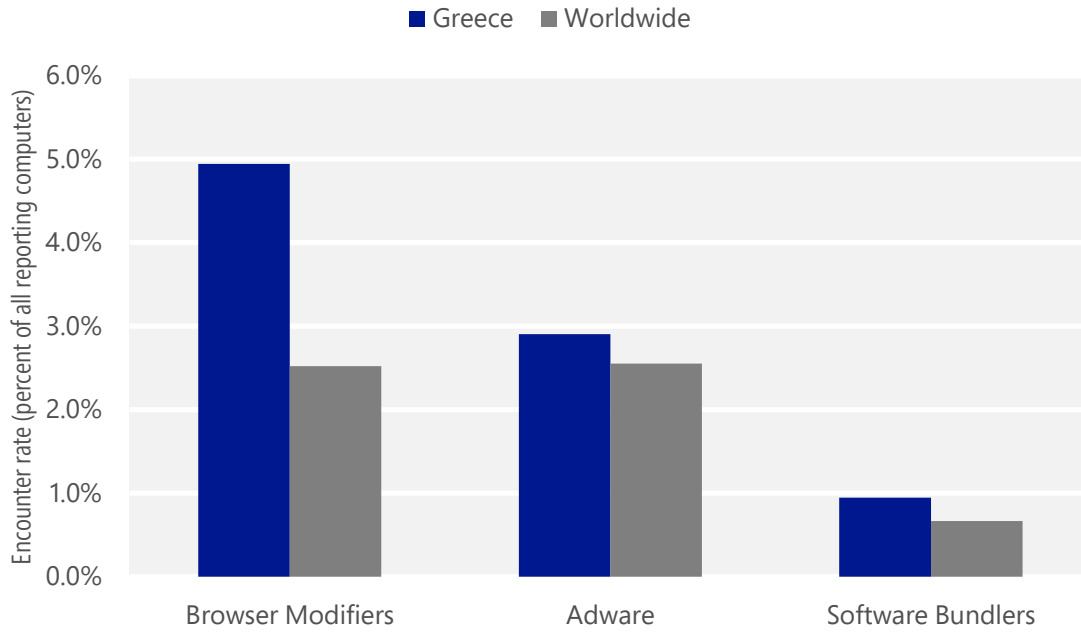
Malware encountered in Greece in 4Q14, by category



- The most common malware category in Greece in 4Q14 was Trojans. It was encountered by 3.6 percent of all computers there, down from 5.5 percent in 3Q14.
- The second most common malware category in Greece in 4Q14 was Worms. It was encountered by 3.1 percent of all computers there, down from 3.9 percent in 3Q14.
- The third most common malware category in Greece in 4Q14 was Obfuscators & Injectors, which was encountered by 2.3 percent of all computers there, down from 2.8 percent in 3Q14.

## Unwanted software categories

Unwanted software encountered in Greece in 4Q14, by category



- The most common unwanted software category in Greece in 4Q14 was Browser Modifiers. It was encountered by 4.9 percent of all computers there, down from 6.1 percent in 3Q14.
- The second most common unwanted software category in Greece in 4Q14 was Adware. It was encountered by 2.9 percent of all computers there, up from 0.6 percent in 3Q14.
- The third most common unwanted software category in Greece in 4Q14 was Software Bundlers, which was encountered by 0.9 percent of all computers there, up from 0.2 percent in 3Q14.

## Top malware families by encounter rate

The most common malware families encountered in Greece in 4Q14

	Family	Most significant category	% of reporting computers
1	<a href="#">Win32/Obfuscator</a>	Obfuscators & Injectors	1.4%
2	<a href="#">INF/Autorun</a>	Obfuscators & Injectors	1.3%
3	<a href="#">JS/Axpergle</a>	Exploits	0.8%
4	<a href="#">Win32/Gamarue</a>	Worms	0.6%
5	<a href="#">Win32/Conficker</a>	Worms	0.5%
6	<a href="#">Win32/Anogre</a>	Exploits	0.5%
7	<a href="#">Win32/Dynamer</a>	Trojans	0.3%
8	<a href="#">VBS/Jenxcus</a>	Worms	0.3%
9	<a href="#">Win32/Vobfus</a>	Worms	0.3%
10	<a href="#">JS/Faceliker</a>	Trojans	0.3%

- The most common malware family encountered in Greece in 4Q14 was [Win32/Obfuscator](#), which was encountered by 1.4 percent of reporting computers there. [Win32/Obfuscator](#) is a generic detection for programs that have had their purpose disguised to hinder analysis or detection by antivirus scanners. Such programs commonly employ a combination of methods, including encryption, compression, anti-debugging and anti-emulation techniques.
- The second most common malware family encountered in Greece in 4Q14 was [INF/Autorun](#), which was encountered by 1.3 percent of reporting computers there. [INF/Autorun](#) is a family of worms that spreads by copying itself to the mapped drives of an infected computer. The mapped drives may include network or removable drives.
- The third most common malware family encountered in Greece in 4Q14 was [JS/Axpergle](#), which was encountered by 0.8 percent of reporting computers there. [JS/Axpergle](#) is a detection for the Angler exploit kit, which exploits vulnerabilities in recent versions of Internet Explorer, Silverlight, Adobe Flash Player, and Java to install malware.
- The fourth most common malware family encountered in Greece in 4Q14 was [Win32/Gamarue](#), which was encountered by 0.6 percent of reporting computers there. [Win32/Gamarue](#) is a worm that is commonly distributed via exploit kits and social engineering. Variants have been observed stealing information from the local computer and communicating with command-and-control (C&C) servers managed by attackers.

## Top unwanted software families by encounter rate

The most common unwanted software families encountered in Greece in 4Q14

	Family	Most significant category	% of reporting computers
1	<a href="#">Win32/Couponruc</a>	Browser Modifiers	3.5%
2	<a href="#">Win32/Defaulttab</a>	Browser Modifiers	1.6%
3	<a href="#">Win32/Costmin</a>	Adware	1.4%
4	<a href="#">Win32/BetterSurf</a>	Adware	1.0%
5	<a href="#">Win32/Gofilexpress</a>	Software Bundlers	0.7%

- The most common unwanted software family encountered in Greece in 4Q14 was [Win32/Couponruc](#), which was encountered by 3.5 percent of reporting computers there. [Win32/Couponruc](#) is a browser modifier that changes browser settings and may also modify some computer and Internet settings.
- The second most common unwanted software family encountered in Greece in 4Q14 was [Win32/Defaulttab](#), which was encountered by 1.6 percent of reporting computers there. [Win32/Defaulttab](#) is a browser modifier that redirects web browser searches and prevents the user from changing browser settings.
- The third most common unwanted software family encountered in Greece in 4Q14 was [Win32/Costmin](#), which was encountered by 1.4 percent of reporting computers there. [Win32/Costmin](#) is an adware family that installs itself as a browser extension for Internet Explorer, Mozilla Firefox, and Google Chrome, and displays advertisements as the user browses the Internet.

## Top threat families by infection rate

The most common malware families by infection rate in Greece in 4Q14

	Family	Most significant category	Infection rate (CCM)
1	<a href="#">Win32/Sality</a>	Viruses	0.6
2	<a href="#">Win32/Sefnit</a>	Trojans	0.5
3	<a href="#">VBS/Jenxcus</a>	Worms	0.4
4	<a href="#">Win32/Brontok</a>	Worms	0.4
5	<a href="#">Win32/Wysotot</a>	Trojans	0.4
6	<a href="#">JS/Kilim</a>	Trojans	0.4
7	<a href="#">Win32/Vobfus</a>	Worms	0.3
8	<a href="#">Win32/Gamarue</a>	Worms	0.3
9	<a href="#">Win32/Alureon</a>	Trojans	0.2
10	<a href="#">Win32/Helompy</a>	Worms	0.2

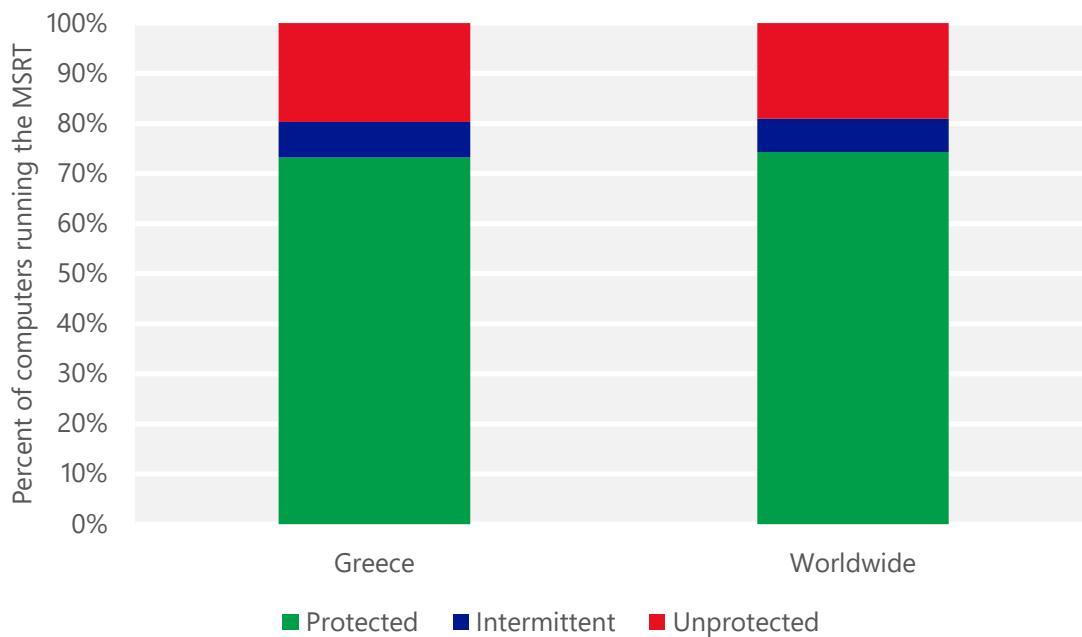
- The most common threat family infecting computers in Greece in 4Q14 was [Win32/Sality](#), which was detected and removed from 0.6 of every 1,000 unique computers scanned by the MSRT. [Win32/Sality](#) is a family of polymorphic file infectors that target executable files with the extensions .scr or .exe. They may execute a damaging payload that deletes files with certain extensions and terminates security-related processes and services.
- The second most common threat family infecting computers in Greece in 4Q14 was [Win32/Sefnit](#), which was detected and removed from 0.5 of every 1,000 unique computers scanned by the MSRT. [Win32/Sefnit](#) is a family of trojans that can allow backdoor access, download files, and use the computer and Internet connection for click fraud. Some variants can monitor web browsers and hijack search results.
- The third most common threat family infecting computers in Greece in 4Q14 was [VBS/Jenxcus](#), which was detected and removed from 0.4 of every 1,000 unique computers scanned by the MSRT. [VBS/Jenxcus](#) is a worm that gives an attacker control of the computer. It is spread by infected removable drives, like USB flash drives. It can also be downloaded within a torrent file.
- The fourth most common threat family infecting computers in Greece in 4Q14 was [Win32/Brontok](#), which was detected and removed from 0.4 of every 1,000 unique computers scanned by the MSRT. [Win32/Brontok](#) is a mass-mailing email worm that spreads by sending copies of itself as email attachments to addresses gathered from files on the infected computer, and by copying itself to removable volumes. Brontok can disable security software, and may conduct DoS attacks against certain websites.

## Security software use

Recent releases of the MSRT collect and report details about the state of real-time antimalware software on a computer, if the computer's administrator has chosen to opt in to provide data to Microsoft. This telemetry data makes it possible to analyze security software usage patterns around the world and correlate them with infection rates.

A typical computer runs the MSRT three times each quarter, once for each monthly version of the tool that Microsoft releases. In the figure below, "Protected" represents computers that had real-time security software active and up-to-date every time the MSRT ran during a quarter; "Intermittently protected" represents computers that had security software active during one or more MSRT executions, but not all of them; and "Unprotected" represents computers that did not have security software active during any MSRT executions that quarter.

Percent of computers in Greece and worldwide protected by real-time security software in 4Q14





## Drive-by download sites

A *drive-by download* site is a website that hosts one or more exploits that target vulnerabilities in web browsers and browser add-ons. Users with vulnerable computers can be infected with malware simply by visiting such a website, even without attempting to download anything. Drive-by download pages are usually hosted on legitimate Web sites to which an attacker has posted exploit code. Attackers gain access to legitimate sites through intrusion or by posting malicious code to a poorly secured web form, like a comment field on a blog. Compromised sites can be hosted anywhere in the world and concern nearly any subject imaginable, making it difficult for even an experienced user to identify a compromised site from a list of search results.

Search engines such as Bing have taken a number of measures to help protect users from drive-by downloads. As Bing indexes the web, pages are assessed for malicious elements or malicious behavior. Clicking the link in the list of search results displays a prominent warning, saying that the page may contain malicious software.

At the end of 3Q14, Bing detected 0.25 drive-by download URLs for every 1,000 URLs hosted in Greece, compared to 0.41 worldwide. At the end of 4Q14, Bing detected 0.21 drive-by download URLs for every 1,000 URLs hosted in Greece, compared to 0.45 worldwide.

Drive-by download pages per 1,000 URLs hosted in Greece and worldwide

Metric	October 1, 2014	January 1, 2015
Drive-by download pages per 1,000 URLs, Greece	0.25	0.21
<i>Drive-by download pages per 1,000 URLs worldwide</i>	<i>0.41</i>	<i>0.45</i>



# Guatemala

The statistics presented here are generated by Microsoft security programs and services running on computers in Guatemala in 4Q14 and previous quarters. This data is provided from administrators or users who choose to opt in to provide data to Microsoft, using IP address geolocation to determine country or region.

On computers running real-time security software, most attempts by malware to infect computers are blocked before they succeed. Therefore, for a comprehensive understanding of the malware landscape, it's important to consider infection attempts that are blocked as well as infections that are removed. For this reason, Microsoft uses two different metrics to measure malware prevalence:

- *Encounter rate* is simply the percentage of computers running Microsoft real-time security products that report a malware encounter, whether the infection attempt succeeds or not.
- *Computers cleaned per mille*, or *CCM*, is an infection rate metric that is defined as the number of computers cleaned for every 1,000 unique computers executing the Malicious Software Removal Tool (MSRT), a free tool distributed through Microsoft update services that removes more than 200 highly prevalent or serious threats from computers.

Infection rate statistics for Guatemala

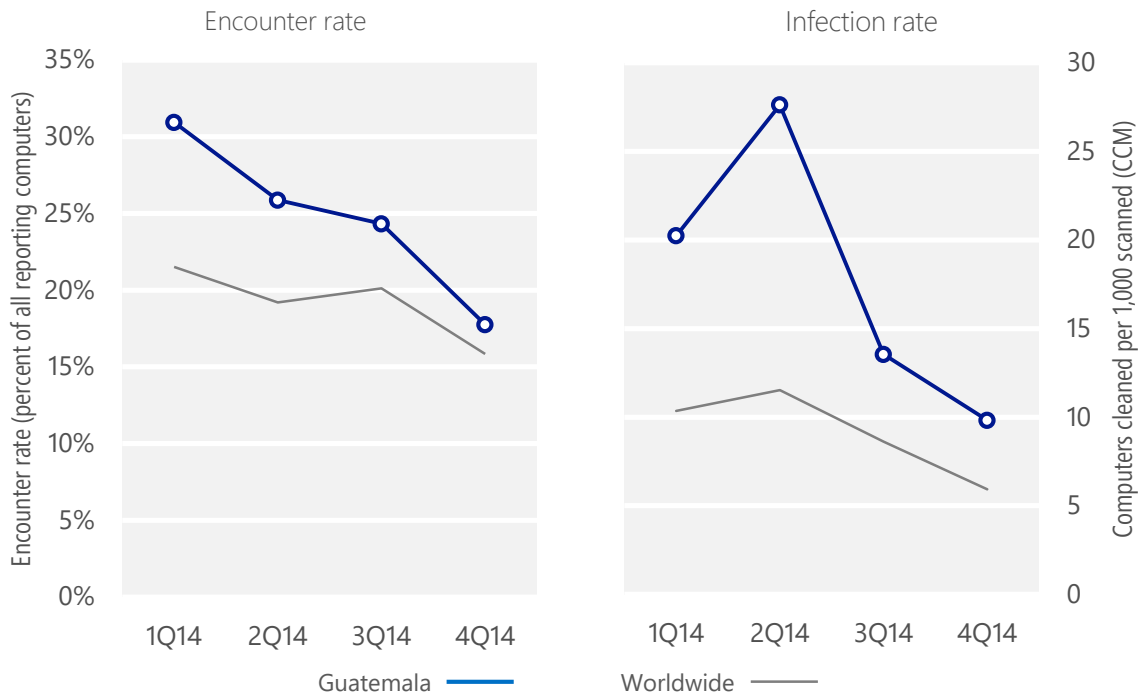
Metric	1Q14	2Q14	3Q14	4Q14
Encounter rate, Guatemala	30.9%	25.9%	24.3%	17.8%
<i>Worldwide encounter rate</i>	<i>21.5%</i>	<i>19.2%</i>	<i>20.1%</i>	<i>15.9%</i>
CCM, Guatemala	20.2	27.6	13.5	9.8
<i>Worldwide CCM</i>	<i>10.3</i>	<i>11.5</i>	<i>8.6</i>	<i>5.9</i>

Encounter and infection rates reported here do not include totals for the Brantall, Filcoute, and Rotbrow malware families. See pages 57–64 of [Microsoft Security Intelligence Report, Volume 17](#) for an explanation of this decision.

## Encounter and infection rate trends

In 4Q14, 17.8% percent of computers in Guatemala encountered malware, compared to the 4Q14 worldwide encounter rate of 15.9 percent. In addition, the MSRT detected and removed malware from 9.8 of every 1,000 unique computers scanned in Guatemala in 4Q14 (a CCM score of 9.8, compared to the 4Q14 worldwide CCM of 5.9). The following figure shows the encounter and infection rate trends for Guatemala over the last four quarters, compared to the world as a whole.

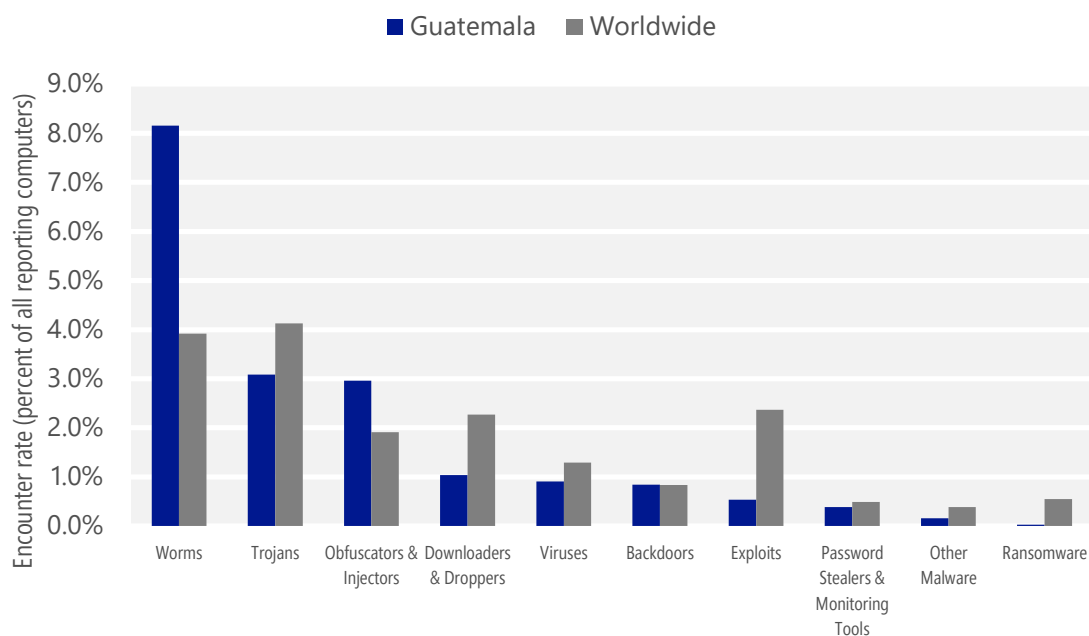
Malware encounter and infection rate trends in Guatemala and worldwide



See the Worldwide Threat Assessment section of [Microsoft Security Intelligence Report, Volume 18](http://www.microsoft.com/sir) at [www.microsoft.com/sir](http://www.microsoft.com/sir) for more information about threats in Guatemala and around the world, and for explanations of the methods and terms used here.

## Malware categories

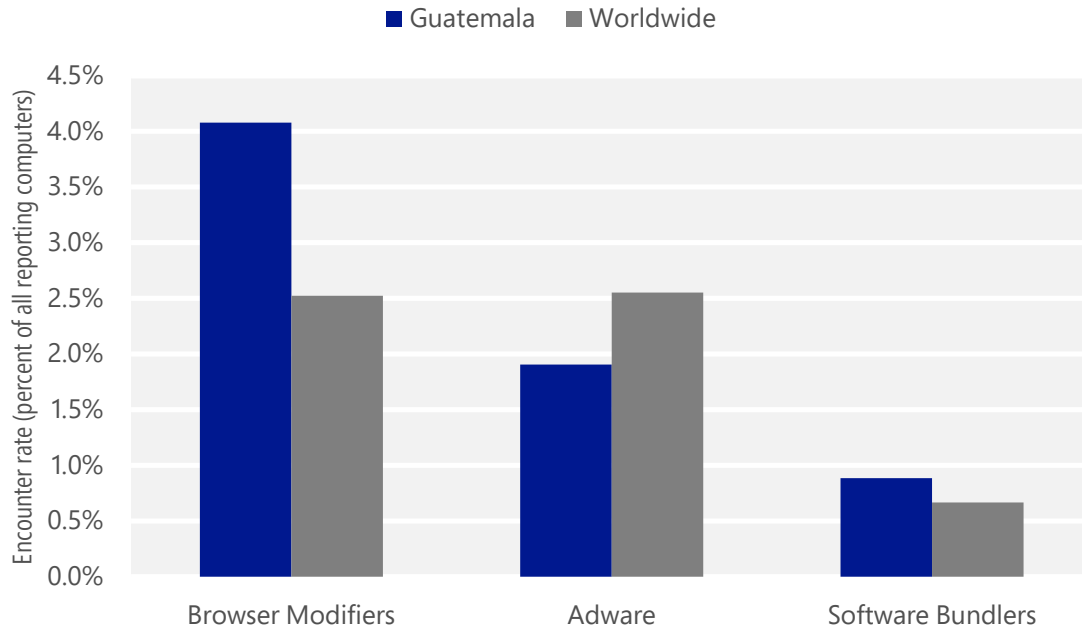
Malware encountered in Guatemala in 4Q14, by category



- The most common malware category in Guatemala in 4Q14 was Worms. It was encountered by 8.2 percent of all computers there, down from 12.5 percent in 3Q14.
- The second most common malware category in Guatemala in 4Q14 was Trojans. It was encountered by 3.1 percent of all computers there, down from 5.5 percent in 3Q14.
- The third most common malware category in Guatemala in 4Q14 was Obfuscators & Injectors, which was encountered by 3.0 percent of all computers there, down from 3.7 percent in 3Q14.

## Unwanted software categories

Unwanted software encountered in Guatemala in 4Q14, by category



- The most common unwanted software category in Guatemala in 4Q14 was Browser Modifiers. It was encountered by 4.1 percent of all computers there, down from 5.2 percent in 3Q14.
- The second most common unwanted software category in Guatemala in 4Q14 was Adware. It was encountered by 1.9 percent of all computers there, up from 0.9 percent in 3Q14.
- The third most common unwanted software category in Guatemala in 4Q14 was Software Bundlers, which was encountered by 0.9 percent of all computers there, up from 0.1 percent in 3Q14.

## Top malware families by encounter rate

The most common malware families encountered in Guatemala in 4Q14

	Family	Most significant category	% of reporting computers
1	<a href="#">JS/Proslikefan</a>	Worms	2.4%
2	<a href="#">VBS/Jenxcus</a>	Worms	1.9%
3	<a href="#">INF/Autorun</a>	Obfuscators & Injectors	1.8%
4	<a href="#">Win32/Gamarue</a>	Worms	1.3%
5	<a href="#">Win32/Vobfus</a>	Worms	1.1%
6	<a href="#">Win32/Dorkbot</a>	Worms	0.9%
7	<a href="#">Win32/Vermis</a>	Worms	0.9%
8	<a href="#">Win32/CeelInject</a>	Obfuscators & Injectors	0.7%
9	<a href="#">Win32/Conficker</a>	Worms	0.7%

- The most common malware family encountered in Guatemala in 4Q14 was [JS/Proslikefan](#), which was encountered by 2.4 percent of reporting computers there. [JS/Proslikefan](#) is a worm that spreads through removable drives, network shares, and P2P programs. It can lower the computer's security settings and disable antivirus products.
- The second most common malware family encountered in Guatemala in 4Q14 was [VBS/Jenxcus](#), which was encountered by 1.9 percent of reporting computers there. [VBS/Jenxcus](#) is a worm that gives an attacker control of the computer. It is spread by infected removable drives, like USB flash drives. It can also be downloaded within a torrent file.
- The third most common malware family encountered in Guatemala in 4Q14 was [INF/Autorun](#), which was encountered by 1.8 percent of reporting computers there. [INF/Autorun](#) is a family of worms that spreads by copying itself to the mapped drives of an infected computer. The mapped drives may include network or removable drives.
- The fourth most common malware family encountered in Guatemala in 4Q14 was [Win32/Gamarue](#), which was encountered by 1.3 percent of reporting computers there. [Win32/Gamarue](#) is a worm that is commonly distributed via exploit kits and social engineering. Variants have been observed stealing information from the local computer and communicating with command-and-control (C&C) servers managed by attackers.

## Top unwanted software families by encounter rate

The most common unwanted software families encountered in Guatemala in 4Q14

	Family	Most significant category	% of reporting computers
1	<a href="#">Win32/Couponruc</a>	Browser Modifiers	3.1%
2	<a href="#">Win32/Defaulttab</a>	Browser Modifiers	1.0%
3	<a href="#">Win32/Costmin</a>	Adware	0.9%
4	<a href="#">Win32/BetterSurf</a>	Adware	0.6%

- The most common unwanted software family encountered in Guatemala in 4Q14 was [Win32/Couponruc](#), which was encountered by 3.1 percent of reporting computers there. [Win32/Couponruc](#) is a browser modifier that changes browser settings and may also modify some computer and Internet settings.
- The second most common unwanted software family encountered in Guatemala in 4Q14 was [Win32/Defaulttab](#), which was encountered by 1.0 percent of reporting computers there. [Win32/Defaulttab](#) is a browser modifier that redirects web browser searches and prevents the user from changing browser settings.
- The third most common unwanted software family encountered in Guatemala in 4Q14 was [Win32/Costmin](#), which was encountered by 0.9 percent of reporting computers there. [Win32/Costmin](#) is an adware family that installs itself as a browser extension for Internet Explorer, Mozilla Firefox, and Google Chrome, and displays advertisements as the user browses the Internet.



## Top threat families by infection rate

The most common malware families by infection rate in Guatemala in 4Q14

	Family	Most significant category	Infection rate (CCM)
1	<a href="#">VBS/Jenxcus</a>	Worms	2.6
2	<a href="#">Win32/Vobfus</a>	Worms	1.4
3	<a href="#">Win32/Gamarue</a>	Worms	1.1
4	<a href="#">Win32/Dorkbot</a>	Worms	0.9
5	<a href="#">Win32/Sality</a>	Viruses	0.9
6	<a href="#">Win32/Brontok</a>	Worms	0.7
7	<a href="#">MSIL/Spacekito</a>	Trojans	0.4
8	<a href="#">Win32/Lethic</a>	Trojans	0.3
9	<a href="#">Win32/Sefnit</a>	Trojans	0.2
10	<a href="#">Win32/Alureon</a>	Trojans	0.2

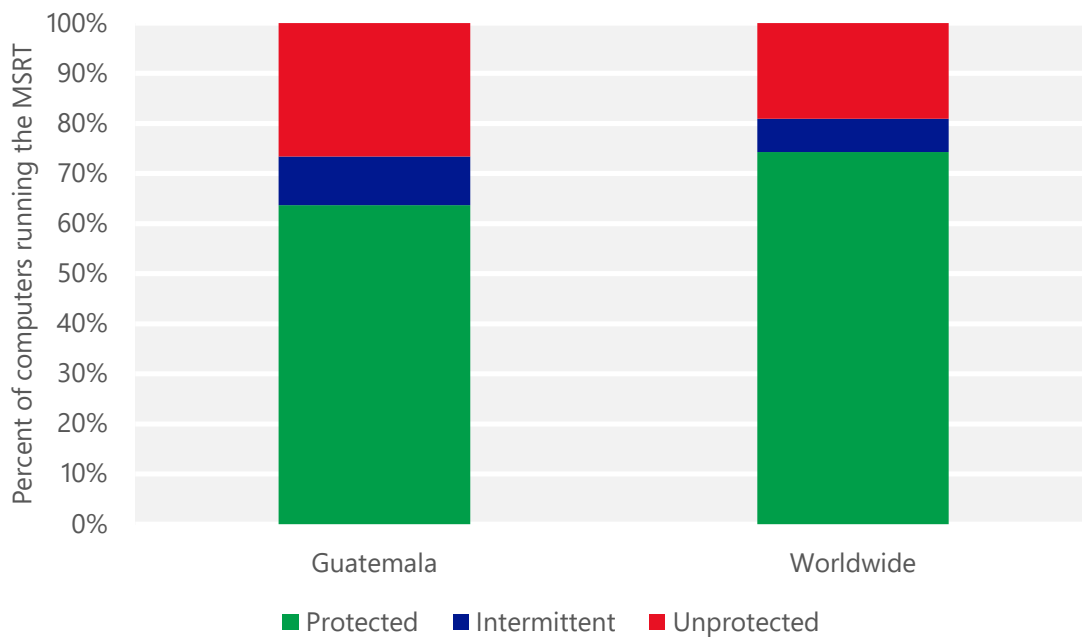
- The most common threat family infecting computers in Guatemala in 4Q14 was [VBS/Jenxcus](#), which was detected and removed from 2.6 of every 1,000 unique computers scanned by the MSRT. [VBS/Jenxcus](#) is a worm that gives an attacker control of the computer. It is spread by infected removable drives, like USB flash drives. It can also be downloaded within a torrent file.
- The second most common threat family infecting computers in Guatemala in 4Q14 was [Win32/Vobfus](#), which was detected and removed from 1.4 of every 1,000 unique computers scanned by the MSRT. [Win32/Vobfus](#) is a family of worms that spreads via network drives and removable drives and download/executes arbitrary files. Downloaded files may include additional malware.
- The third most common threat family infecting computers in Guatemala in 4Q14 was [Win32/Gamarue](#), which was detected and removed from 1.1 of every 1,000 unique computers scanned by the MSRT. [Win32/Gamarue](#) is a worm that is commonly distributed via exploit kits and social engineering. Variants have been observed stealing information from the local computer and communicating with command-and-control (C&C) servers managed by attackers.
- The fourth most common threat family infecting computers in Guatemala in 4Q14 was [Win32/Dorkbot](#), which was detected and removed from 0.9 of every 1,000 unique computers scanned by the MSRT. [Win32/Dorkbot](#) is a worm that spreads via instant messaging and removable drives. It also contains backdoor functionality that allows unauthorized access and control of the affected computer. Win32/Dorkbot may be distributed from compromised or malicious websites using PDF or browser exploits.

## Security software use

Recent releases of the MSRT collect and report details about the state of real-time antimalware software on a computer, if the computer's administrator has chosen to opt in to provide data to Microsoft. This telemetry data makes it possible to analyze security software usage patterns around the world and correlate them with infection rates.

A typical computer runs the MSRT three times each quarter, once for each monthly version of the tool that Microsoft releases. In the figure below, "Protected" represents computers that had real-time security software active and up-to-date every time the MSRT ran during a quarter; "Intermittently protected" represents computers that had security software active during one or more MSRT executions, but not all of them; and "Unprotected" represents computers that did not have security software active during any MSRT executions that quarter.

Percent of computers in Guatemala and worldwide protected by real-time security software in 4Q14



**Drive-by download sites**

A *drive-by download* site is a website that hosts one or more exploits that target vulnerabilities in web browsers and browser add-ons. Users with vulnerable computers can be infected with malware simply by visiting such a website, even without attempting to download anything. Drive-by download pages are usually hosted on legitimate Web sites to which an attacker has posted exploit code. Attackers gain access to legitimate sites through intrusion or by posting malicious code to a poorly secured web form, like a comment field on a blog. Compromised sites can be hosted anywhere in the world and concern nearly any subject imaginable, making it difficult for even an experienced user to identify a compromised site from a list of search results.

Search engines such as Bing have taken a number of measures to help protect users from drive-by downloads. As Bing indexes the web, pages are assessed for malicious elements or malicious behavior. Clicking the link in the list of search results displays a prominent warning, saying that the page may contain malicious software.

At the end of 3Q14, Bing detected 0.00 drive-by download URLs for every 1,000 URLs hosted in Guatemala, compared to 0.41 worldwide. At the end of 4Q14, Bing detected 0.03 drive-by download URLs for every 1,000 URLs hosted in Guatemala, compared to 0.45 worldwide.

Drive-by download pages per 1,000 URLs hosted in Guatemala and worldwide

Metric	October 1, 2014	January 1, 2015
Drive-by download pages per 1,000 URLs, Guatemala	0.00	0.03
<i>Drive-by download pages per 1,000 URLs worldwide</i>	<i>0.41</i>	<i>0.45</i>



# Honduras

The statistics presented here are generated by Microsoft security programs and services running on computers in Honduras in 4Q14 and previous quarters. This data is provided from administrators or users who choose to opt in to provide data to Microsoft, using IP address geolocation to determine country or region.

On computers running real-time security software, most attempts by malware to infect computers are blocked before they succeed. Therefore, for a comprehensive understanding of the malware landscape, it's important to consider infection attempts that are blocked as well as infections that are removed. For this reason, Microsoft uses two different metrics to measure malware prevalence:

- *Encounter rate* is simply the percentage of computers running Microsoft real-time security products that report a malware encounter, whether the infection attempt succeeds or not.
- *Computers cleaned per mille*, or *CCM*, is an infection rate metric that is defined as the number of computers cleaned for every 1,000 unique computers executing the Malicious Software Removal Tool (MSRT), a free tool distributed through Microsoft update services that removes more than 200 highly prevalent or serious threats from computers.

Infection rate statistics for Honduras

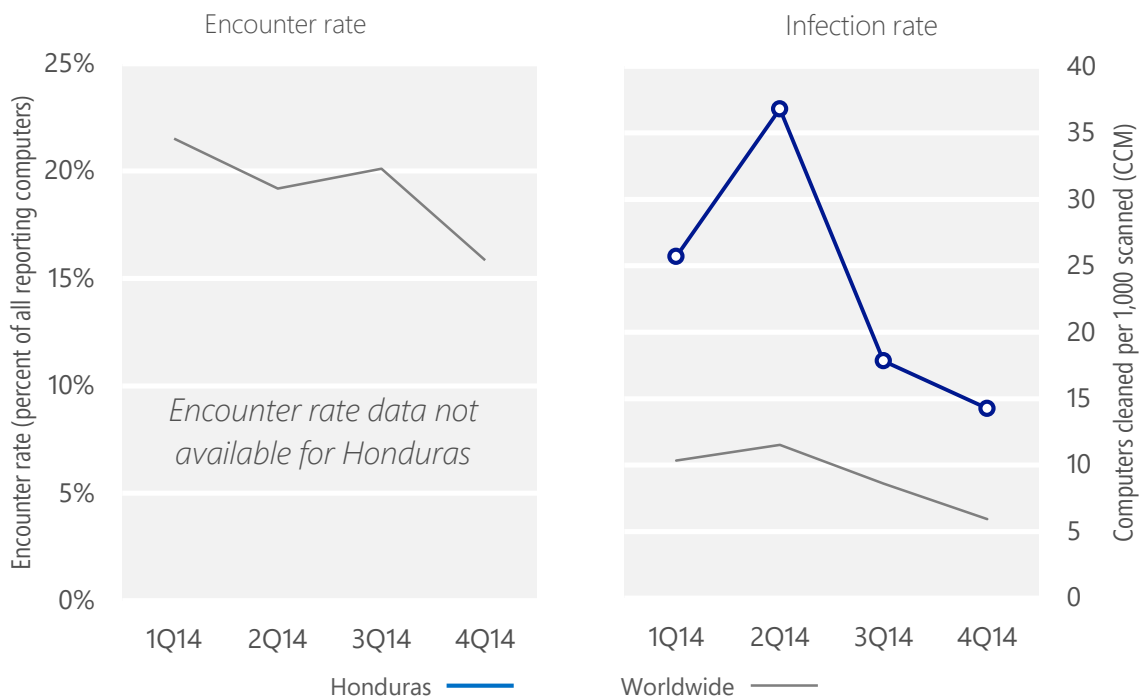
Metric	1Q14	2Q14	3Q14	4Q14
Encounter rate, Honduras	N/A	N/A	N/A	N/A
Worldwide encounter rate	21.5%	19.2%	20.1%	15.9%
CCM, Honduras	25.7	36.8	17.8	14.3
Worldwide CCM	10.3	11.5	8.6	5.9

Encounter and infection rates reported here do not include totals for the Brantall, Filcoute, and Rotbrow malware families. See pages 57–64 of [Microsoft Security Intelligence Report, Volume 17](#) for an explanation of this decision.

## Encounter and infection rate trends

In 4Q14, the MSRT detected and removed malware from 14.3 of every 1,000 unique computers scanned in Honduras in 4Q14 (a CCM score of 14.3, compared to the 4Q14 worldwide CCM of 5.9). The following figure shows the encounter and infection rate trends for Honduras over the last four quarters, compared to the world as a whole.

Malware encounter and infection rate trends in Honduras and worldwide



See the Worldwide Threat Assessment section of [Microsoft Security Intelligence Report, Volume 18](#) at [www.microsoft.com/sir](http://www.microsoft.com/sir) for more information about threats in Honduras and around the world, and for explanations of the methods and terms used here.

## Top threat families by infection rate

The most common malware families by infection rate in Honduras in 4Q14

	Family	Most significant category	Infection rate (CCM)
1	<a href="#">VBS/Jenxcus</a>	Worms	5.6
2	<a href="#">Win32/Sality</a>	Viruses	1.9
3	<a href="#">Win32/Gamarue</a>	Worms	1.2
4	<a href="#">Win32/Nuqel</a>	Worms	0.9
5	<a href="#">Win32/Dorkbot</a>	Worms	0.9
6	<a href="#">Win32/Brontok</a>	Worms	0.7
7	<a href="#">Win32/Vobfus</a>	Worms	0.6
8	<a href="#">MSIL/Spacekito</a>	Trojans	0.6
9	<a href="#">Win32/Lethic</a>	Trojans	0.4
10	<a href="#">Win32/Conficker</a>	Worms	0.3

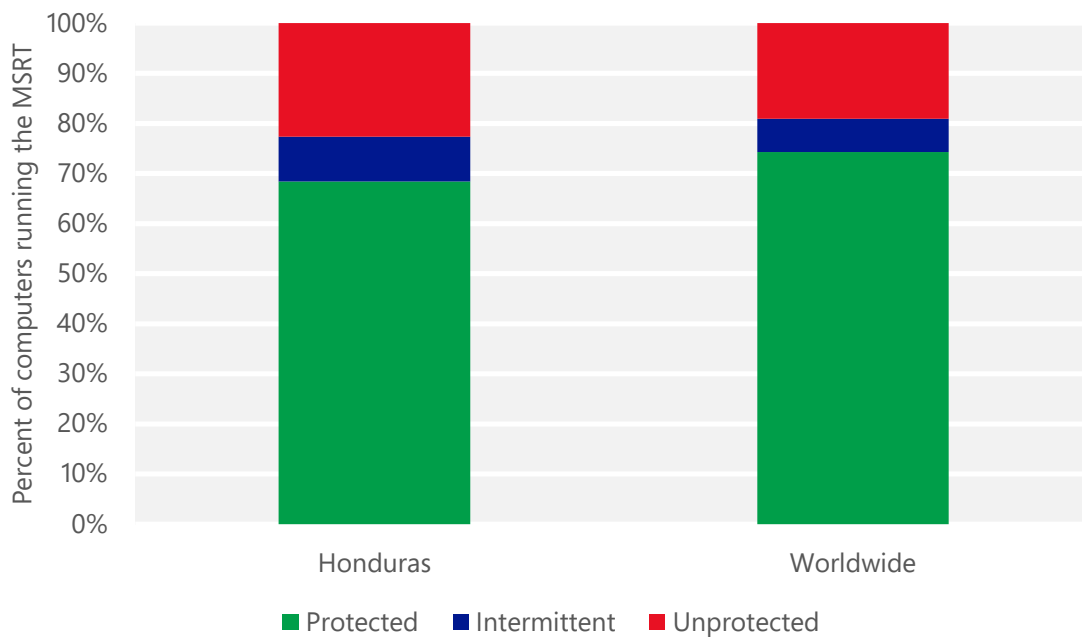
- The most common threat family infecting computers in Honduras in 4Q14 was [VBS/Jenxcus](#), which was detected and removed from 5.6 of every 1,000 unique computers scanned by the MSRT. [VBS/Jenxcus](#) is a worm that gives an attacker control of the computer. It is spread by infected removable drives, like USB flash drives. It can also be downloaded within a torrent file.
- The second most common threat family infecting computers in Honduras in 4Q14 was [Win32/Sality](#), which was detected and removed from 1.9 of every 1,000 unique computers scanned by the MSRT. [Win32/Sality](#) is a family of polymorphic file infectors that target executable files with the extensions .scr or .exe. They may execute a damaging payload that deletes files with certain extensions and terminates security-related processes and services.
- The third most common threat family infecting computers in Honduras in 4Q14 was [Win32/Gamarue](#), which was detected and removed from 1.2 of every 1,000 unique computers scanned by the MSRT. [Win32/Gamarue](#) is a worm that is commonly distributed via exploit kits and social engineering. Variants have been observed stealing information from the local computer and communicating with command-and-control (C&C) servers managed by attackers.
- The fourth most common threat family infecting computers in Honduras in 4Q14 was [Win32/Nuqel](#), which was detected and removed from 0.9 of every 1,000 unique computers scanned by the MSRT. [Win32/Nuqel](#) is a worm that spreads via mapped drives and certain instant messaging applications. It may modify system settings, connect to certain websites, download arbitrary files, or take other malicious actions.

## Security software use

Recent releases of the MSRT collect and report details about the state of real-time antimalware software on a computer, if the computer's administrator has chosen to opt in to provide data to Microsoft. This telemetry data makes it possible to analyze security software usage patterns around the world and correlate them with infection rates.

A typical computer runs the MSRT three times each quarter, once for each monthly version of the tool that Microsoft releases. In the figure below, "Protected" represents computers that had real-time security software active and up-to-date every time the MSRT ran during a quarter; "Intermittently protected" represents computers that had security software active during one or more MSRT executions, but not all of them; and "Unprotected" represents computers that did not have security software active during any MSRT executions that quarter.

Percent of computers in Honduras and worldwide protected by real-time security software in 4Q14





## Hong Kong S.A.R.

The statistics presented here are generated by Microsoft security programs and services running on computers in Hong Kong S.A.R. in 4Q14 and previous quarters. This data is provided from administrators or users who choose to opt in to provide data to Microsoft, using IP address geolocation to determine country or region.

On computers running real-time security software, most attempts by malware to infect computers are blocked before they succeed. Therefore, for a comprehensive understanding of the malware landscape, it's important to consider infection attempts that are blocked as well as infections that are removed. For this reason, Microsoft uses two different metrics to measure malware prevalence:

- *Encounter rate* is simply the percentage of computers running Microsoft real-time security products that report a malware encounter, whether the infection attempt succeeds or not.
- *Computers cleaned per mille*, or *CCM*, is an infection rate metric that is defined as the number of computers cleaned for every 1,000 unique computers executing the Malicious Software Removal Tool (MSRT), a free tool distributed through Microsoft update services that removes more than 200 highly prevalent or serious threats from computers.

Infection rate statistics for Hong Kong S.A.R.

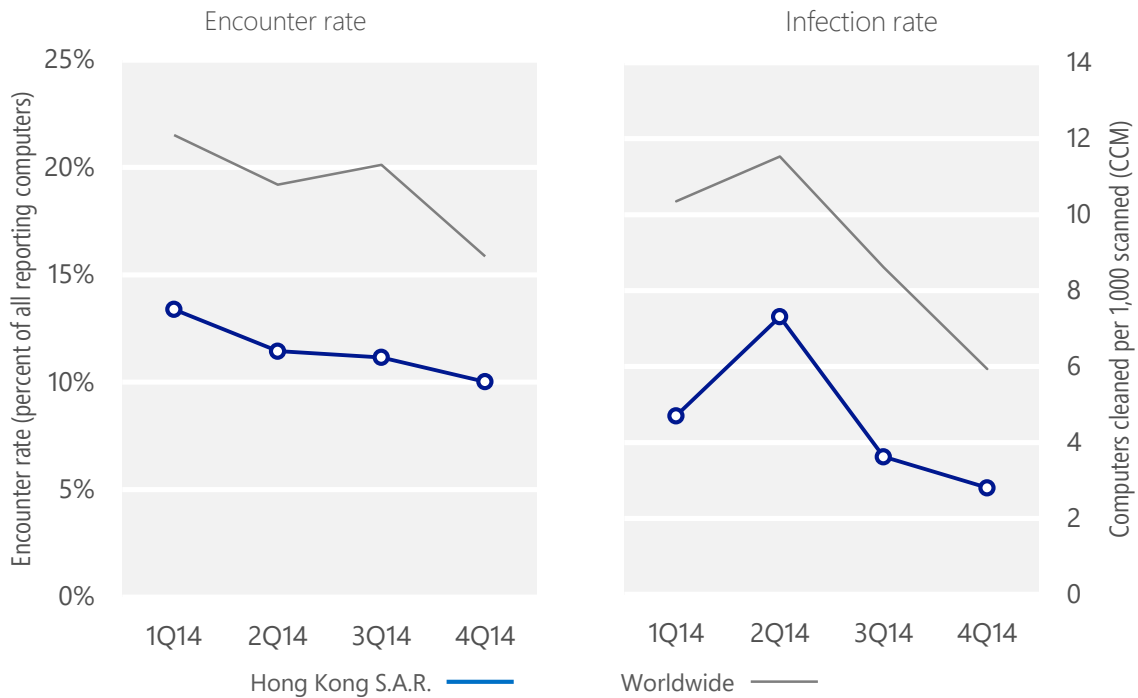
Metric	1Q14	2Q14	3Q14	4Q14
Encounter rate, Hong Kong S.A.R.	13.4%	11.4%	11.2%	10.0%
<i>Worldwide encounter rate</i>	<i>21.5%</i>	<i>19.2%</i>	<i>20.1%</i>	<i>15.9%</i>
CCM, Hong Kong S.A.R.	4.7	7.3	3.6	2.8
<i>Worldwide CCM</i>	<i>10.3</i>	<i>11.5</i>	<i>8.6</i>	<i>5.9</i>

Encounter and infection rates reported here do not include totals for the Brantall, Filcoute, and Rotbrow malware families. See pages 57–64 of [Microsoft Security Intelligence Report, Volume 17](#) for an explanation of this decision.

## Encounter and infection rate trends

In 4Q14, 10.0% percent of computers in Hong Kong S.A.R. encountered malware, compared to the 4Q14 worldwide encounter rate of 15.9 percent. In addition, the MSRT detected and removed malware from 2.8 of every 1,000 unique computers scanned in Hong Kong S.A.R. in 4Q14 (a CCM score of 2.8, compared to the 4Q14 worldwide CCM of 5.9). The following figure shows the encounter and infection rate trends for Hong Kong S.A.R. over the last four quarters, compared to the world as a whole.

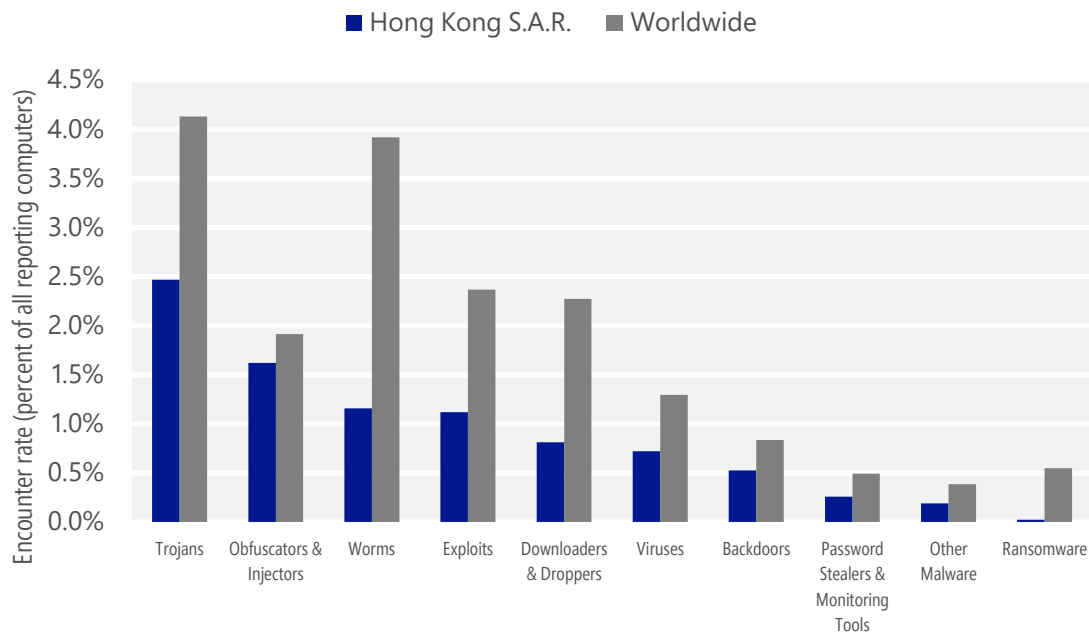
Malware encounter and infection rate trends in Hong Kong S.A.R. and worldwide



See the Worldwide Threat Assessment section of [Microsoft Security Intelligence Report, Volume 18](#) at [www.microsoft.com/sir](http://www.microsoft.com/sir) for more information about threats in Hong Kong S.A.R. and around the world, and for explanations of the methods and terms used here.

## Malware categories

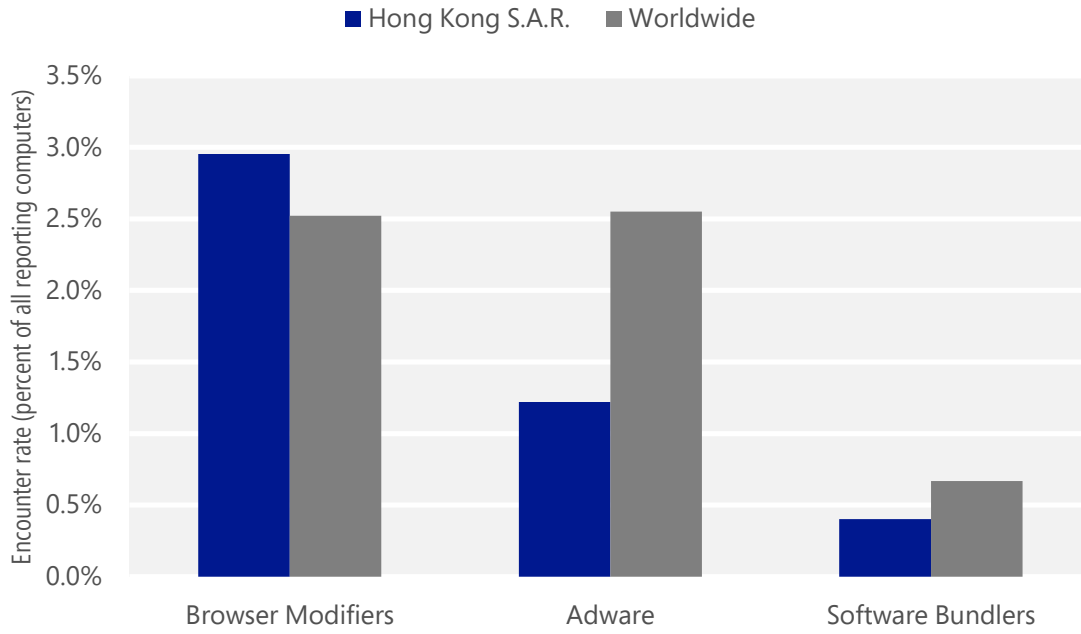
Malware encountered in Hong Kong S.A.R. in 4Q14, by category



- The most common malware category in Hong Kong S.A.R. in 4Q14 was Trojans. It was encountered by 2.5 percent of all computers there, down from 3.3 percent in 3Q14.
- The second most common malware category in Hong Kong S.A.R. in 4Q14 was Obfuscators & Injectors. It was encountered by 1.6 percent of all computers there, down from 1.8 percent in 3Q14.
- The third most common malware category in Hong Kong S.A.R. in 4Q14 was Worms, which was encountered by 1.2 percent of all computers there, down from 1.5 percent in 3Q14.

## Unwanted software categories

Unwanted software encountered in Hong Kong S.A.R. in 4Q14, by category



- The most common unwanted software category in Hong Kong S.A.R. in 4Q14 was Browser Modifiers. It was encountered by 3.0 percent of all computers there, down from 3.3 percent in 3Q14.
- The second most common unwanted software category in Hong Kong S.A.R. in 4Q14 was Adware. It was encountered by 1.2 percent of all computers there, up from 0.2 percent in 3Q14.
- The third most common unwanted software category in Hong Kong S.A.R. in 4Q14 was Software Bundlers, which was encountered by 0.4 percent of all computers there, up from 0.1 percent in 3Q14.

## Top malware families by encounter rate

The most common malware families encountered in Hong Kong S.A.R. in 4Q14

	Family	Most significant category	% of reporting computers
1	<a href="#">Win32/Obfuscator</a>	Obfuscators & Injectors	1.0%
2	<a href="#">INF/Autorun</a>	Obfuscators & Injectors	0.7%
3	<a href="#">Win32/Anogre</a>	Exploits	0.4%
4	<a href="#">Win32/Dynamer</a>	Trojans	0.3%
5	<a href="#">Win32/Bumat</a>	Trojans	0.2%
6	<a href="#">Win32/Conficker</a>	Worms	0.2%
7	<a href="#">JS/Axpergle</a>	Exploits	0.2%
8	<a href="#">Win32/Gamarue</a>	Worms	0.2%
9	<a href="#">JS/Fiexp</a>	Exploits	0.2%
10	<a href="#">JS/Redirector</a>	Trojans	0.2%

- The most common malware family encountered in Hong Kong S.A.R. in 4Q14 was [Win32/Obfuscator](#), which was encountered by 1.0 percent of reporting computers there. [Win32/Obfuscator](#) is a generic detection for programs that have had their purpose disguised to hinder analysis or detection by antivirus scanners. Such programs commonly employ a combination of methods, including encryption, compression, anti-debugging and anti-emulation techniques.
- The second most common malware family encountered in Hong Kong S.A.R. in 4Q14 was [INF/Autorun](#), which was encountered by 0.7 percent of reporting computers there. [INF/Autorun](#) is a family of worms that spreads by copying itself to the mapped drives of an infected computer. The mapped drives may include network or removable drives.
- The third most common malware family encountered in Hong Kong S.A.R. in 4Q14 was [Win32/Anogre](#), which was encountered by 0.4 percent of reporting computers there. [Win32/Anogre](#) is a threat that exploits a vulnerability addressed by Microsoft Security Bulletin MS11-087. This vulnerability can allow a hacker to install programs, view, change, or delete data or create new accounts with full administrative privileges.
- The fourth most common malware family encountered in Hong Kong S.A.R. in 4Q14 was [Win32/Dynamer](#), which was encountered by 0.3 percent of reporting computers there. [Win32/Dynamer](#) is a generic detection for a variety of threats.

## Top unwanted software families by encounter rate

The most common unwanted software families encountered in Hong Kong S.A.R. in 4Q14

	Family	Most significant category	% of reporting computers
1	<a href="#">Win32/Couponruc</a>	Browser Modifiers	2.3%
2	<a href="#">Win32/Defaulttab</a>	Browser Modifiers	0.7%
3	<a href="#">Win32/Costmin</a>	Adware	0.7%
4	<a href="#">Win32/BetterSurf</a>	Adware	0.4%
5	<a href="#">Win32/Gofileexpress</a>	Software Bundlers	0.3%

- The most common unwanted software family encountered in Hong Kong S.A.R. in 4Q14 was [Win32/Couponruc](#), which was encountered by 2.3 percent of reporting computers there. [Win32/Couponruc](#) is a browser modifier that changes browser settings and may also modify some computer and Internet settings.
- The second most common unwanted software family encountered in Hong Kong S.A.R. in 4Q14 was [Win32/Defaulttab](#), which was encountered by 0.7 percent of reporting computers there. [Win32/Defaulttab](#) is a browser modifier that redirects web browser searches and prevents the user from changing browser settings.
- The third most common unwanted software family encountered in Hong Kong S.A.R. in 4Q14 was [Win32/Costmin](#), which was encountered by 0.7 percent of reporting computers there. [Win32/Costmin](#) is an adware family that installs itself as a browser extension for Internet Explorer, Mozilla Firefox, and Google Chrome, and displays advertisements as the user browses the Internet.

## Top threat families by infection rate

The most common malware families by infection rate in Hong Kong S.A.R. in 4Q14

	Family	Most significant category	Infection rate (CCM)
1	<a href="#">Win32/Nitol</a>	Other Malware	0.3
2	<a href="#">Win32/Ramnit</a>	Trojans	0.3
3	<a href="#">Win32/Zbot</a>	Password Stealers & Monitoring Tools	0.2
4	<a href="#">Win32/Necurs</a>	Trojans	0.2
5	<a href="#">Win32/Alureon</a>	Trojans	0.2
6	<a href="#">Win32/Sefnit</a>	Trojans	0.2
7	<a href="#">Win32/Sality</a>	Viruses	0.1
8	<a href="#">JS/Miuref</a>	Trojans	0.1
9	<a href="#">Win32/Taterf</a>	Worms	0.1
10	<a href="#">Win32/Brontok</a>	Worms	0.1

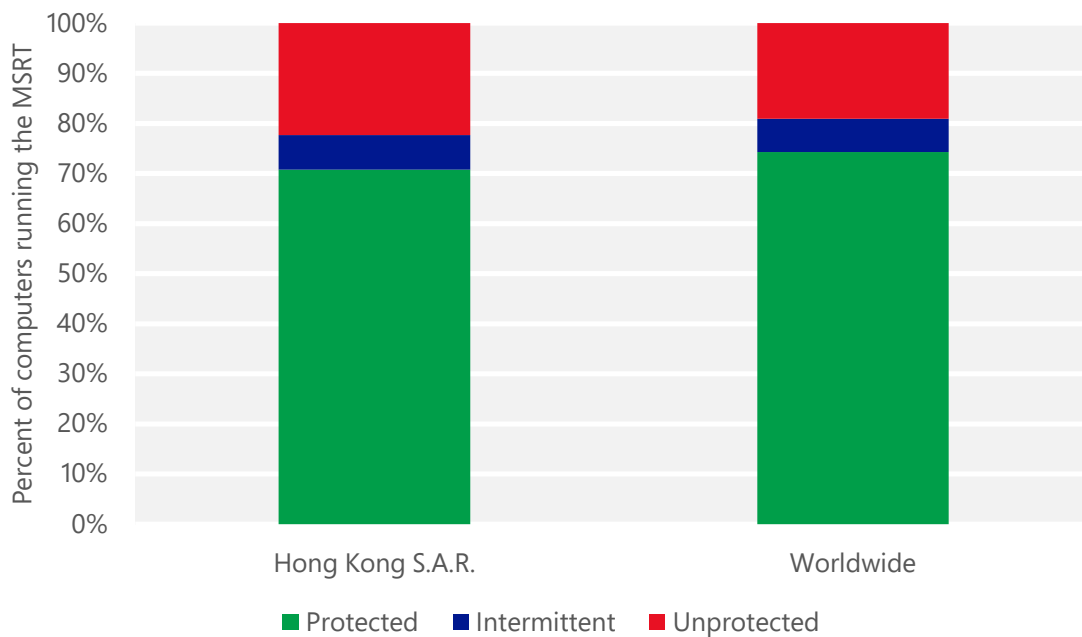
- The most common threat family infecting computers in Hong Kong S.A.R. in 4Q14 was [Win32/Nitol](#), which was detected and removed from 0.3 of every 1,000 unique computers scanned by the MSRT. [Win32/Nitol](#) is a family of trojans that perform DDoS (distributed denial of service) attacks, allow backdoor access and control, download and run files, and perform a number of other malicious activities on the computer.
- The second most common threat family infecting computers in Hong Kong S.A.R. in 4Q14 was [Win32/Ramnit](#), which was detected and removed from 0.3 of every 1,000 unique computers scanned by the MSRT. [Win32/Ramnit](#) is a family of multi-component malware that infects executable files, Microsoft Office files, and HTML files. Win32/Ramnit spreads to removable drives and steals sensitive information such as saved FTP credentials and browser cookies. It may also open a backdoor to await instructions from a remote attacker.
- The third most common threat family infecting computers in Hong Kong S.A.R. in 4Q14 was [Win32/Zbot](#), which was detected and removed from 0.2 of every 1,000 unique computers scanned by the MSRT. [Win32/Zbot](#) is a family of password stealing trojans that also contains backdoor functionality allowing unauthorized access and control of an affected computer.
- The fourth most common threat family infecting computers in Hong Kong S.A.R. in 4Q14 was [Win32/Necurs](#), which was detected and removed from 0.2 of every 1,000 unique computers scanned by the MSRT. [Win32/Necurs](#) is a family of malware that downloads additional malware, including variants from the Win32/Sirefef and Win32/Medfos families, and enables backdoor access and control of the computer.

## Security software use

Recent releases of the MSRT collect and report details about the state of real-time antimalware software on a computer, if the computer's administrator has chosen to opt in to provide data to Microsoft. This telemetry data makes it possible to analyze security software usage patterns around the world and correlate them with infection rates.

A typical computer runs the MSRT three times each quarter, once for each monthly version of the tool that Microsoft releases. In the figure below, "Protected" represents computers that had real-time security software active and up-to-date every time the MSRT ran during a quarter; "Intermittently protected" represents computers that had security software active during one or more MSRT executions, but not all of them; and "Unprotected" represents computers that did not have security software active during any MSRT executions that quarter.

Percent of computers in Hong Kong S.A.R. and worldwide protected by real-time security software in 4Q14





Drive-by download sites

A *drive-by download* site is a website that hosts one or more exploits that target vulnerabilities in web browsers and browser add-ons. Users with vulnerable computers can be infected with malware simply by visiting such a website, even without attempting to download anything. Drive-by download pages are usually hosted on legitimate Web sites to which an attacker has posted exploit code. Attackers gain access to legitimate sites through intrusion or by posting malicious code to a poorly secured web form, like a comment field on a blog. Compromised sites can be hosted anywhere in the world and concern nearly any subject imaginable, making it difficult for even an experienced user to identify a compromised site from a list of search results.

Search engines such as Bing have taken a number of measures to help protect users from drive-by downloads. As Bing indexes the web, pages are assessed for malicious elements or malicious behavior. Clicking the link in the list of search results displays a prominent warning, saying that the page may contain malicious software.

At the end of 3Q14, Bing detected 0.79 drive-by download URLs for every 1,000 URLs hosted in Hong Kong S.A.R., compared to 0.41 worldwide. At the end of 4Q14, Bing detected 0.61 drive-by download URLs for every 1,000 URLs hosted in Hong Kong S.A.R., compared to 0.45 worldwide.

Drive-by download pages per 1,000 URLs hosted in Hong Kong S.A.R. and worldwide

Metric	October 1, 2014	January 1, 2015
Drive-by download pages per 1,000 URLs, Hong Kong S.A.R.	0.79	0.61
Drive-by download pages per 1,000 URLs worldwide	0.41	0.45



# Hungary

The statistics presented here are generated by Microsoft security programs and services running on computers in Hungary in 4Q14 and previous quarters. This data is provided from administrators or users who choose to opt in to provide data to Microsoft, using IP address geolocation to determine country or region.

On computers running real-time security software, most attempts by malware to infect computers are blocked before they succeed. Therefore, for a comprehensive understanding of the malware landscape, it's important to consider infection attempts that are blocked as well as infections that are removed. For this reason, Microsoft uses two different metrics to measure malware prevalence:

- *Encounter rate* is simply the percentage of computers running Microsoft real-time security products that report a malware encounter, whether the infection attempt succeeds or not.
- *Computers cleaned per mille*, or *CCM*, is an infection rate metric that is defined as the number of computers cleaned for every 1,000 unique computers executing the Malicious Software Removal Tool (MSRT), a free tool distributed through Microsoft update services that removes more than 200 highly prevalent or serious threats from computers.

Infection rate statistics for Hungary

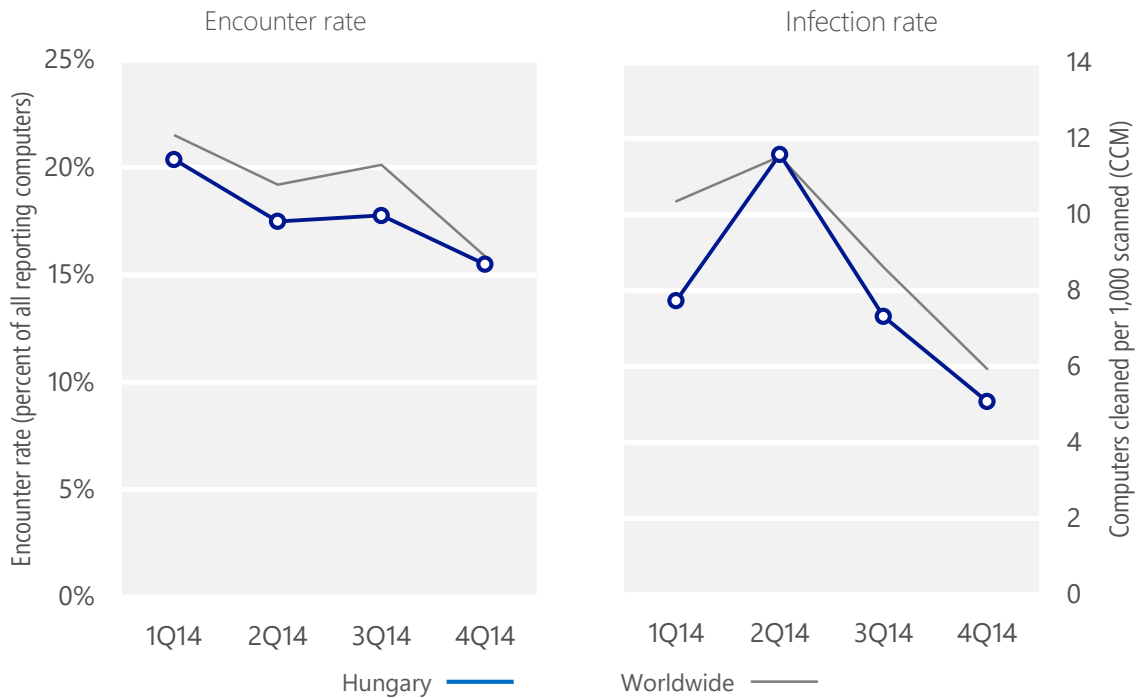
Metric	1Q14	2Q14	3Q14	4Q14
Encounter rate, Hungary	20.4%	17.5%	17.8%	15.5%
Worldwide encounter rate	21.5%	19.2%	20.1%	15.9%
CCM, Hungary	7.7	11.6	7.3	5.1
Worldwide CCM	10.3	11.5	8.6	5.9

Encounter and infection rates reported here do not include totals for the Brantall, Filcoute, and Rotbrow malware families. See pages 57–64 of [Microsoft Security Intelligence Report, Volume 17](#) for an explanation of this decision.

## Encounter and infection rate trends

In 4Q14, 15.5% percent of computers in Hungary encountered malware, compared to the 4Q14 worldwide encounter rate of 15.9 percent. In addition, the MSRT detected and removed malware from 5.1 of every 1,000 unique computers scanned in Hungary in 4Q14 (a CCM score of 5.1, compared to the 4Q14 worldwide CCM of 5.9). The following figure shows the encounter and infection rate trends for Hungary over the last four quarters, compared to the world as a whole.

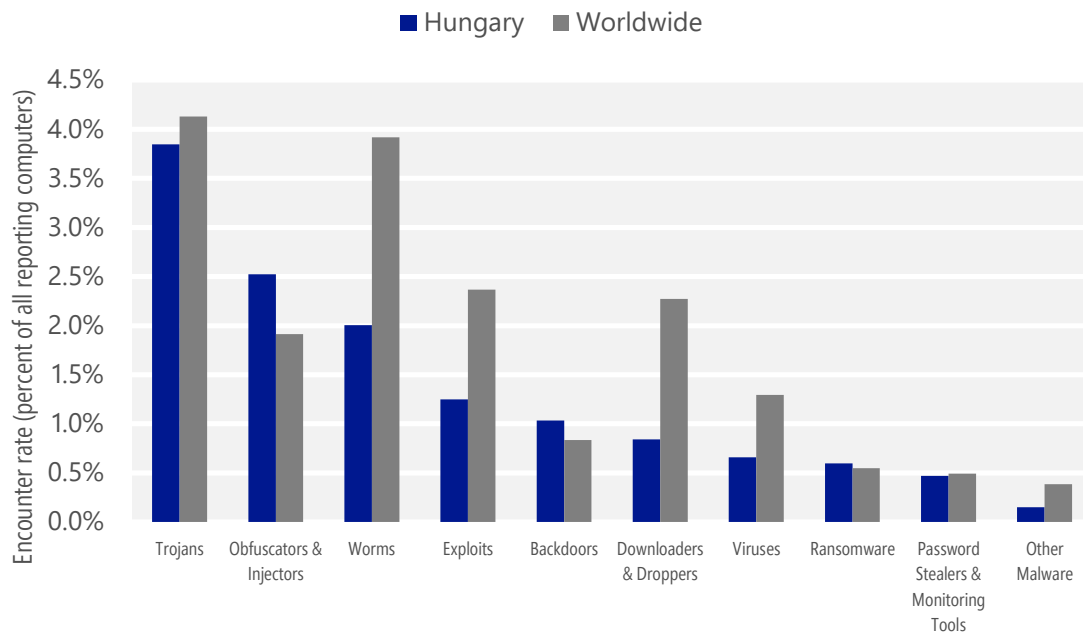
Malware encounter and infection rate trends in Hungary and worldwide



See the Worldwide Threat Assessment section of [Microsoft Security Intelligence Report, Volume 18](http://www.microsoft.com/sir) at [www.microsoft.com/sir](http://www.microsoft.com/sir) for more information about threats in Hungary and around the world, and for explanations of the methods and terms used here.

## Malware categories

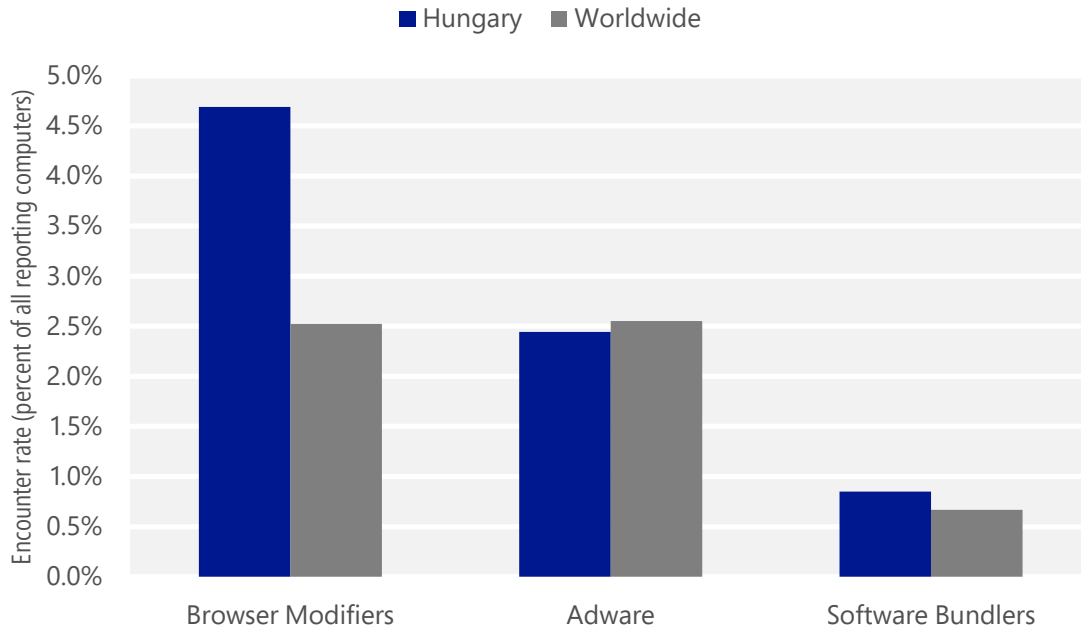
Malware encountered in Hungary in 4Q14, by category



- The most common malware category in Hungary in 4Q14 was Trojans. It was encountered by 3.8 percent of all computers there, down from 6.7 percent in 3Q14.
- The second most common malware category in Hungary in 4Q14 was Obfuscators & Injectors. It was encountered by 2.5 percent of all computers there, up from 2.4 percent in 3Q14.
- The third most common malware category in Hungary in 4Q14 was Worms, which was encountered by 2.0 percent of all computers there, down from 2.3 percent in 3Q14.

## Unwanted software categories

Unwanted software encountered in Hungary in 4Q14, by category



- The most common unwanted software category in Hungary in 4Q14 was Browser Modifiers. It was encountered by 4.7 percent of all computers there, down from 6.1 percent in 3Q14.
- The second most common unwanted software category in Hungary in 4Q14 was Adware. It was encountered by 2.4 percent of all computers there, up from 0.5 percent in 3Q14.
- The third most common unwanted software category in Hungary in 4Q14 was Software Bundlers, which was encountered by 0.8 percent of all computers there, up from 0.2 percent in 3Q14.

## Top malware families by encounter rate

The most common malware families encountered in Hungary in 4Q14

	Family	Most significant category	% of reporting computers
1	<a href="#">Win32/Obfuscator</a>	Obfuscators & Injectors	1.7%
2	<a href="#">INF/Autorun</a>	Obfuscators & Injectors	0.8%
3	<a href="#">Win32/Conficker</a>	Worms	0.5%
4	<a href="#">JS/Axpergle</a>	Exploits	0.5%
5	<a href="#">JS/Krypterade</a>	Ransomware	0.4%
6	<a href="#">Win32/Orsam</a>	Trojans	0.4%
7	<a href="#">Win32/Dynamer</a>	Trojans	0.4%
8	<a href="#">Win32/Brontok</a>	Worms	0.4%
9	<a href="#">Win32/Fynloski</a>	Backdoors	0.3%
10	<a href="#">Win32/Sality</a>	Viruses	0.3%

- The most common malware family encountered in Hungary in 4Q14 was [Win32/Obfuscator](#), which was encountered by 1.7 percent of reporting computers there. [Win32/Obfuscator](#) is a generic detection for programs that have had their purpose disguised to hinder analysis or detection by antivirus scanners. Such programs commonly employ a combination of methods, including encryption, compression, anti-debugging and anti-emulation techniques.
- The second most common malware family encountered in Hungary in 4Q14 was [INF/Autorun](#), which was encountered by 0.8 percent of reporting computers there. [INF/Autorun](#) is a family of worms that spreads by copying itself to the mapped drives of an infected computer. The mapped drives may include network or removable drives.
- The third most common malware family encountered in Hungary in 4Q14 was [Win32/Conficker](#), which was encountered by 0.5 percent of reporting computers there. [Win32/Conficker](#) is a worm that spreads by exploiting a vulnerability addressed by Security Bulletin MS08-067. Some variants also spread via removable drives and by exploiting weak passwords. It disables several important system services and security products, and downloads arbitrary files.
- The fourth most common malware family encountered in Hungary in 4Q14 was [JS/Axpergle](#), which was encountered by 0.5 percent of reporting computers there. [JS/Axpergle](#) is a detection for the Angler exploit kit, which exploits vulnerabilities in recent versions of Internet Explorer, Silverlight, Adobe Flash Player, and Java to install malware.

## Top unwanted software families by encounter rate

The most common unwanted software families encountered in Hungary in 4Q14

	Family	Most significant category	% of reporting computers
1	<a href="#">Win32/Couponruc</a>	Browser Modifiers	4.0%
2	<a href="#">Win32/Costmin</a>	Adware	1.2%
3	<a href="#">Win32/BetterSurf</a>	Adware	1.0%
4	<a href="#">Win32/Defaulttab</a>	Browser Modifiers	0.7%
5	<a href="#">Win32/Gofileexpress</a>	Software Bundlers	0.7%

- The most common unwanted software family encountered in Hungary in 4Q14 was [Win32/Couponruc](#), which was encountered by 4.0 percent of reporting computers there. [Win32/Couponruc](#) is a browser modifier that changes browser settings and may also modify some computer and Internet settings.
- The second most common unwanted software family encountered in Hungary in 4Q14 was [Win32/Costmin](#), which was encountered by 1.2 percent of reporting computers there. [Win32/Costmin](#) is an adware family that installs itself as a browser extension for Internet Explorer, Mozilla Firefox, and Google Chrome, and displays advertisements as the user browses the Internet.
- The third most common unwanted software family encountered in Hungary in 4Q14 was [Win32/BetterSurf](#), which was encountered by 1.0 percent of reporting computers there. [Win32/BetterSurf](#) is adware that displays unwanted ads on search engine results pages and other websites. It may be included with software bundles that offer free applications or games.



## Top threat families by infection rate

The most common malware families by infection rate in Hungary in 4Q14

	Family	Most significant category	Infection rate (CCM)
1	<a href="#">Win32/Sality</a>	Viruses	1.1
2	<a href="#">JS/Kilim</a>	Trojans	0.8
3	<a href="#">Win32/Brontok</a>	Worms	0.8
4	<a href="#">MSIL/Bladabindi</a>	Backdoors	0.3
5	<a href="#">Win32/Sefnit</a>	Trojans	0.3
6	<a href="#">Win32/Ramnit</a>	Trojans	0.3
7	<a href="#">Win32/Jeebo</a>	Viruses	0.2
8	<a href="#">Win32/Pramro</a>	Trojans	0.2
9	<a href="#">VBS/Jenxcus</a>	Worms	0.1
10	<a href="#">Win32/Wysotot</a>	Trojans	0.1

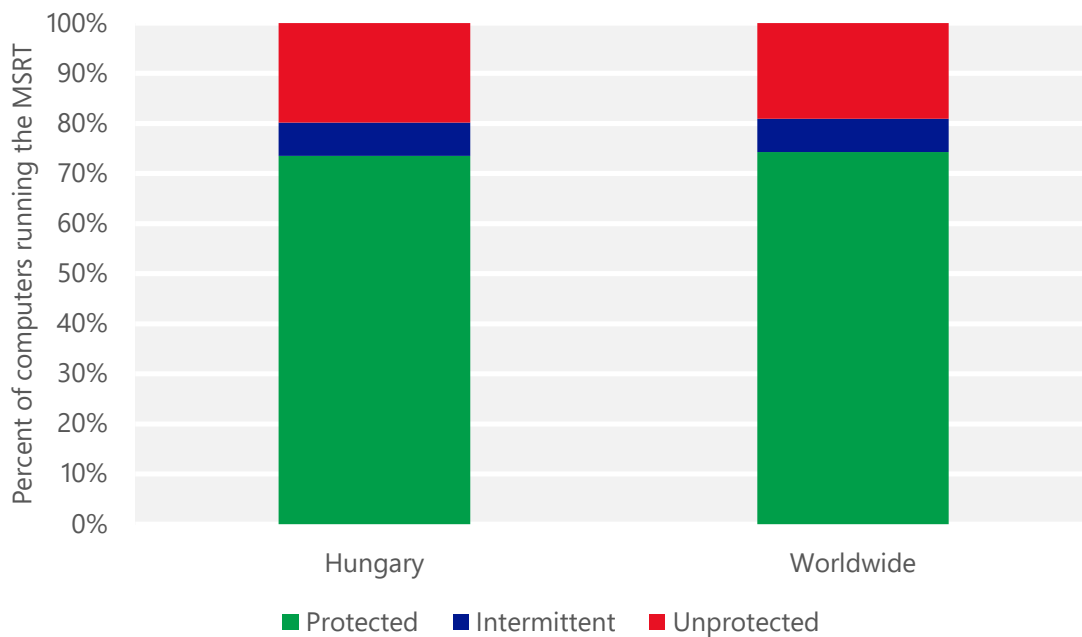
- The most common threat family infecting computers in Hungary in 4Q14 was [Win32/Sality](#), which was detected and removed from 1.1 of every 1,000 unique computers scanned by the MSRT. [Win32/Sality](#) is a family of polymorphic file infectors that target executable files with the extensions .scr or .exe. They may execute a damaging payload that deletes files with certain extensions and terminates security-related processes and services.
- The second most common threat family infecting computers in Hungary in 4Q14 was [JS/Kilim](#), which was detected and removed from 0.8 of every 1,000 unique computers scanned by the MSRT. [JS/Kilim](#) is a trojan that hijacks the user's Facebook, Twitter, or YouTube account to promote pages. It may post hyperlinks or like pages on Facebook, post comments on YouTube videos, or follow profiles and send direct messages on Twitter without permission.
- The third most common threat family infecting computers in Hungary in 4Q14 was [Win32/Brontok](#), which was detected and removed from 0.8 of every 1,000 unique computers scanned by the MSRT. [Win32/Brontok](#) is a mass-mailing email worm that spreads by sending copies of itself as email attachments to addresses gathered from files on the infected computer, and by copying itself to removable volumes. Brontok can disable security software, and may conduct DoS attacks against certain websites.
- The fourth most common threat family infecting computers in Hungary in 4Q14 was [MSIL/Bladabindi](#), which was detected and removed from 0.3 of every 1,000 unique computers scanned by the MSRT. [MSIL/Bladabindi](#) is a family of backdoors created by a malicious hacker tool called NJ Rat. The can steal sensitive information, download other malware, and allow backdoor access to an infected computer.

## Security software use

Recent releases of the MSRT collect and report details about the state of real-time antimalware software on a computer, if the computer's administrator has chosen to opt in to provide data to Microsoft. This telemetry data makes it possible to analyze security software usage patterns around the world and correlate them with infection rates.

A typical computer runs the MSRT three times each quarter, once for each monthly version of the tool that Microsoft releases. In the figure below, "Protected" represents computers that had real-time security software active and up-to-date every time the MSRT ran during a quarter; "Intermittently protected" represents computers that had security software active during one or more MSRT executions, but not all of them; and "Unprotected" represents computers that did not have security software active during any MSRT executions that quarter.

Percent of computers in Hungary and worldwide protected by real-time security software in 4Q14



## Drive-by download sites

A *drive-by download* site is a website that hosts one or more exploits that target vulnerabilities in web browsers and browser add-ons. Users with vulnerable computers can be infected with malware simply by visiting such a website, even without attempting to download anything. Drive-by download pages are usually hosted on legitimate Web sites to which an attacker has posted exploit code. Attackers gain access to legitimate sites through intrusion or by posting malicious code to a poorly secured web form, like a comment field on a blog. Compromised sites can be hosted anywhere in the world and concern nearly any subject imaginable, making it difficult for even an experienced user to identify a compromised site from a list of search results.

Search engines such as Bing have taken a number of measures to help protect users from drive-by downloads. As Bing indexes the web, pages are assessed for malicious elements or malicious behavior. Clicking the link in the list of search results displays a prominent warning, saying that the page may contain malicious software.

At the end of 3Q14, Bing detected 0.33 drive-by download URLs for every 1,000 URLs hosted in Hungary, compared to 0.41 worldwide. At the end of 4Q14, Bing detected 0.39 drive-by download URLs for every 1,000 URLs hosted in Hungary, compared to 0.45 worldwide.

Drive-by download pages per 1,000 URLs hosted in Hungary and worldwide

Metric	October 1, 2014	January 1, 2015
Drive-by download pages per 1,000 URLs, Hungary	0.33	0.39
<i>Drive-by download pages per 1,000 URLs worldwide</i>	<i>0.41</i>	<i>0.45</i>



# Iceland

The statistics presented here are generated by Microsoft security programs and services running on computers in Iceland in 4Q14 and previous quarters. This data is provided from administrators or users who choose to opt in to provide data to Microsoft, using IP address geolocation to determine country or region.

On computers running real-time security software, most attempts by malware to infect computers are blocked before they succeed. Therefore, for a comprehensive understanding of the malware landscape, it's important to consider infection attempts that are blocked as well as infections that are removed. For this reason, Microsoft uses two different metrics to measure malware prevalence:

- *Encounter rate* is simply the percentage of computers running Microsoft real-time security products that report a malware encounter, whether the infection attempt succeeds or not.
- *Computers cleaned per mille*, or *CCM*, is an infection rate metric that is defined as the number of computers cleaned for every 1,000 unique computers executing the Malicious Software Removal Tool (MSRT), a free tool distributed through Microsoft update services that removes more than 200 highly prevalent or serious threats from computers.

Infection rate statistics for Iceland

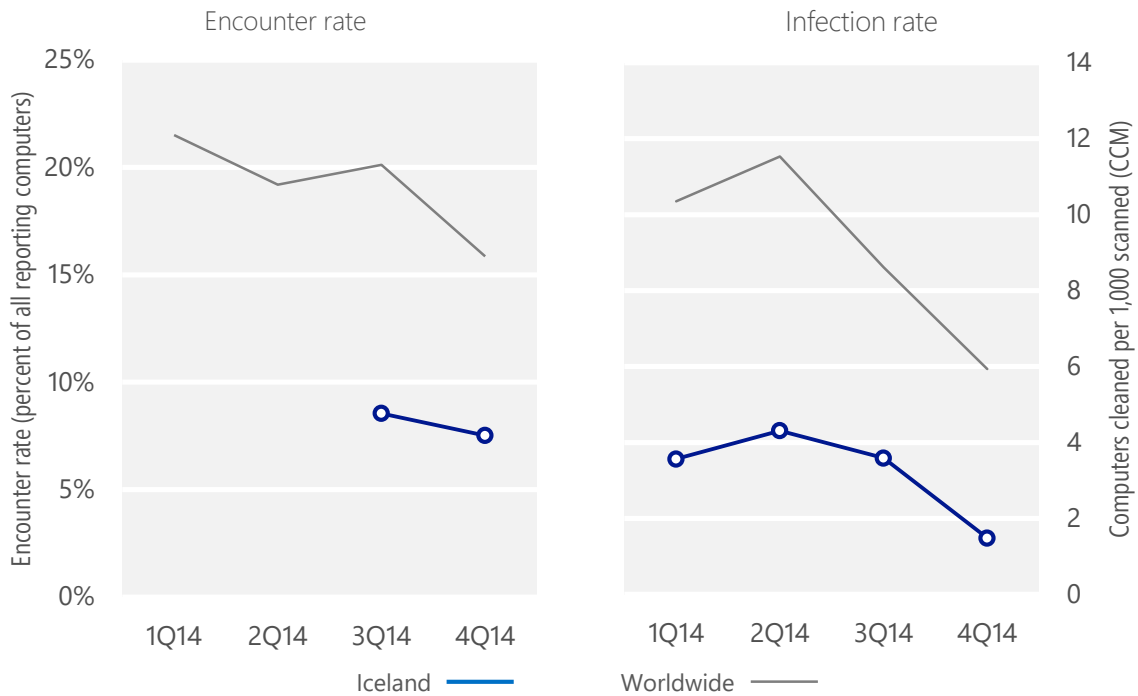
Metric	1Q14	2Q14	3Q14	4Q14
Encounter rate, Iceland	N/A	N/A	8.5%	7.5%
Worldwide encounter rate	21.5%	19.2%	20.1%	15.9%
CCM, Iceland	3.6	4.3	3.6	1.5
Worldwide CCM	10.3	11.5	8.6	5.9

Encounter and infection rates reported here do not include totals for the Brantall, Filcoute, and Rotbrow malware families. See pages 57–64 of [Microsoft Security Intelligence Report, Volume 17](#) for an explanation of this decision.

## Encounter and infection rate trends

In 4Q14, 7.5% percent of computers in Iceland encountered malware, compared to the 4Q14 worldwide encounter rate of 15.9 percent. In addition, the MSRT detected and removed malware from 1.5 of every 1,000 unique computers scanned in Iceland in 4Q14 (a CCM score of 1.5, compared to the 4Q14 worldwide CCM of 5.9). The following figure shows the encounter and infection rate trends for Iceland over the last four quarters, compared to the world as a whole.

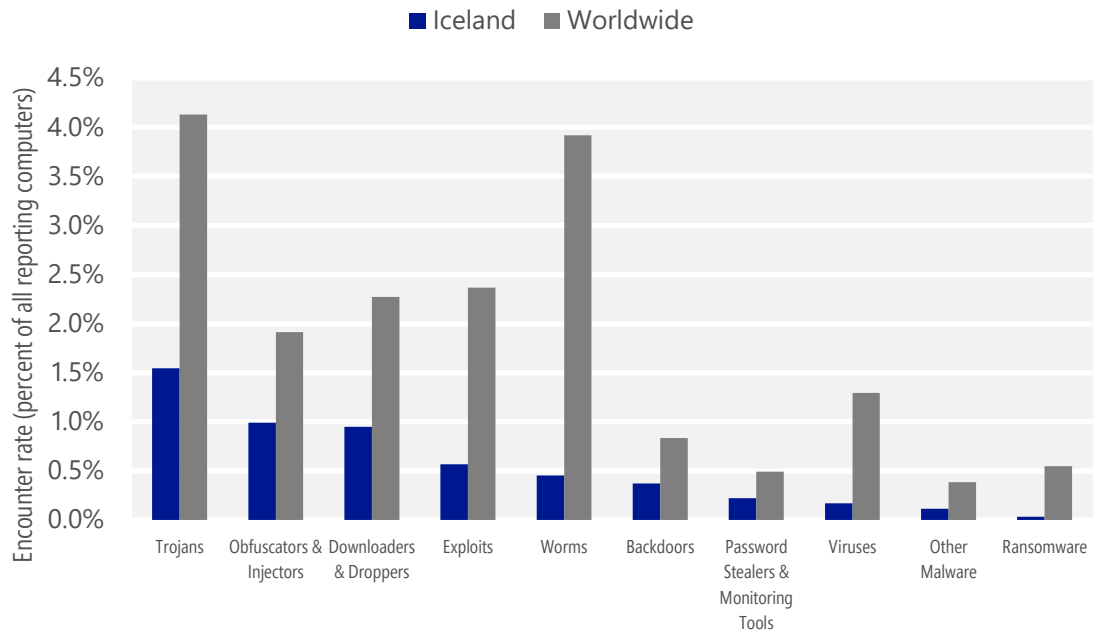
Malware encounter and infection rate trends in Iceland and worldwide



See the Worldwide Threat Assessment section of [Microsoft Security Intelligence Report, Volume 18](http://www.microsoft.com/sir) at [www.microsoft.com/sir](http://www.microsoft.com/sir) for more information about threats in Iceland and around the world, and for explanations of the methods and terms used here.

## Malware categories

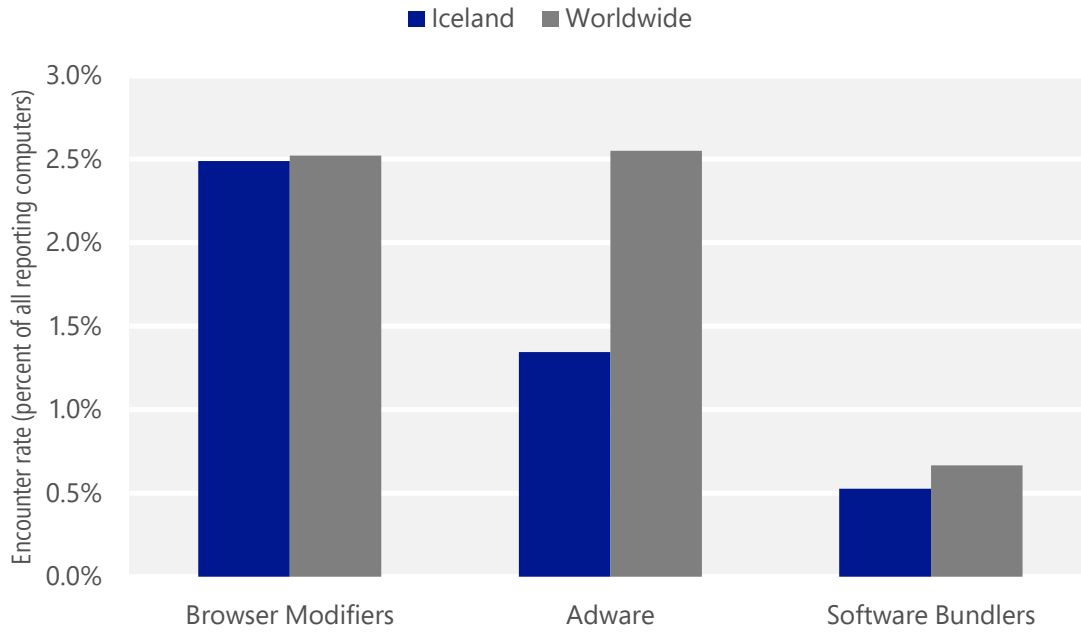
Malware encountered in Iceland in 4Q14, by category



- The most common malware category in Iceland in 4Q14 was Trojans. It was encountered by 1.5 percent of all computers there, down from 2.3 percent in 3Q14.
- The second most common malware category in Iceland in 4Q14 was Obfuscators & Injectors. It was encountered by 1.0 percent of all computers there, down from 2.3 percent in 3Q14.
- The third most common malware category in Iceland in 4Q14 was Downloaders & Droppers, which was encountered by 0.9 percent of all computers there, up from 0.9 percent in 3Q14.

## Unwanted software categories

Unwanted software encountered in Iceland in 4Q14, by category



- The most common unwanted software category in Iceland in 4Q14 was Browser Modifiers. It was encountered by 2.5 percent of all computers there, down from 3.2 percent in 3Q14.
- The second most common unwanted software category in Iceland in 4Q14 was Adware. It was encountered by 1.3 percent of all computers there, up from 0.4 percent in 3Q14.
- The third most common unwanted software category in Iceland in 4Q14 was Software Bundlers, which was encountered by 0.5 percent of all computers there, up from 0.1 percent in 3Q14.



## Top unwanted software families by encounter rate

The most common unwanted software families encountered in Iceland in 4Q14

	Family	Most significant category	% of reporting computers
1	<a href="#">Win32/Defaulttab</a>	Browser Modifiers	1.5%
2	<a href="#">Win32/Couponruc</a>	Browser Modifiers	1.1%

- The most common unwanted software family encountered in Iceland in 4Q14 was [Win32/Defaulttab](#), which was encountered by 1.5 percent of reporting computers there. [Win32/Defaulttab](#) is a browser modifier that redirects web browser searches and prevents the user from changing browser settings.
- The second most common unwanted software family encountered in Iceland in 4Q14 was [Win32/Couponruc](#), which was encountered by 1.1 percent of reporting computers there. [Win32/Couponruc](#) is a browser modifier that changes browser settings and may also modify some computer and Internet settings.
- The third most common unwanted software family encountered in Iceland in 4Q14 was [N/A](#), which was encountered by percent of reporting computers there.

## Top threat families by infection rate

The most common malware families by infection rate in Iceland in 4Q14

	Family	Most significant category	Infection rate (CCM)
1	<a href="#">JS/Kilim</a>	Trojans	0.1
2	<a href="#">MSIL/Bladabindi</a>	Backdoors	0.1
3	<a href="#">Win32/Alureon</a>	Trojans	0.1
4	<a href="#">Win32/Wysotot</a>	Trojans	0.1
5	<a href="#">Win32/Cutwail</a>	Downloaders & Droppers	0.1
6	<a href="#">Win32/Sefnit</a>	Trojans	0.1
7	<a href="#">Win32/Conficker</a>	Worms	0.1
8	<a href="#">Win32/Zbot</a>	Password Stealers & Monitoring Tools	0.1
9	<a href="#">Win32/Sality</a>	Viruses	0.1
10	<a href="#">Win32/Tofsee</a>	Backdoors	0.1

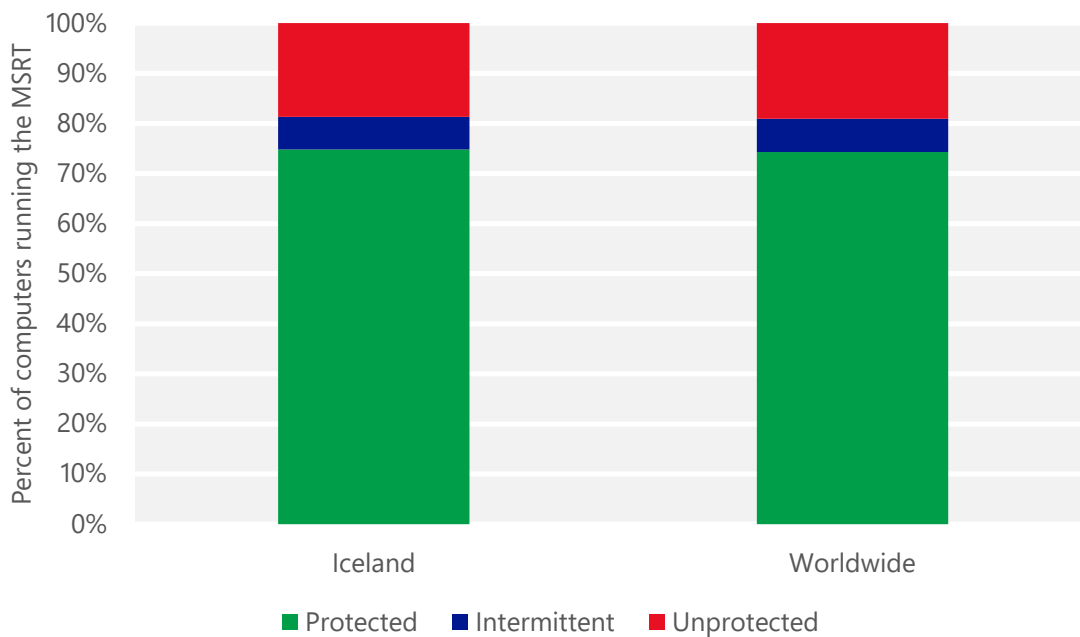
- The most common threat family infecting computers in Iceland in 4Q14 was [JS/Kilim](#), which was detected and removed from 0.1 of every 1,000 unique computers scanned by the MSRT. [JS/Kilim](#) is a trojan that hijacks the user's Facebook, Twitter, or YouTube account to promote pages. It may post hyperlinks or like pages on Facebook, post comments on YouTube videos, or follow profiles and send direct messages on Twitter without permission.
- The second most common threat family infecting computers in Iceland in 4Q14 was [MSIL/Bladabindi](#), which was detected and removed from 0.1 of every 1,000 unique computers scanned by the MSRT. [MSIL/Bladabindi](#) is a family of backdoors created by a malicious hacker tool called NJ Rat. The can steal sensitive information, download other malware, and allow backdoor access to an infected computer.
- The third most common threat family infecting computers in Iceland in 4Q14 was [Win32/Alureon](#), which was detected and removed from 0.1 of every 1,000 unique computers scanned by the MSRT. [Win32/Alureon](#) is a data-stealing trojan that gathers confidential information such as user names, passwords, and credit card data from incoming and outgoing Internet traffic. It may also download malicious data and modify DNS settings.
- The fourth most common threat family infecting computers in Iceland in 4Q14 was [Win32/Wysotot](#), which was detected and removed from 0.1 of every 1,000 unique computers scanned by the MSRT. [Win32/Wysotot](#) is a threat that can change the start page of the user's web browser, and may download and install other files to the computer. It is installed by software bundlers that advertise free software or games.

## Security software use

Recent releases of the MSRT collect and report details about the state of real-time antimalware software on a computer, if the computer's administrator has chosen to opt in to provide data to Microsoft. This telemetry data makes it possible to analyze security software usage patterns around the world and correlate them with infection rates.

A typical computer runs the MSRT three times each quarter, once for each monthly version of the tool that Microsoft releases. In the figure below, "Protected" represents computers that had real-time security software active and up-to-date every time the MSRT ran during a quarter; "Intermittently protected" represents computers that had security software active during one or more MSRT executions, but not all of them; and "Unprotected" represents computers that did not have security software active during any MSRT executions that quarter.

Percent of computers in Iceland and worldwide protected by real-time security software in 4Q14



## Drive-by download sites

A *drive-by download* site is a website that hosts one or more exploits that target vulnerabilities in web browsers and browser add-ons. Users with vulnerable computers can be infected with malware simply by visiting such a website, even without attempting to download anything. Drive-by download pages are usually hosted on legitimate Web sites to which an attacker has posted exploit code. Attackers gain access to legitimate sites through intrusion or by posting malicious code to a poorly secured web form, like a comment field on a blog. Compromised sites can be hosted anywhere in the world and concern nearly any subject imaginable, making it difficult for even an experienced user to identify a compromised site from a list of search results.

Search engines such as Bing have taken a number of measures to help protect users from drive-by downloads. As Bing indexes the web, pages are assessed for malicious elements or malicious behavior. Clicking the link in the list of search results displays a prominent warning, saying that the page may contain malicious software.

At the end of 3Q14, Bing detected 0.51 drive-by download URLs for every 1,000 URLs hosted in Iceland, compared to 0.41 worldwide. At the end of 4Q14, Bing detected 1.18 drive-by download URLs for every 1,000 URLs hosted in Iceland, compared to 0.45 worldwide.

Drive-by download pages per 1,000 URLs hosted in Iceland and worldwide

Metric	October 1, 2014	January 1, 2015
Drive-by download pages per 1,000 URLs, Iceland	0.51	1.18
<i>Drive-by download pages per 1,000 URLs worldwide</i>	<i>0.41</i>	<i>0.45</i>

# India

The statistics presented here are generated by Microsoft security programs and services running on computers in India in 4Q14 and previous quarters. This data is provided from administrators or users who choose to opt in to provide data to Microsoft, using IP address geolocation to determine country or region.

On computers running real-time security software, most attempts by malware to infect computers are blocked before they succeed. Therefore, for a comprehensive understanding of the malware landscape, it's important to consider infection attempts that are blocked as well as infections that are removed. For this reason, Microsoft uses two different metrics to measure malware prevalence:

- *Encounter rate* is simply the percentage of computers running Microsoft real-time security products that report a malware encounter, whether the infection attempt succeeds or not.
- *Computers cleaned per mille*, or *CCM*, is an infection rate metric that is defined as the number of computers cleaned for every 1,000 unique computers executing the Malicious Software Removal Tool (MSRT), a free tool distributed through Microsoft update services that removes more than 200 highly prevalent or serious threats from computers.

Infection rate statistics for India

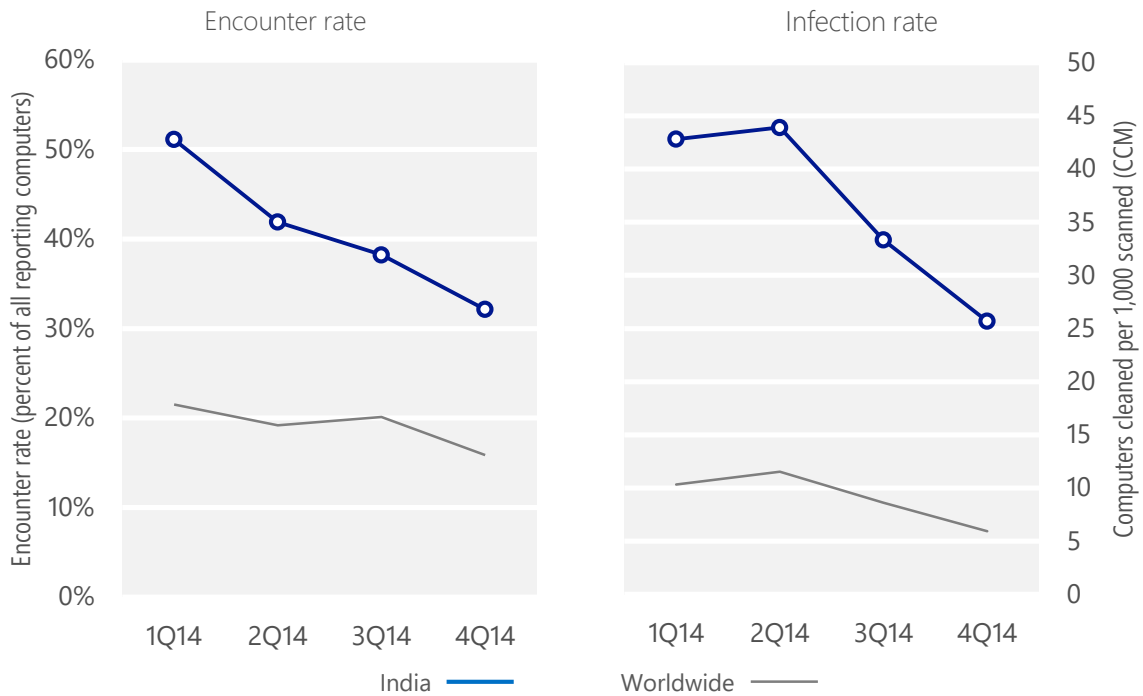
Metric	1Q14	2Q14	3Q14	4Q14
Encounter rate, India	51.1%	41.9%	38.2%	32.1%
Worldwide encounter rate	21.5%	19.2%	20.1%	15.9%
CCM, India	42.8	43.9	33.3	25.7
Worldwide CCM	10.3	11.5	8.6	5.9

Encounter and infection rates reported here do not include totals for the Brantall, Filcoute, and Rotbrow malware families. See pages 57–64 of [Microsoft Security Intelligence Report, Volume 17](#) for an explanation of this decision.

## Encounter and infection rate trends

In 4Q14, 32.1% percent of computers in India encountered malware, compared to the 4Q14 worldwide encounter rate of 15.9 percent. In addition, the MSRT detected and removed malware from 25.7 of every 1,000 unique computers scanned in India in 4Q14 (a CCM score of 25.7, compared to the 4Q14 worldwide CCM of 5.9). The following figure shows the encounter and infection rate trends for India over the last four quarters, compared to the world as a whole.

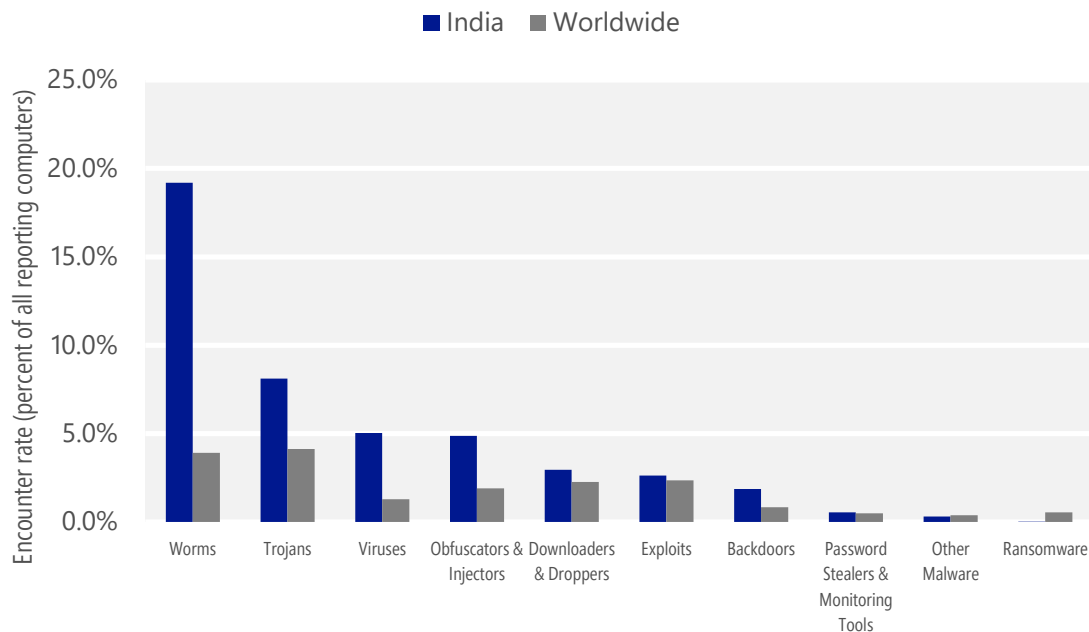
Malware encounter and infection rate trends in India and worldwide



See the Worldwide Threat Assessment section of [Microsoft Security Intelligence Report, Volume 18](http://www.microsoft.com/sir) at [www.microsoft.com/sir](http://www.microsoft.com/sir) for more information about threats in India and around the world, and for explanations of the methods and terms used here.

## Malware categories

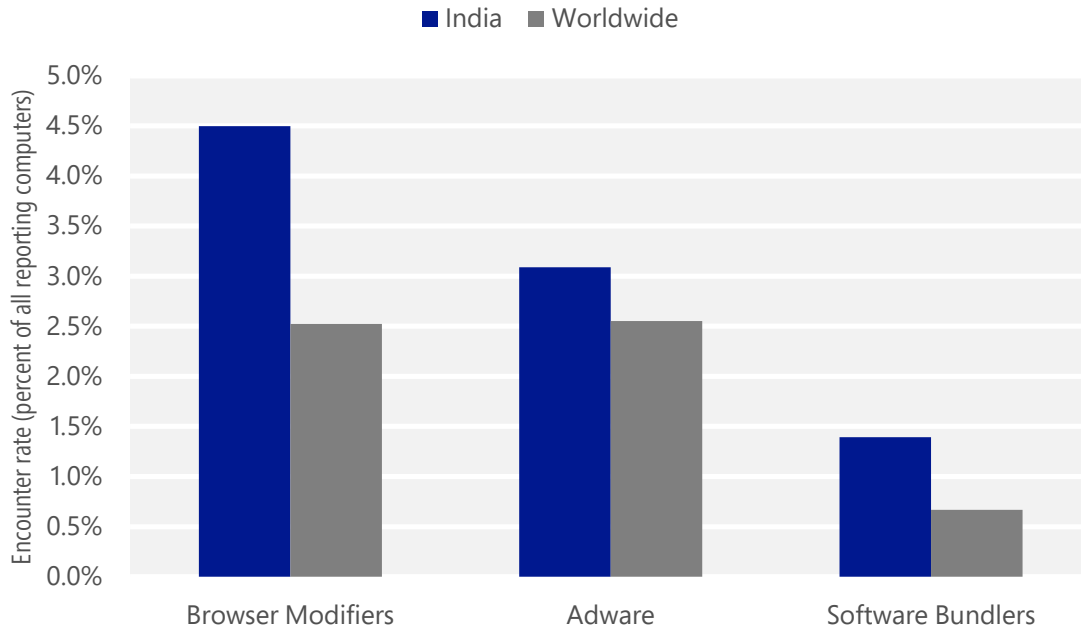
Malware encountered in India in 4Q14, by category



- The most common malware category in India in 4Q14 was Worms. It was encountered by 19.2 percent of all computers there, down from 22.7 percent in 3Q14.
- The second most common malware category in India in 4Q14 was Trojans. It was encountered by 8.1 percent of all computers there, down from 11.7 percent in 3Q14.
- The third most common malware category in India in 4Q14 was Viruses, which was encountered by 5.0 percent of all computers there, down from 6.0 percent in 3Q14.

## Unwanted software categories

Unwanted software encountered in India in 4Q14, by category



- The most common unwanted software category in India in 4Q14 was Browser Modifiers. It was encountered by 4.5 percent of all computers there, down from 6.3 percent in 3Q14.
- The second most common unwanted software category in India in 4Q14 was Adware. It was encountered by 3.1 percent of all computers there, up from 1.7 percent in 3Q14.
- The third most common unwanted software category in India in 4Q14 was Software Bundlers, which was encountered by 1.4 percent of all computers there, up from 0.1 percent in 3Q14.



## Top malware families by encounter rate

The most common malware families encountered in India in 4Q14

	Family	Most significant category	% of reporting computers
1	<a href="#">Win32/Gamarue</a>	Worms	7.9%
2	<a href="#">VBS/Jenxcus</a>	Worms	6.0%
3	<a href="#">INF/Autorun</a>	Obfuscators & Injectors	4.8%
4	<a href="#">Win32/Sality</a>	Viruses	3.0%
5	<a href="#">Win32/CplLnk</a>	Exploits	2.1%
6	<a href="#">Win32/Ramnit</a>	Trojans	1.9%
7	<a href="#">MSIL/Mofin</a>	Worms	1.6%
8	<a href="#">Win32/Vercuser</a>	Worms	1.6%
9	<a href="#">Win32/Nugel</a>	Worms	1.5%
10	<a href="#">Win32/Obfuscator</a>	Obfuscators & Injectors	1.4%

- The most common malware family encountered in India in 4Q14 was [Win32/Gamarue](#), which was encountered by 7.9 percent of reporting computers there. [Win32/Gamarue](#) is a worm that is commonly distributed via exploit kits and social engineering. Variants have been observed stealing information from the local computer and communicating with command-and-control (C&C) servers managed by attackers.
- The second most common malware family encountered in India in 4Q14 was [VBS/Jenxcus](#), which was encountered by 6.0 percent of reporting computers there. [VBS/Jenxcus](#) is a worm that gives an attacker control of the computer. It is spread by infected removable drives, like USB flash drives. It can also be downloaded within a torrent file.
- The third most common malware family encountered in India in 4Q14 was [INF/Autorun](#), which was encountered by 4.8 percent of reporting computers there. [INF/Autorun](#) is a family of worms that spreads by copying itself to the mapped drives of an infected computer. The mapped drives may include network or removable drives.
- The fourth most common malware family encountered in India in 4Q14 was [Win32/Sality](#), which was encountered by 3.0 percent of reporting computers there. [Win32/Sality](#) is a family of polymorphic file infectors that target executable files with the extensions .scr or .exe. They may execute a damaging payload that deletes files with certain extensions and terminates security-related processes and services.

## Top unwanted software families by encounter rate

The most common unwanted software families encountered in India in 4Q14

	Family	Most significant category	% of reporting computers
1	<a href="#">Win32/Couponruc</a>	Browser Modifiers	2.9%
2	<a href="#">Win32/Defaulttab</a>	Browser Modifiers	1.7%
3	<a href="#">Win32/Gofileexpress</a>	Software Bundlers	1.1%
4	<a href="#">Win32/Costmin</a>	Adware	1.0%
5	<a href="#">Win32/Pennybee</a>	Adware	0.8%

- The most common unwanted software family encountered in India in 4Q14 was [Win32/Couponruc](#), which was encountered by 2.9 percent of reporting computers there. [Win32/Couponruc](#) is a browser modifier that changes browser settings and may also modify some computer and Internet settings.
- The second most common unwanted software family encountered in India in 4Q14 was [Win32/Defaulttab](#), which was encountered by 1.7 percent of reporting computers there. [Win32/Defaulttab](#) is a browser modifier that redirects web browser searches and prevents the user from changing browser settings.
- The third most common unwanted software family encountered in India in 4Q14 was [Win32/Gofileexpress](#), which was encountered by 1.1 percent of reporting computers there. [Win32/Gofileexpress](#) is a software bundler that installs other unwanted software, including Adware:Win32/Lollipop and Adware:Win32/CostMin.

## Top threat families by infection rate

The most common malware families by infection rate in India in 4Q14

	Family	Most significant category	Infection rate (CCM)
1	<a href="#">Win32/Gamarue</a>	Worms	8.2
2	<a href="#">VBS/Jenxcus</a>	Worms	5.8
3	<a href="#">Win32/Sality</a>	Viruses	4.6
4	<a href="#">Win32/Ramnit</a>	Trojans	1.3
5	<a href="#">Win32/Nuqel</a>	Worms	1.2
6	<a href="#">Win32/Tupym</a>	Worms	0.9
7	<a href="#">Win32/Wysotot</a>	Trojans	0.8
8	<a href="#">MSIL/Bladabindi</a>	Backdoors	0.8
9	<a href="#">Win32/Vesenlosow</a>	Worms	0.7
10	<a href="#">Win32/Babonock</a>	Worms	0.5

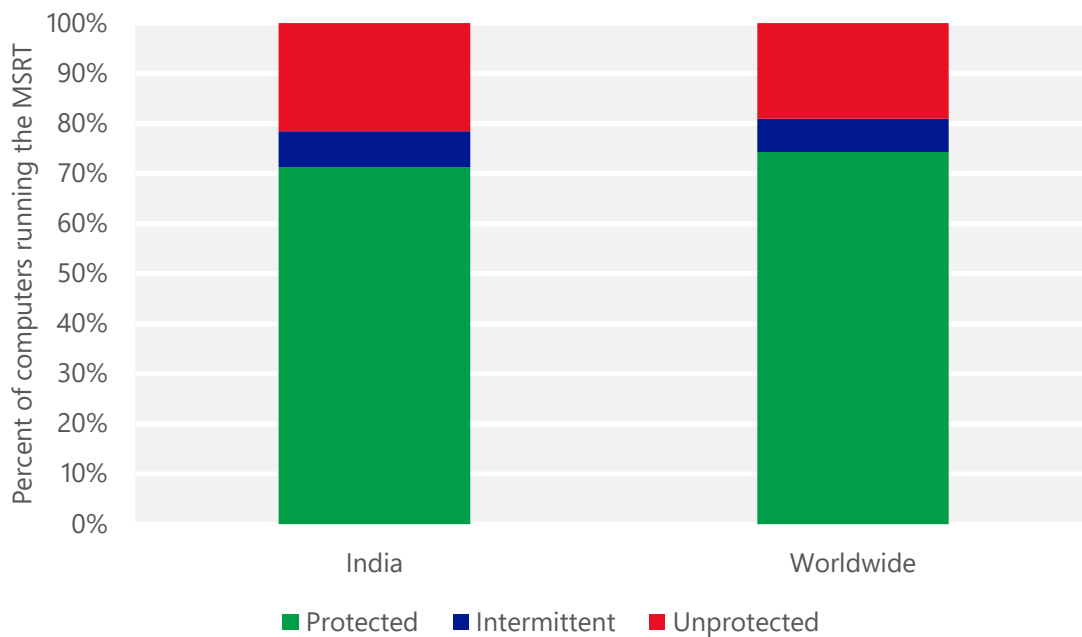
- The most common threat family infecting computers in India in 4Q14 was [Win32/Gamarue](#), which was detected and removed from 8.2 of every 1,000 unique computers scanned by the MSRT. [Win32/Gamarue](#) is a worm that is commonly distributed via exploit kits and social engineering. Variants have been observed stealing information from the local computer and communicating with command-and-control (C&C) servers managed by attackers.
- The second most common threat family infecting computers in India in 4Q14 was [VBS/Jenxcus](#), which was detected and removed from 5.8 of every 1,000 unique computers scanned by the MSRT. [VBS/Jenxcus](#) is a worm that gives an attacker control of the computer. It is spread by infected removable drives, like USB flash drives. It can also be downloaded within a torrent file.
- The third most common threat family infecting computers in India in 4Q14 was [Win32/Sality](#), which was detected and removed from 4.6 of every 1,000 unique computers scanned by the MSRT. [Win32/Sality](#) is a family of polymorphic file infectors that target executable files with the extensions .scr or .exe. They may execute a damaging payload that deletes files with certain extensions and terminates security-related processes and services.
- The fourth most common threat family infecting computers in India in 4Q14 was [Win32/Ramnit](#), which was detected and removed from 1.3 of every 1,000 unique computers scanned by the MSRT. [Win32/Ramnit](#) is a family of multi-component malware that infects executable files, Microsoft Office files, and HTML files. Win32/Ramnit spreads to removable drives and steals sensitive information such as saved FTP credentials and browser cookies. It may also open a backdoor to await instructions from a remote attacker.

## Security software use

Recent releases of the MSRT collect and report details about the state of real-time antimalware software on a computer, if the computer's administrator has chosen to opt in to provide data to Microsoft. This telemetry data makes it possible to analyze security software usage patterns around the world and correlate them with infection rates.

A typical computer runs the MSRT three times each quarter, once for each monthly version of the tool that Microsoft releases. In the figure below, "Protected" represents computers that had real-time security software active and up-to-date every time the MSRT ran during a quarter; "Intermittently protected" represents computers that had security software active during one or more MSRT executions, but not all of them; and "Unprotected" represents computers that did not have security software active during any MSRT executions that quarter.

Percent of computers in India and worldwide protected by real-time security software in 4Q14



## Drive-by download sites

A *drive-by download* site is a website that hosts one or more exploits that target vulnerabilities in web browsers and browser add-ons. Users with vulnerable computers can be infected with malware simply by visiting such a website, even without attempting to download anything. Drive-by download pages are usually hosted on legitimate Web sites to which an attacker has posted exploit code. Attackers gain access to legitimate sites through intrusion or by posting malicious code to a poorly secured web form, like a comment field on a blog. Compromised sites can be hosted anywhere in the world and concern nearly any subject imaginable, making it difficult for even an experienced user to identify a compromised site from a list of search results.

Search engines such as Bing have taken a number of measures to help protect users from drive-by downloads. As Bing indexes the web, pages are assessed for malicious elements or malicious behavior. Clicking the link in the list of search results displays a prominent warning, saying that the page may contain malicious software.

At the end of 3Q14, Bing detected 0.17 drive-by download URLs for every 1,000 URLs hosted in India, compared to 0.41 worldwide. At the end of 4Q14, Bing detected 0.17 drive-by download URLs for every 1,000 URLs hosted in India, compared to 0.45 worldwide.

Drive-by download pages per 1,000 URLs hosted in India and worldwide

Metric	October 1, 2014	January 1, 2015
Drive-by download pages per 1,000 URLs, India	0.17	0.17
<i>Drive-by download pages per 1,000 URLs worldwide</i>	<i>0.41</i>	<i>0.45</i>



# Indonesia

The statistics presented here are generated by Microsoft security programs and services running on computers in Indonesia in 4Q14 and previous quarters. This data is provided from administrators or users who choose to opt in to provide data to Microsoft, using IP address geolocation to determine country or region.

On computers running real-time security software, most attempts by malware to infect computers are blocked before they succeed. Therefore, for a comprehensive understanding of the malware landscape, it's important to consider infection attempts that are blocked as well as infections that are removed. For this reason, Microsoft uses two different metrics to measure malware prevalence:

- *Encounter rate* is simply the percentage of computers running Microsoft real-time security products that report a malware encounter, whether the infection attempt succeeds or not.
- *Computers cleaned per mille*, or *CCM*, is an infection rate metric that is defined as the number of computers cleaned for every 1,000 unique computers executing the Malicious Software Removal Tool (MSRT), a free tool distributed through Microsoft update services that removes more than 200 highly prevalent or serious threats from computers.

Infection rate statistics for Indonesia

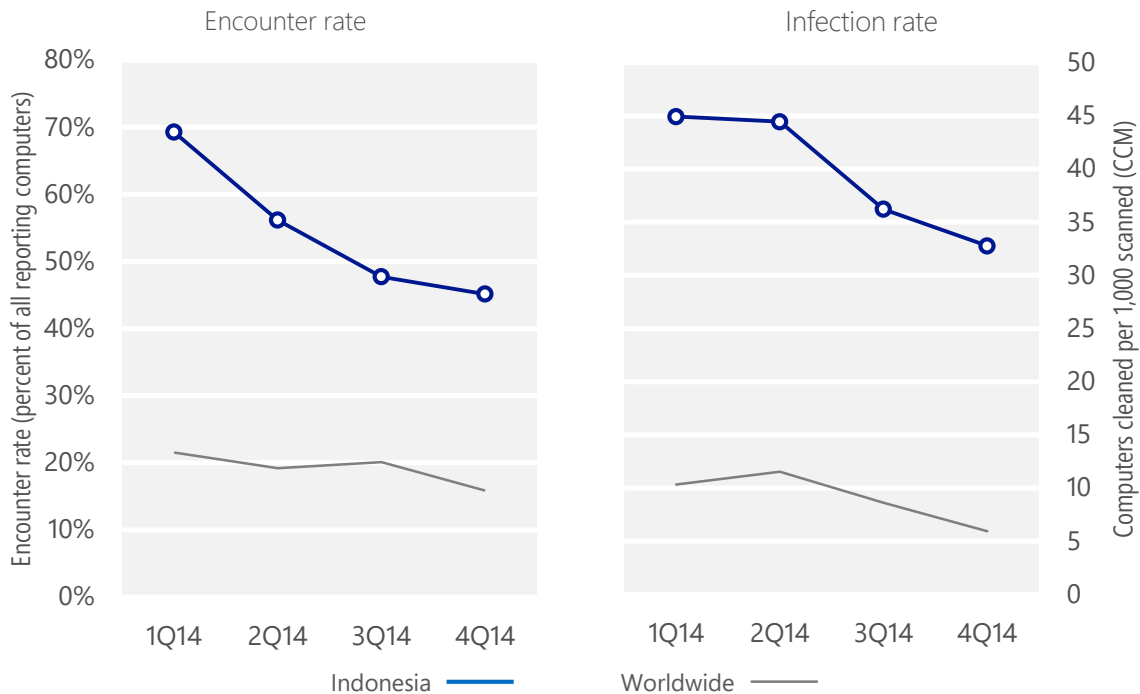
Metric	1Q14	2Q14	3Q14	4Q14
Encounter rate, Indonesia	69.3%	56.2%	47.7%	45.1%
Worldwide encounter rate	21.5%	19.2%	20.1%	15.9%
CCM, Indonesia	44.9	44.4	36.2	32.8
Worldwide CCM	10.3	11.5	8.6	5.9

Encounter and infection rates reported here do not include totals for the Brantall, Filcoute, and Rotbrow malware families. See pages 57–64 of [Microsoft Security Intelligence Report, Volume 17](#) for an explanation of this decision.

## Encounter and infection rate trends

In 4Q14, 45.1% percent of computers in Indonesia encountered malware, compared to the 4Q14 worldwide encounter rate of 15.9 percent. In addition, the MSRT detected and removed malware from 32.8 of every 1,000 unique computers scanned in Indonesia in 4Q14 (a CCM score of 32.8, compared to the 4Q14 worldwide CCM of 5.9). The following figure shows the encounter and infection rate trends for Indonesia over the last four quarters, compared to the world as a whole.

Malware encounter and infection rate trends in Indonesia and worldwide

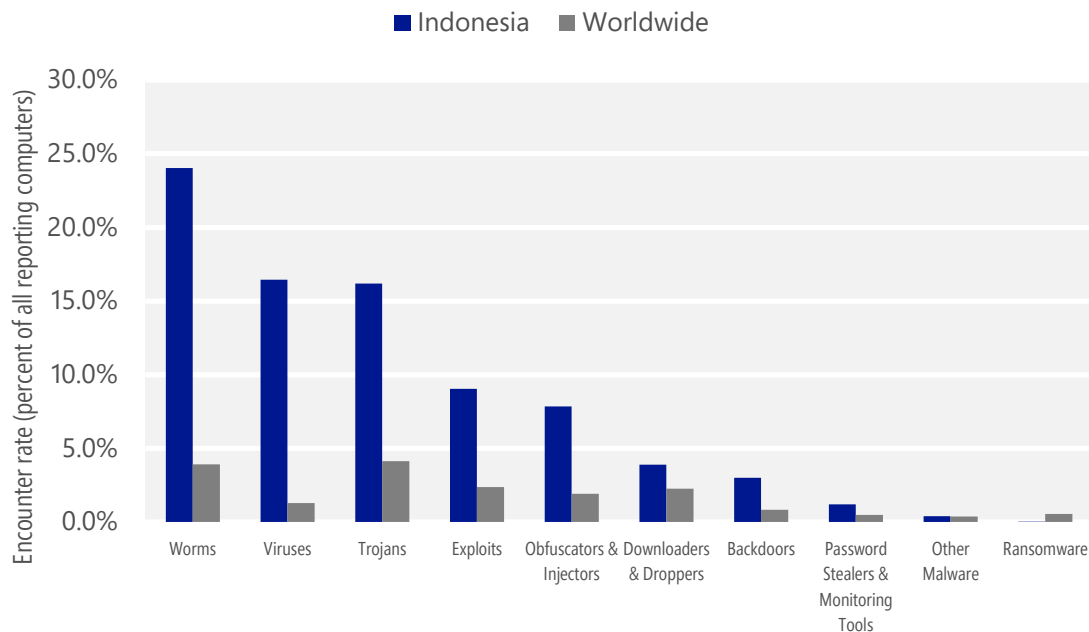


See the Worldwide Threat Assessment section of [Microsoft Security Intelligence Report, Volume 18](http://www.microsoft.com/sir) at [www.microsoft.com/sir](http://www.microsoft.com/sir) for more information about threats in Indonesia and around the world, and for explanations of the methods and terms used here.



## Malware categories

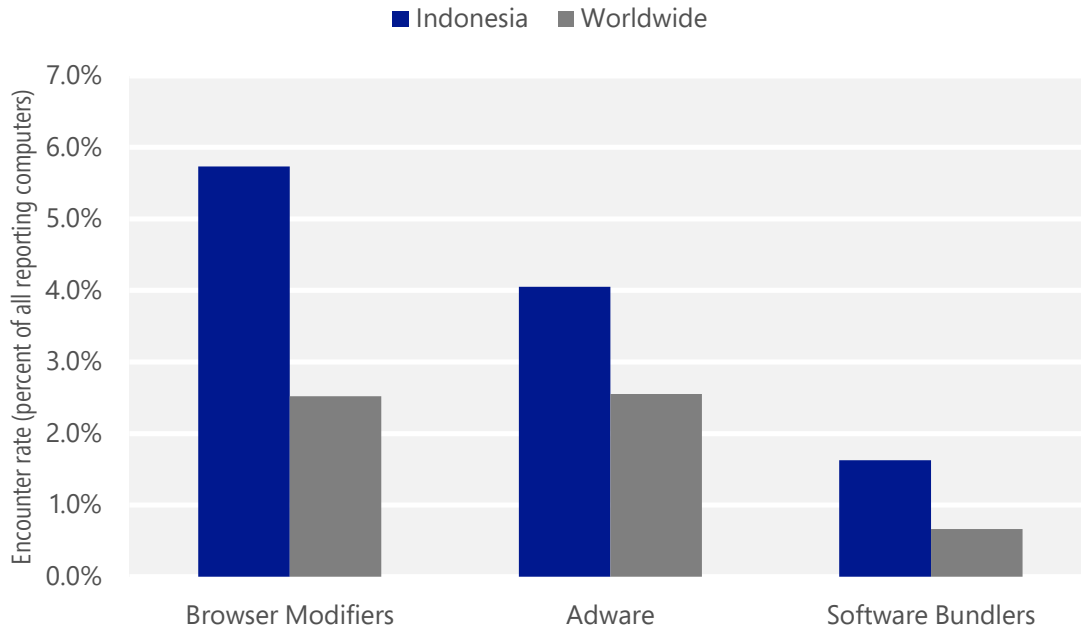
Malware encountered in Indonesia in 4Q14, by category



- The most common malware category in Indonesia in 4Q14 was Worms. It was encountered by 24.0 percent of all computers there, up from 23.6 percent in 3Q14.
- The second most common malware category in Indonesia in 4Q14 was Viruses. It was encountered by 16.5 percent of all computers there, down from 18.8 percent in 3Q14.
- The third most common malware category in Indonesia in 4Q14 was Trojans, which was encountered by 16.2 percent of all computers there, down from 17.5 percent in 3Q14.

## Unwanted software categories

Unwanted software encountered in Indonesia in 4Q14, by category



- The most common unwanted software category in Indonesia in 4Q14 was Browser Modifiers. It was encountered by 5.7 percent of all computers there, down from 8.3 percent in 3Q14.
- The second most common unwanted software category in Indonesia in 4Q14 was Adware. It was encountered by 4.1 percent of all computers there, up from 1.4 percent in 3Q14.
- The third most common unwanted software category in Indonesia in 4Q14 was Software Bundlers, which was encountered by 1.6 percent of all computers there, up from 0.1 percent in 3Q14.

## Top malware families by encounter rate

The most common malware families encountered in Indonesia in 4Q14

	Family	Most significant category	% of reporting computers
1	<a href="#">Win32/Gamarue</a>	Worms	11.5%
2	<a href="#">Win32/Ramnit</a>	Trojans	10.7%
3	<a href="#">Win32/CplLnk</a>	Exploits	8.1%
4	<a href="#">VBS/Jenxcus</a>	Worms	7.4%
5	<a href="#">INF/Autorun</a>	Obfuscators & Injectors	6.5%
6	<a href="#">Win32/Virut</a>	Viruses	6.4%
7	<a href="#">Win32/Sality</a>	Viruses	5.4%
8	<a href="#">Win32/Dorkbot</a>	Worms	3.0%
9	<a href="#">Win32/Slugin</a>	Viruses	2.9%
10	<a href="#">JS/Faceliker</a>	Trojans	2.9%

- The most common malware family encountered in Indonesia in 4Q14 was [Win32/Gamarue](#), which was encountered by 11.5 percent of reporting computers there. [Win32/Gamarue](#) is a worm that is commonly distributed via exploit kits and social engineering. Variants have been observed stealing information from the local computer and communicating with command-and-control (C&C) servers managed by attackers.
- The second most common malware family encountered in Indonesia in 4Q14 was [Win32/Ramnit](#), which was encountered by 10.7 percent of reporting computers there. [Win32/Ramnit](#) is a family of multi-component malware that infects executable files, Microsoft Office files, and HTML files. Win32/Ramnit spreads to removable drives and steals sensitive information such as saved FTP credentials and browser cookies. It may also open a backdoor to await instructions from a remote attacker.
- The third most common malware family encountered in Indonesia in 4Q14 was [Win32/CplLnk](#), which was encountered by 8.1 percent of reporting computers there. [Win32/CplLnk](#) is a generic detection for specially-crafted malicious shortcut files that attempt to exploit the vulnerability addressed by Microsoft Security Bulletin MS10-046.
- The fourth most common malware family encountered in Indonesia in 4Q14 was [VBS/Jenxcus](#), which was encountered by 7.4 percent of reporting computers there. [VBS/Jenxcus](#) is a worm that gives an attacker control of the computer. It is spread by infected removable drives, like USB flash drives. It can also be downloaded within a torrent file.

## Top unwanted software families by encounter rate

The most common unwanted software families encountered in Indonesia in 4Q14

	Family	Most significant category	% of reporting computers
1	<a href="#">Win32/Couponruc</a>	Browser Modifiers	5.0%
2	<a href="#">Win32/Costmin</a>	Adware	2.2%
3	<a href="#">Win32/BetterSurf</a>	Adware	1.3%
4	<a href="#">Win32/Gofileexpress</a>	Software Bundlers	1.3%
5	<a href="#">Win32/Defaulttab</a>	Browser Modifiers	0.9%

- The most common unwanted software family encountered in Indonesia in 4Q14 was [Win32/Couponruc](#), which was encountered by 5.0 percent of reporting computers there. [Win32/Couponruc](#) is a browser modifier that changes browser settings and may also modify some computer and Internet settings.
- The second most common unwanted software family encountered in Indonesia in 4Q14 was [Win32/Costmin](#), which was encountered by 2.2 percent of reporting computers there. [Win32/Costmin](#) is an adware family that installs itself as a browser extension for Internet Explorer, Mozilla Firefox, and Google Chrome, and displays advertisements as the user browses the Internet.
- The third most common unwanted software family encountered in Indonesia in 4Q14 was [Win32/BetterSurf](#), which was encountered by 1.3 percent of reporting computers there. [Win32/BetterSurf](#) is adware that displays unwanted ads on search engine results pages and other websites. It may be included with software bundles that offer free applications or games.

## Top threat families by infection rate

The most common malware families by infection rate in Indonesia in 4Q14

	Family	Most significant category	Infection rate (CCM)
1	<a href="#">Win32/Ramnit</a>	Trojans	8.5
2	<a href="#">Win32/Sality</a>	Viruses	7.1
3	<a href="#">Win32/Gamarue</a>	Worms	6.5
4	<a href="#">VBS/Jenxcus</a>	Worms	5.9
5	<a href="#">Win32/Pramro</a>	Trojans	0.9
6	<a href="#">Win32/Chir</a>	Viruses	0.9
7	<a href="#">MSIL/Bladabindi</a>	Backdoors	0.8
8	<a href="#">Win32/Dorkbot</a>	Worms	0.8
9	<a href="#">Win32/Yeltminky</a>	Worms	0.7
10	<a href="#">Win32/Wysotot</a>	Trojans	0.7

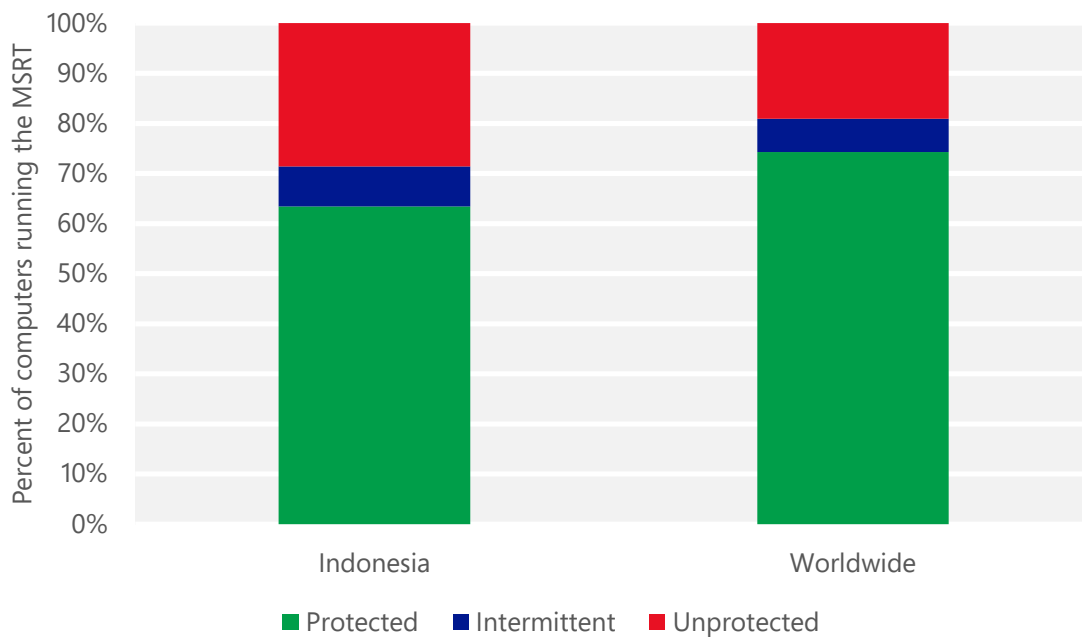
- The most common threat family infecting computers in Indonesia in 4Q14 was [Win32/Ramnit](#), which was detected and removed from 8.5 of every 1,000 unique computers scanned by the MSRT. [Win32/Ramnit](#) is a family of multi-component malware that infects executable files, Microsoft Office files, and HTML files. Win32/Ramnit spreads to removable drives and steals sensitive information such as saved FTP credentials and browser cookies. It may also open a backdoor to await instructions from a remote attacker.
- The second most common threat family infecting computers in Indonesia in 4Q14 was [Win32/Sality](#), which was detected and removed from 7.1 of every 1,000 unique computers scanned by the MSRT. [Win32/Sality](#) is a family of polymorphic file infectors that target executable files with the extensions .scr or .exe. They may execute a damaging payload that deletes files with certain extensions and terminates security-related processes and services.
- The third most common threat family infecting computers in Indonesia in 4Q14 was [Win32/Gamarue](#), which was detected and removed from 6.5 of every 1,000 unique computers scanned by the MSRT. [Win32/Gamarue](#) is a worm that is commonly distributed via exploit kits and social engineering. Variants have been observed stealing information from the local computer and communicating with command-and-control (C&C) servers managed by attackers.
- The fourth most common threat family infecting computers in Indonesia in 4Q14 was [VBS/Jenxcus](#), which was detected and removed from 5.9 of every 1,000 unique computers scanned by the MSRT. [VBS/Jenxcus](#) is a worm that gives an attacker control of the computer. It is spread by infected removable drives, like USB flash drives. It can also be downloaded within a torrent file.

## Security software use

Recent releases of the MSRT collect and report details about the state of real-time antimalware software on a computer, if the computer's administrator has chosen to opt in to provide data to Microsoft. This telemetry data makes it possible to analyze security software usage patterns around the world and correlate them with infection rates.

A typical computer runs the MSRT three times each quarter, once for each monthly version of the tool that Microsoft releases. In the figure below, "Protected" represents computers that had real-time security software active and up-to-date every time the MSRT ran during a quarter; "Intermittently protected" represents computers that had security software active during one or more MSRT executions, but not all of them; and "Unprotected" represents computers that did not have security software active during any MSRT executions that quarter.

Percent of computers in Indonesia and worldwide protected by real-time security software in 4Q14



## Drive-by download sites

A *drive-by download* site is a website that hosts one or more exploits that target vulnerabilities in web browsers and browser add-ons. Users with vulnerable computers can be infected with malware simply by visiting such a website, even without attempting to download anything. Drive-by download pages are usually hosted on legitimate Web sites to which an attacker has posted exploit code. Attackers gain access to legitimate sites through intrusion or by posting malicious code to a poorly secured web form, like a comment field on a blog. Compromised sites can be hosted anywhere in the world and concern nearly any subject imaginable, making it difficult for even an experienced user to identify a compromised site from a list of search results.

Search engines such as Bing have taken a number of measures to help protect users from drive-by downloads. As Bing indexes the web, pages are assessed for malicious elements or malicious behavior. Clicking the link in the list of search results displays a prominent warning, saying that the page may contain malicious software.

At the end of 3Q14, Bing detected 0.58 drive-by download URLs for every 1,000 URLs hosted in Indonesia, compared to 0.41 worldwide. At the end of 4Q14, Bing detected 0.68 drive-by download URLs for every 1,000 URLs hosted in Indonesia, compared to 0.45 worldwide.

Drive-by download pages per 1,000 URLs hosted in Indonesia and worldwide

Metric	October 1, 2014	January 1, 2015
Drive-by download pages per 1,000 URLs, Indonesia	0.58	0.68
<i>Drive-by download pages per 1,000 URLs worldwide</i>	<i>0.41</i>	<i>0.45</i>





# Iraq

The statistics presented here are generated by Microsoft security programs and services running on computers in Iraq in 4Q14 and previous quarters. This data is provided from administrators or users who choose to opt in to provide data to Microsoft, using IP address geolocation to determine country or region.

On computers running real-time security software, most attempts by malware to infect computers are blocked before they succeed. Therefore, for a comprehensive understanding of the malware landscape, it's important to consider infection attempts that are blocked as well as infections that are removed. For this reason, Microsoft uses two different metrics to measure malware prevalence:

- *Encounter rate* is simply the percentage of computers running Microsoft real-time security products that report a malware encounter, whether the infection attempt succeeds or not.
- *Computers cleaned per mille*, or *CCM*, is an infection rate metric that is defined as the number of computers cleaned for every 1,000 unique computers executing the Malicious Software Removal Tool (MSRT), a free tool distributed through Microsoft update services that removes more than 200 highly prevalent or serious threats from computers.

Infection rate statistics for Iraq

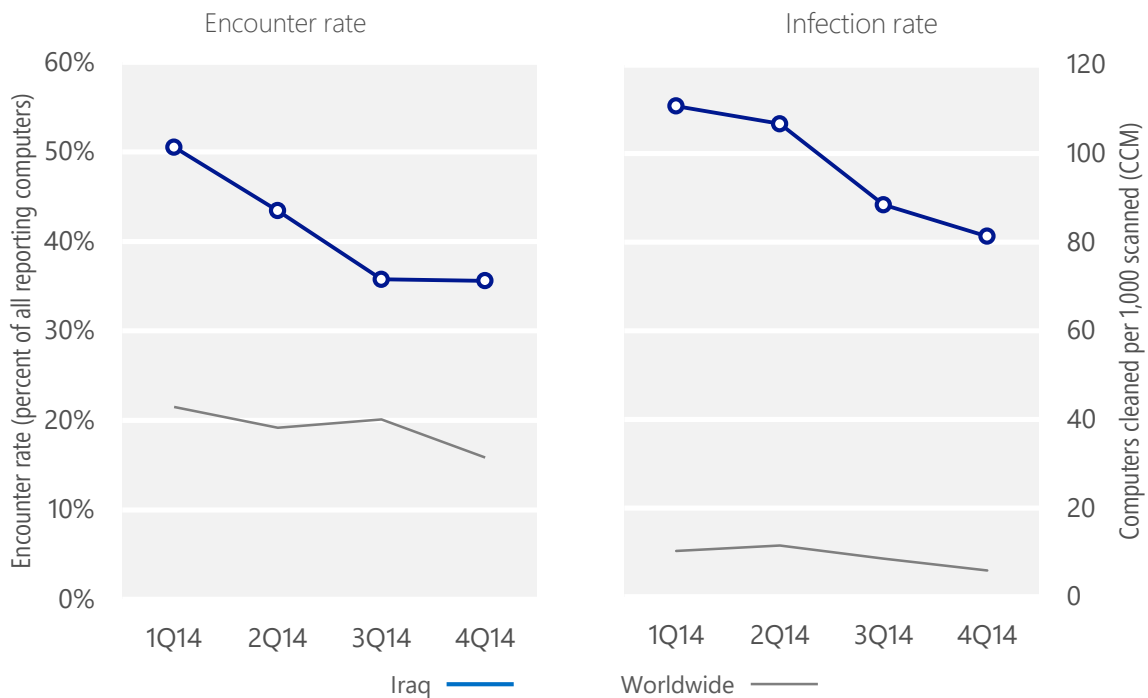
Metric	1Q14	2Q14	3Q14	4Q14
Encounter rate, Iraq	50.5%	43.4%	35.7%	35.6%
Worldwide encounter rate	21.5%	19.2%	20.1%	15.9%
CCM, Iraq	110.7	106.7	88.5	81.3
Worldwide CCM	10.3	11.5	8.6	5.9

Encounter and infection rates reported here do not include totals for the Brantall, Filcout, and Rotbrow malware families. See pages 57–64 of [Microsoft Security Intelligence Report, Volume 17](#) for an explanation of this decision.

## Encounter and infection rate trends

In 4Q14, 35.6% percent of computers in Iraq encountered malware, compared to the 4Q14 worldwide encounter rate of 15.9 percent. In addition, the MSRT detected and removed malware from 81.3 of every 1,000 unique computers scanned in Iraq in 4Q14 (a CCM score of 81.3, compared to the 4Q14 worldwide CCM of 5.9). The following figure shows the encounter and infection rate trends for Iraq over the last four quarters, compared to the world as a whole.

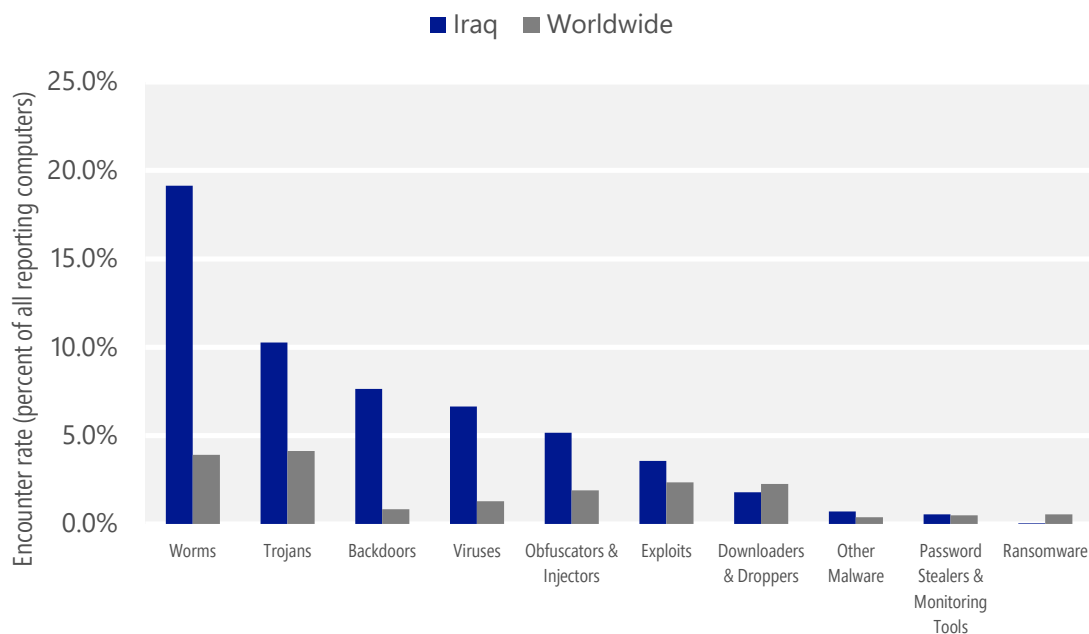
Malware encounter and infection rate trends in Iraq and worldwide



See the Worldwide Threat Assessment section of [Microsoft Security Intelligence Report, Volume 18](#) at [www.microsoft.com/sir](http://www.microsoft.com/sir) for more information about threats in Iraq and around the world, and for explanations of the methods and terms used here.

## Malware categories

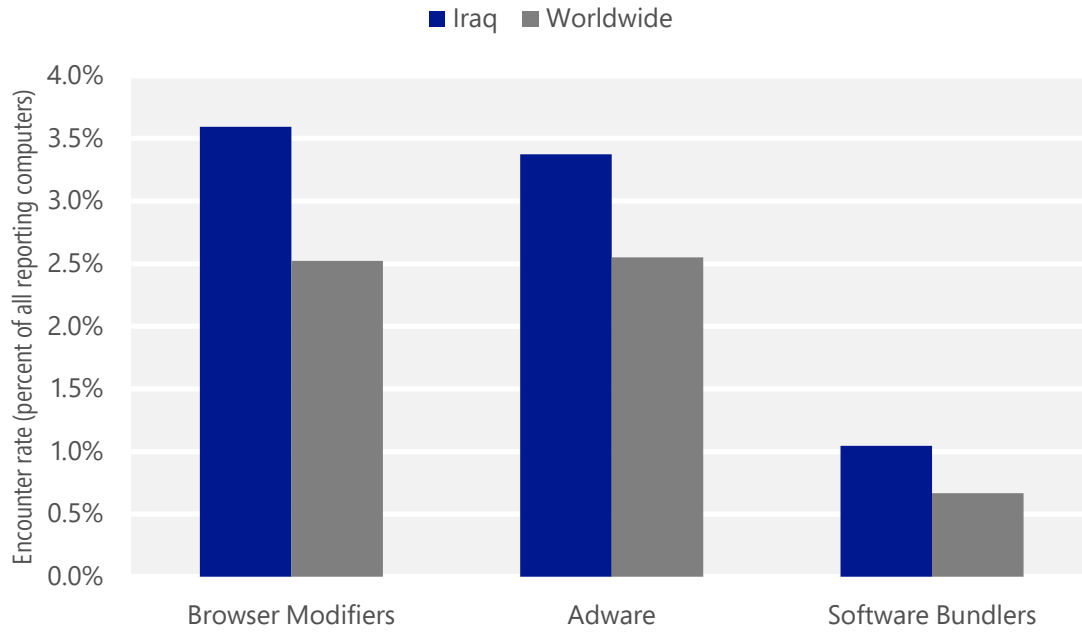
Malware encountered in Iraq in 4Q14, by category



- The most common malware category in Iraq in 4Q14 was Worms. It was encountered by 19.1 percent of all computers there, up from 17.6 percent in 3Q14.
- The second most common malware category in Iraq in 4Q14 was Trojans. It was encountered by 10.3 percent of all computers there, down from 11.6 percent in 3Q14.
- The third most common malware category in Iraq in 4Q14 was Backdoors, which was encountered by 7.6 percent of all computers there, down from 8.3 percent in 3Q14.

## Unwanted software categories

Unwanted software encountered in Iraq in 4Q14, by category



- The most common unwanted software category in Iraq in 4Q14 was Browser Modifiers. It was encountered by 3.6 percent of all computers there, down from 4.8 percent in 3Q14.
- The second most common unwanted software category in Iraq in 4Q14 was Adware. It was encountered by 3.4 percent of all computers there, up from 1.0 percent in 3Q14.
- The third most common unwanted software category in Iraq in 4Q14 was Software Bundlers, which was encountered by 1.0 percent of all computers there, up from 0.1 percent in 3Q14.

## Top malware families by encounter rate

The most common malware families encountered in Iraq in 4Q14

	Family	Most significant category	% of reporting computers
1	<a href="#">VBS/Jenxcus</a>	Worms	10.6%
2	<a href="#">INF/Autorun</a>	Obfuscators & Injectors	7.4%
3	<a href="#">MSIL/Bladabindi</a>	Backdoors	6.1%
4	<a href="#">Win32/Wecykler</a>	Worms	4.5%
5	<a href="#">Win32/Sality</a>	Viruses	3.5%
6	<a href="#">Win32/Ramnit</a>	Trojans	3.0%
7	<a href="#">Win32/CplLnk</a>	Exploits	3.0%
8	<a href="#">Win32/Gamarue</a>	Worms	2.4%
9	<a href="#">Win32/Vermis</a>	Worms	1.8%
10	<a href="#">Win32/Sulunch</a>	Trojans	1.5%

- The most common malware family encountered in Iraq in 4Q14 was [VBS/Jenxcus](#), which was encountered by 10.6 percent of reporting computers there. [VBS/Jenxcus](#) is a worm that gives an attacker control of the computer. It is spread by infected removable drives, like USB flash drives. It can also be downloaded within a torrent file.
- The second most common malware family encountered in Iraq in 4Q14 was [INF/Autorun](#), which was encountered by 7.4 percent of reporting computers there. [INF/Autorun](#) is a family of worms that spreads by copying itself to the mapped drives of an infected computer. The mapped drives may include network or removable drives.
- The third most common malware family encountered in Iraq in 4Q14 was [MSIL/Bladabindi](#), which was encountered by 6.1 percent of reporting computers there. [MSIL/Bladabindi](#) is a family of backdoors created by a malicious hacker tool called NJ Rat. The can steal sensitive information, download other malware, and allow backdoor access to an infected computer.
- The fourth most common malware family encountered in Iraq in 4Q14 was [Win32/Wecykler](#), which was encountered by 4.5 percent of reporting computers there. [Win32/Wecykler](#) is a family of worms that spread via removable drives, such as USB drives; they may stop security processes and other processes on the computer, and log keystrokes which they later send to a remote attacker.

## Top unwanted software families by encounter rate

The most common unwanted software families encountered in Iraq in 4Q14

	Family	Most significant category	% of reporting computers
1	<a href="#">Win32/Couponruc</a>	Browser Modifiers	2.5%
2	<a href="#">Win32/Brya</a>	Adware	1.4%
3	<a href="#">Win32/Defaulttab</a>	Browser Modifiers	1.1%
4	<a href="#">Win32/BetterSurf</a>	Adware	1.0%
5	<a href="#">Win32/Gofilexpress</a>	Software Bundlers	0.8%

- The most common unwanted software family encountered in Iraq in 4Q14 was [Win32/Couponruc](#), which was encountered by 2.5 percent of reporting computers there. [Win32/Couponruc](#) is a browser modifier that changes browser settings and may also modify some computer and Internet settings.
- The second most common unwanted software family encountered in Iraq in 4Q14 was [Win32/Brya](#), which was encountered by 1.4 percent of reporting computers there. [Win32/Brya](#) is a program that shows ads that the user cannot control as they browse the web. It does not have a working uninstaller.
- The third most common unwanted software family encountered in Iraq in 4Q14 was [Win32/Defaulttab](#), which was encountered by 1.1 percent of reporting computers there. [Win32/Defaulttab](#) is a browser modifier that redirects web browser searches and prevents the user from changing browser settings.

## Top threat families by infection rate

The most common malware families by infection rate in Iraq in 4Q14

	Family	Most significant category	Infection rate (CCM)
1	<a href="#">VBS/Jenxcus</a>	Worms	25.1
2	<a href="#">Win32/Sality</a>	Viruses	16.4
3	<a href="#">MSIL/Bladabindi</a>	Backdoors	14.9
4	<a href="#">Win32/Wecykler</a>	Worms	10.9
5	<a href="#">Win32/Ramnit</a>	Trojans	7.8
6	<a href="#">Win32/Gamarue</a>	Worms	4.1
7	<a href="#">Win32/Brontok</a>	Worms	3.9
8	<a href="#">Win32/Dorkbot</a>	Worms	2.8
9	<a href="#">Win32/Folstart</a>	Worms	2.6
10	<a href="#">Win32/Nuqel</a>	Worms	2.4

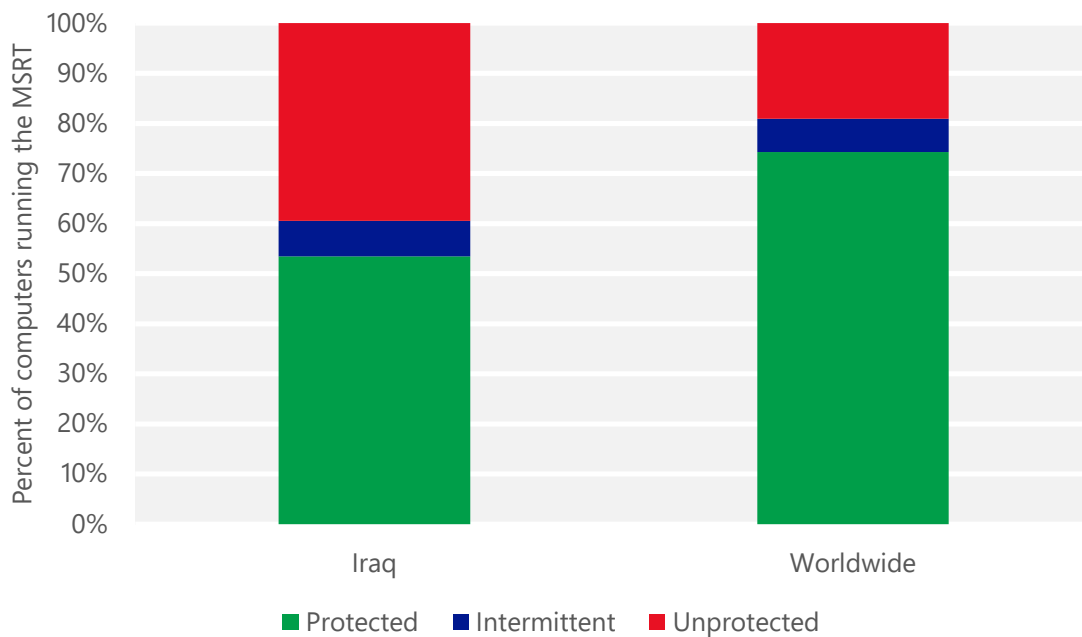
- The most common threat family infecting computers in Iraq in 4Q14 was [VBS/Jenxcus](#), which was detected and removed from 25.1 of every 1,000 unique computers scanned by the MSRT. [VBS/Jenxcus](#) is a worm that gives an attacker control of the computer. It is spread by infected removable drives, like USB flash drives. It can also be downloaded within a torrent file.
- The second most common threat family infecting computers in Iraq in 4Q14 was [Win32/Sality](#), which was detected and removed from 16.4 of every 1,000 unique computers scanned by the MSRT. [Win32/Sality](#) is a family of polymorphic file infectors that target executable files with the extensions .scr or .exe. They may execute a damaging payload that deletes files with certain extensions and terminates security-related processes and services.
- The third most common threat family infecting computers in Iraq in 4Q14 was [MSIL/Bladabindi](#), which was detected and removed from 14.9 of every 1,000 unique computers scanned by the MSRT. [MSIL/Bladabindi](#) is a family of backdoors created by a malicious hacker tool called NJ Rat. The can steal sensitive information, download other malware, and allow backdoor access to an infected computer.
- The fourth most common threat family infecting computers in Iraq in 4Q14 was [Win32/Wecykler](#), which was detected and removed from 10.9 of every 1,000 unique computers scanned by the MSRT. [Win32/Wecykler](#) is a family of worms that spread via removable drives, such as USB drives; they may stop security processes and other processes on the computer, and log keystrokes which they later send to a remote attacker.

## Security software use

Recent releases of the MSRT collect and report details about the state of real-time antimalware software on a computer, if the computer's administrator has chosen to opt in to provide data to Microsoft. This telemetry data makes it possible to analyze security software usage patterns around the world and correlate them with infection rates.

A typical computer runs the MSRT three times each quarter, once for each monthly version of the tool that Microsoft releases. In the figure below, "Protected" represents computers that had real-time security software active and up-to-date every time the MSRT ran during a quarter; "Intermittently protected" represents computers that had security software active during one or more MSRT executions, but not all of them; and "Unprotected" represents computers that did not have security software active during any MSRT executions that quarter.

Percent of computers in Iraq and worldwide protected by real-time security software in 4Q14





# Ireland

The statistics presented here are generated by Microsoft security programs and services running on computers in Ireland in 4Q14 and previous quarters. This data is provided from administrators or users who choose to opt in to provide data to Microsoft, using IP address geolocation to determine country or region.

On computers running real-time security software, most attempts by malware to infect computers are blocked before they succeed. Therefore, for a comprehensive understanding of the malware landscape, it's important to consider infection attempts that are blocked as well as infections that are removed. For this reason, Microsoft uses two different metrics to measure malware prevalence:

- *Encounter rate* is simply the percentage of computers running Microsoft real-time security products that report a malware encounter, whether the infection attempt succeeds or not.
- *Computers cleaned per mille*, or *CCM*, is an infection rate metric that is defined as the number of computers cleaned for every 1,000 unique computers executing the Malicious Software Removal Tool (MSRT), a free tool distributed through Microsoft update services that removes more than 200 highly prevalent or serious threats from computers.

Infection rate statistics for Ireland

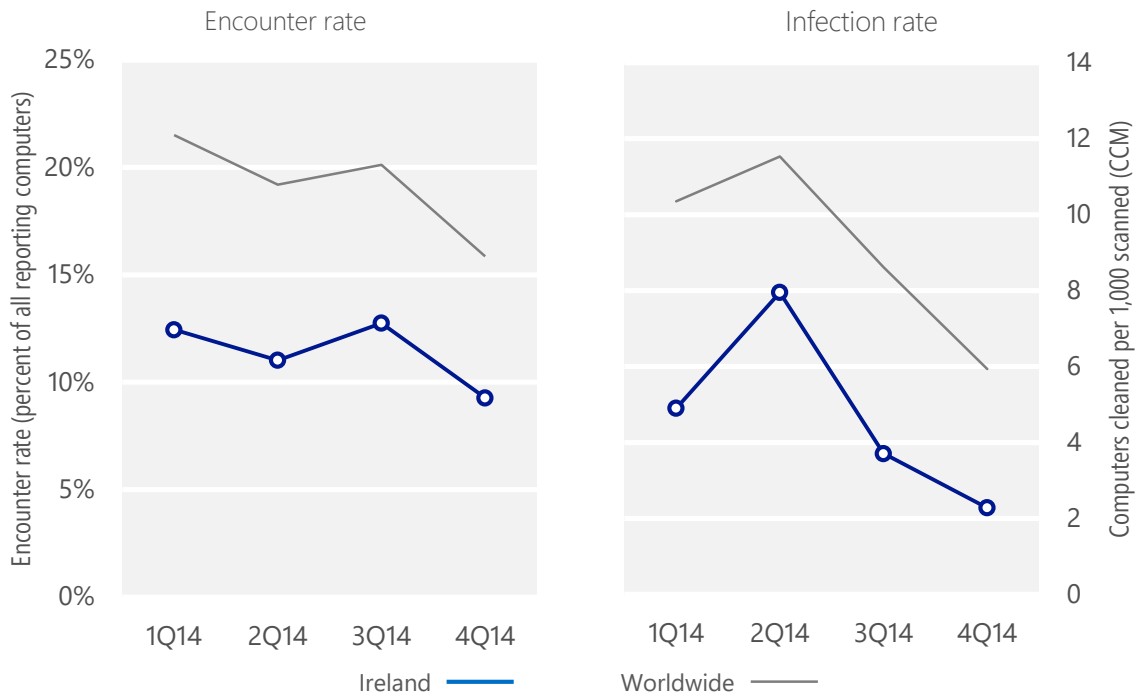
Metric	1Q14	2Q14	3Q14	4Q14
Encounter rate, Ireland	12.4%	11.0%	12.8%	9.3%
Worldwide encounter rate	21.5%	19.2%	20.1%	15.9%
CCM, Ireland	4.9	8.0	3.7	2.3
Worldwide CCM	10.3	11.5	8.6	5.9

Encounter and infection rates reported here do not include totals for the Brantall, Filcoute, and Rotbrow malware families. See pages 57–64 of [Microsoft Security Intelligence Report, Volume 17](#) for an explanation of this decision.

## Encounter and infection rate trends

In 4Q14, 9.3% percent of computers in Ireland encountered malware, compared to the 4Q14 worldwide encounter rate of 15.9 percent. In addition, the MSRT detected and removed malware from 2.3 of every 1,000 unique computers scanned in Ireland in 4Q14 (a CCM score of 2.3, compared to the 4Q14 worldwide CCM of 5.9). The following figure shows the encounter and infection rate trends for Ireland over the last four quarters, compared to the world as a whole.

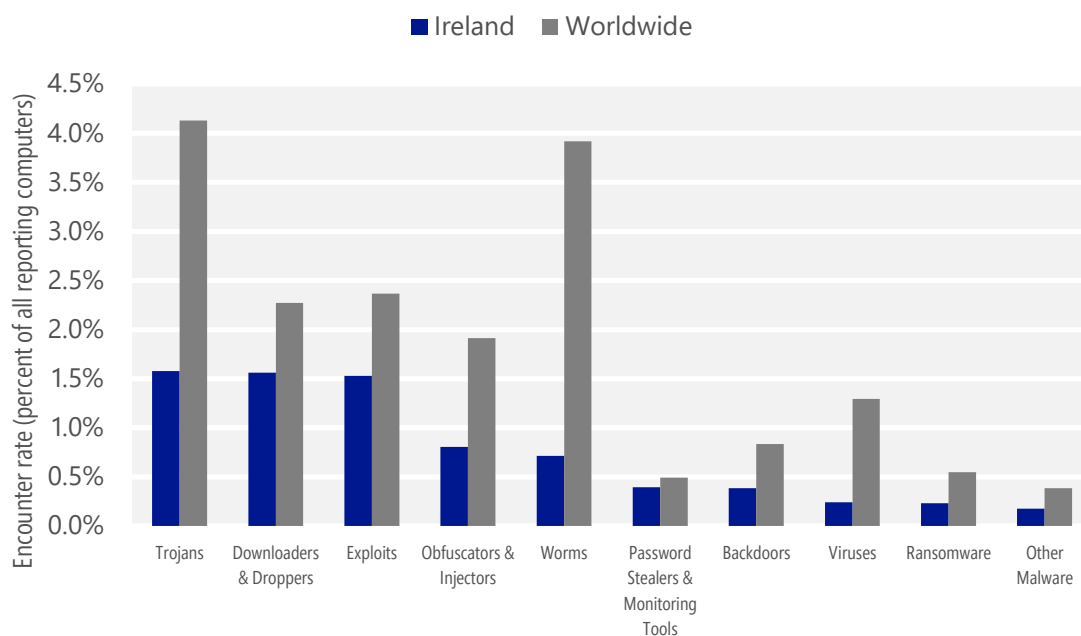
Malware encounter and infection rate trends in Ireland and worldwide



See the Worldwide Threat Assessment section of [Microsoft Security Intelligence Report, Volume 18](#) at [www.microsoft.com/sir](http://www.microsoft.com/sir) for more information about threats in Ireland and around the world, and for explanations of the methods and terms used here.

## Malware categories

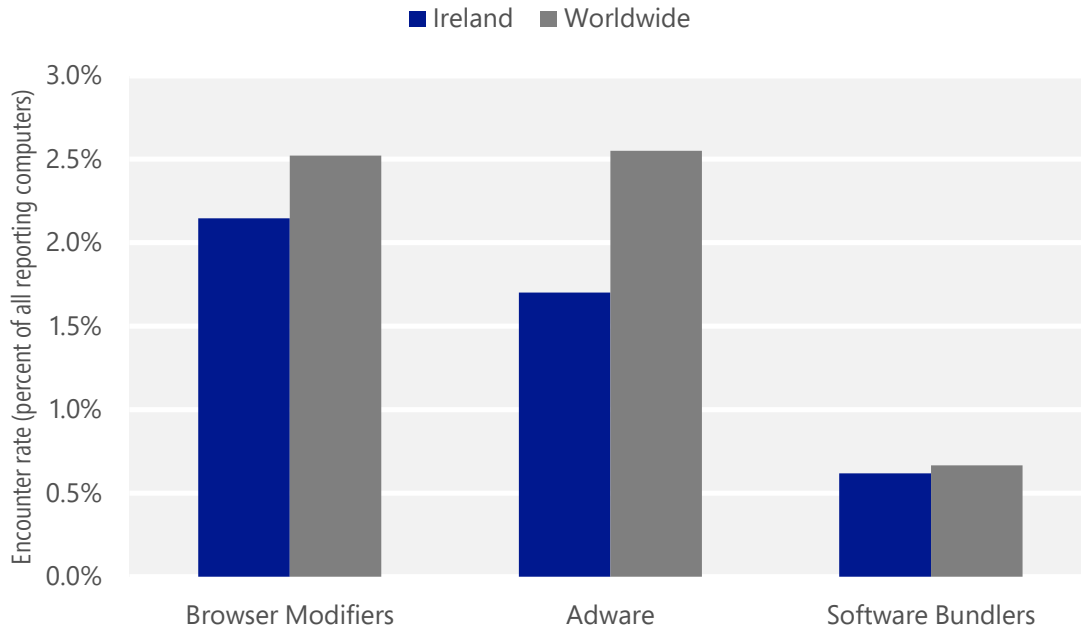
Malware encountered in Ireland in 4Q14, by category



- The most common malware category in Ireland in 4Q14 was Trojans. It was encountered by 1.6 percent of all computers there, down from 4.7 percent in 3Q14.
- The second most common malware category in Ireland in 4Q14 was Downloaders & Droppers. It was encountered by 1.6 percent of all computers there, down from 2.4 percent in 3Q14.
- The third most common malware category in Ireland in 4Q14 was Exploits, which was encountered by 1.5 percent of all computers there, down from 1.6 percent in 3Q14.

## Unwanted software categories

Unwanted software encountered in Ireland in 4Q14, by category



- The most common unwanted software category in Ireland in 4Q14 was Browser Modifiers. It was encountered by 2.1 percent of all computers there, down from 4.4 percent in 3Q14.
- The second most common unwanted software category in Ireland in 4Q14 was Adware. It was encountered by 1.7 percent of all computers there, up from 0.8 percent in 3Q14.
- The third most common unwanted software category in Ireland in 4Q14 was Software Bundlers, which was encountered by 0.6 percent of all computers there, up from 0.1 percent in 3Q14.

## Top malware families by encounter rate

The most common malware families encountered in Ireland in 4Q14

	Family	Most significant category	% of reporting computers
1	<a href="#">Win32/Obfuscator</a>	Obfuscators & Injectors	0.6%
2	<a href="#">JS/Axpergle</a>	Exploits	0.5%
3	<a href="#">Win32/Tugspay</a>	Downloaders & Droppers	0.4%
4	<a href="#">JS/Fiexp</a>	Exploits	0.3%
5	<a href="#">INF/Autorun</a>	Obfuscators & Injectors	0.3%
6	<a href="#">Win32/Upatre</a>	Downloaders & Droppers	0.3%

- The most common malware family encountered in Ireland in 4Q14 was [Win32/Obfuscator](#), which was encountered by 0.6 percent of reporting computers there. [Win32/Obfuscator](#) is a generic detection for programs that have had their purpose disguised to hinder analysis or detection by antivirus scanners. Such programs commonly employ a combination of methods, including encryption, compression, anti-debugging and anti-emulation techniques.
- The second most common malware family encountered in Ireland in 4Q14 was [JS/Axpergle](#), which was encountered by 0.5 percent of reporting computers there. [JS/Axpergle](#) is a detection for the Angler exploit kit, which exploits vulnerabilities in recent versions of Internet Explorer, Silverlight, Adobe Flash Player, and Java to install malware.
- The third most common malware family encountered in Ireland in 4Q14 was [Win32/Tugspay](#), which was encountered by 0.4 percent of reporting computers there. [Win32/Tugspay](#) is a downloader that spreads by posing as an installer for legitimate software, such as a Java update, or through other malware. When installed, it downloads unwanted software to the computer.
- The fourth most common malware family encountered in Ireland in 4Q14 was [JS/Fiexp](#), which was encountered by 0.3 percent of reporting computers there. [JS/Fiexp](#) is a detection for the Fiesta exploit kit, which attempts to exploit Java, Adobe Flash Player, Adobe Reader, Silverlight, and Internet Explorer to install malware.

## Top unwanted software families by encounter rate

The most common unwanted software families encountered in Ireland in 4Q14

	Family	Most significant category	% of reporting computers
1	<a href="#">Win32/Couponruc</a>	Browser Modifiers	1.6%
2	<a href="#">Win32/Costmin</a>	Adware	0.9%
3	<a href="#">Win32/BetterSurf</a>	Adware	0.6%
4	<a href="#">Win32/Defaulttab</a>	Browser Modifiers	0.5%
5	<a href="#">Win32/Gofileexpress</a>	Software Bundlers	0.4%

- The most common unwanted software family encountered in Ireland in 4Q14 was [Win32/Couponruc](#), which was encountered by 1.6 percent of reporting computers there. [Win32/Couponruc](#) is a browser modifier that changes browser settings and may also modify some computer and Internet settings.
- The second most common unwanted software family encountered in Ireland in 4Q14 was [Win32/Costmin](#), which was encountered by 0.9 percent of reporting computers there. [Win32/Costmin](#) is an adware family that installs itself as a browser extension for Internet Explorer, Mozilla Firefox, and Google Chrome, and displays advertisements as the user browses the Internet.
- The third most common unwanted software family encountered in Ireland in 4Q14 was [Win32/BetterSurf](#), which was encountered by 0.6 percent of reporting computers there. [Win32/BetterSurf](#) is adware that displays unwanted ads on search engine results pages and other websites. It may be included with software bundles that offer free applications or games.

## Top threat families by infection rate

The most common malware families by infection rate in Ireland in 4Q14

	Family	Most significant category	Infection rate (CCM)
1	<a href="#">Win32/Sefnit</a>	Trojans	0.2
2	<a href="#">Win32/Alureon</a>	Trojans	0.2
3	<a href="#">Win32/Wysotot</a>	Trojans	0.2
4	<a href="#">Win32/Zbot</a>	Password Stealers & Monitoring Tools	0.2
5	<a href="#">JS/Miuref</a>	Trojans	0.1
6	<a href="#">Win32/Cutwail</a>	Downloaders & Droppers	0.1
7	<a href="#">VBS/Jenxcus</a>	Worms	0.1
8	<a href="#">Win32/Conficker</a>	Worms	0.1
9	<a href="#">Win32/Sality</a>	Viruses	0.1
10	<a href="#">JS/Kilim</a>	Trojans	0.1

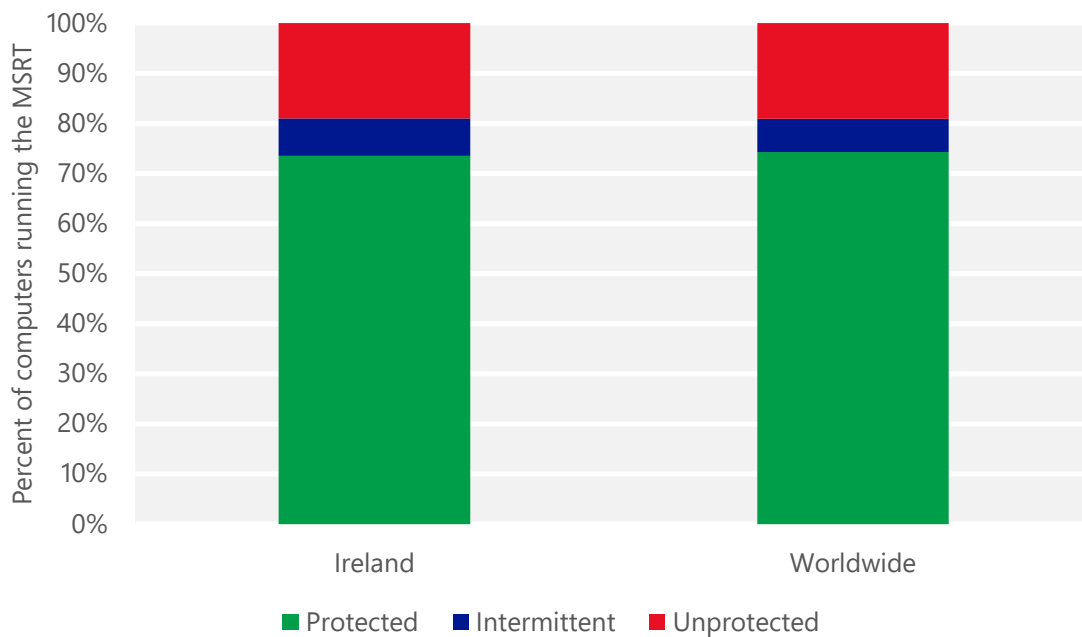
- The most common threat family infecting computers in Ireland in 4Q14 was [Win32/Sefnit](#), which was detected and removed from 0.2 of every 1,000 unique computers scanned by the MSRT. [Win32/Sefnit](#) is a family of trojans that can allow backdoor access, download files, and use the computer and Internet connection for click fraud. Some variants can monitor web browsers and hijack search results.
- The second most common threat family infecting computers in Ireland in 4Q14 was [Win32/Alureon](#), which was detected and removed from 0.2 of every 1,000 unique computers scanned by the MSRT. [Win32/Alureon](#) is a data-stealing trojan that gathers confidential information such as user names, passwords, and credit card data from incoming and outgoing Internet traffic. It may also download malicious data and modify DNS settings.
- The third most common threat family infecting computers in Ireland in 4Q14 was [Win32/Wysotot](#), which was detected and removed from 0.2 of every 1,000 unique computers scanned by the MSRT. [Win32/Wysotot](#) is a threat that can change the start page of the user's web browser, and may download and install other files to the computer. It is installed by software bundlers that advertise free software or games.
- The fourth most common threat family infecting computers in Ireland in 4Q14 was [Win32/Zbot](#), which was detected and removed from 0.2 of every 1,000 unique computers scanned by the MSRT. [Win32/Zbot](#) is a family of password stealing trojans that also contains backdoor functionality allowing unauthorized access and control of an affected computer.

## Security software use

Recent releases of the MSRT collect and report details about the state of real-time antimalware software on a computer, if the computer's administrator has chosen to opt in to provide data to Microsoft. This telemetry data makes it possible to analyze security software usage patterns around the world and correlate them with infection rates.

A typical computer runs the MSRT three times each quarter, once for each monthly version of the tool that Microsoft releases. In the figure below, "Protected" represents computers that had real-time security software active and up-to-date every time the MSRT ran during a quarter; "Intermittently protected" represents computers that had security software active during one or more MSRT executions, but not all of them; and "Unprotected" represents computers that did not have security software active during any MSRT executions that quarter.

Percent of computers in Ireland and worldwide protected by real-time security software in 4Q14





## Drive-by download sites

A *drive-by download* site is a website that hosts one or more exploits that target vulnerabilities in web browsers and browser add-ons. Users with vulnerable computers can be infected with malware simply by visiting such a website, even without attempting to download anything. Drive-by download pages are usually hosted on legitimate Web sites to which an attacker has posted exploit code. Attackers gain access to legitimate sites through intrusion or by posting malicious code to a poorly secured web form, like a comment field on a blog. Compromised sites can be hosted anywhere in the world and concern nearly any subject imaginable, making it difficult for even an experienced user to identify a compromised site from a list of search results.

Search engines such as Bing have taken a number of measures to help protect users from drive-by downloads. As Bing indexes the web, pages are assessed for malicious elements or malicious behavior. Clicking the link in the list of search results displays a prominent warning, saying that the page may contain malicious software.

At the end of 3Q14, Bing detected 0.16 drive-by download URLs for every 1,000 URLs hosted in Ireland, compared to 0.41 worldwide. At the end of 4Q14, Bing detected 0.07 drive-by download URLs for every 1,000 URLs hosted in Ireland, compared to 0.45 worldwide.

Drive-by download pages per 1,000 URLs hosted in Ireland and worldwide

Metric	October 1, 2014	January 1, 2015
Drive-by download pages per 1,000 URLs, Ireland	0.16	0.07
<i>Drive-by download pages per 1,000 URLs worldwide</i>	<i>0.41</i>	<i>0.45</i>



# Israel

The statistics presented here are generated by Microsoft security programs and services running on computers in Israel in 4Q14 and previous quarters. This data is provided from administrators or users who choose to opt in to provide data to Microsoft, using IP address geolocation to determine country or region.

On computers running real-time security software, most attempts by malware to infect computers are blocked before they succeed. Therefore, for a comprehensive understanding of the malware landscape, it's important to consider infection attempts that are blocked as well as infections that are removed. For this reason, Microsoft uses two different metrics to measure malware prevalence:

- *Encounter rate* is simply the percentage of computers running Microsoft real-time security products that report a malware encounter, whether the infection attempt succeeds or not.
- *Computers cleaned per mille*, or *CCM*, is an infection rate metric that is defined as the number of computers cleaned for every 1,000 unique computers executing the Malicious Software Removal Tool (MSRT), a free tool distributed through Microsoft update services that removes more than 200 highly prevalent or serious threats from computers.

Infection rate statistics for Israel

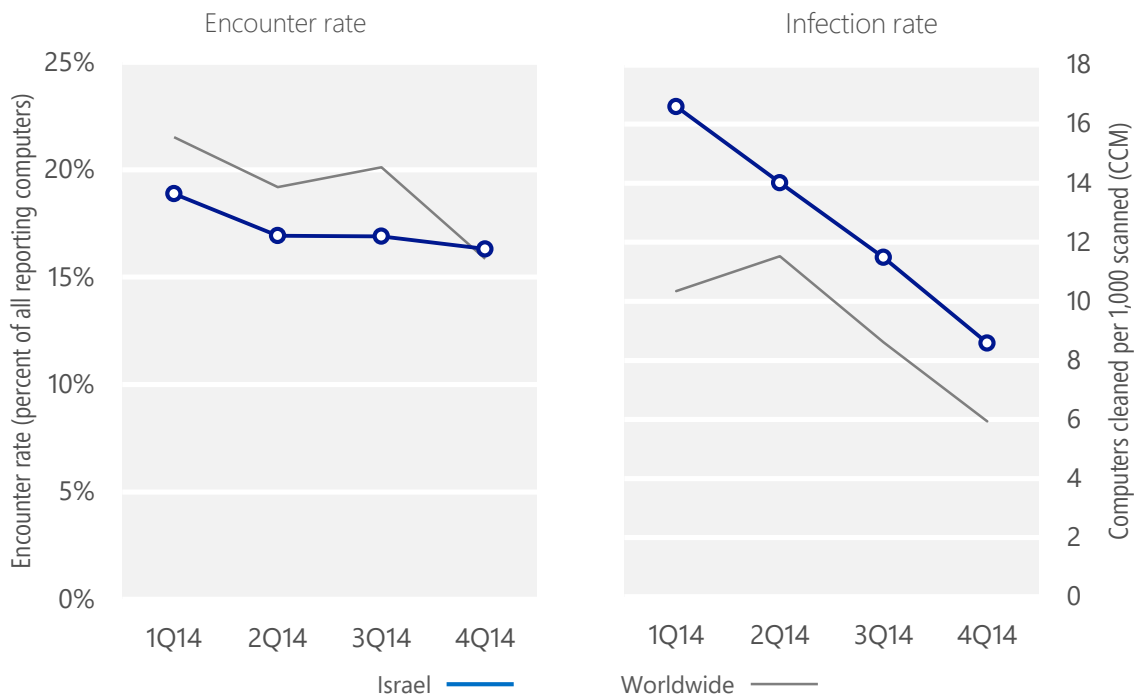
Metric	1Q14	2Q14	3Q14	4Q14
Encounter rate, Israel	18.9%	16.9%	16.9%	16.3%
Worldwide encounter rate	21.5%	19.2%	20.1%	15.9%
CCM, Israel	16.6	14.0	11.5	8.6
Worldwide CCM	10.3	11.5	8.6	5.9

Encounter and infection rates reported here do not include totals for the Brantall, Filcoute, and Rotbrow malware families. See pages 57–64 of [Microsoft Security Intelligence Report, Volume 17](#) for an explanation of this decision.

## Encounter and infection rate trends

In 4Q14, 16.3% percent of computers in Israel encountered malware, compared to the 4Q14 worldwide encounter rate of 15.9 percent. In addition, the MSRT detected and removed malware from 8.6 of every 1,000 unique computers scanned in Israel in 4Q14 (a CCM score of 8.6, compared to the 4Q14 worldwide CCM of 5.9). The following figure shows the encounter and infection rate trends for Israel over the last four quarters, compared to the world as a whole.

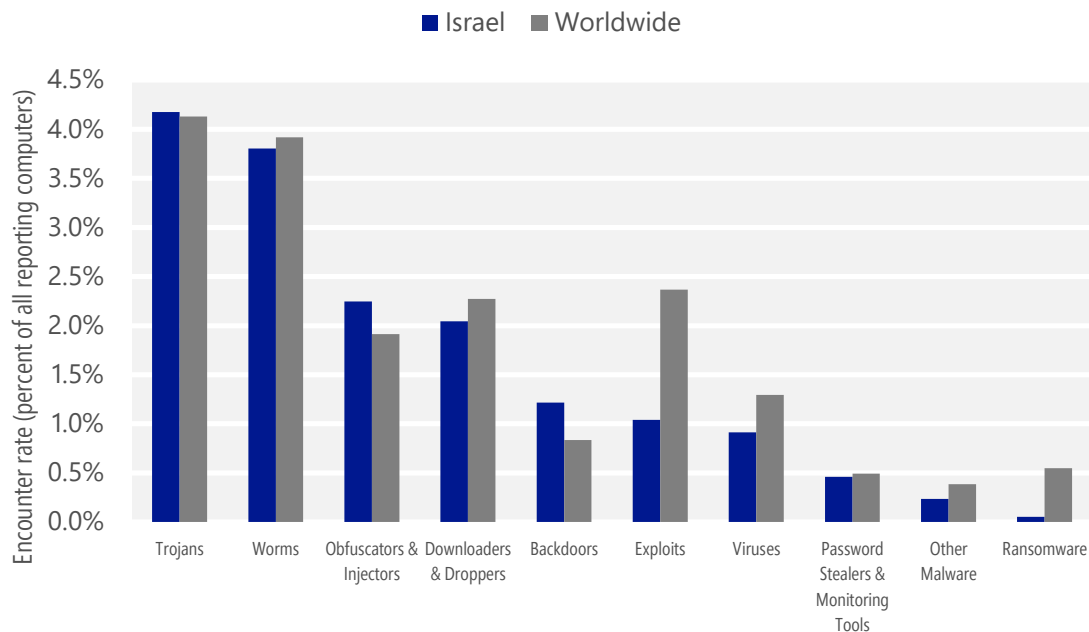
Malware encounter and infection rate trends in Israel and worldwide



See the Worldwide Threat Assessment section of [Microsoft Security Intelligence Report, Volume 18](#) at [www.microsoft.com/sir](http://www.microsoft.com/sir) for more information about threats in Israel and around the world, and for explanations of the methods and terms used here.

## Malware categories

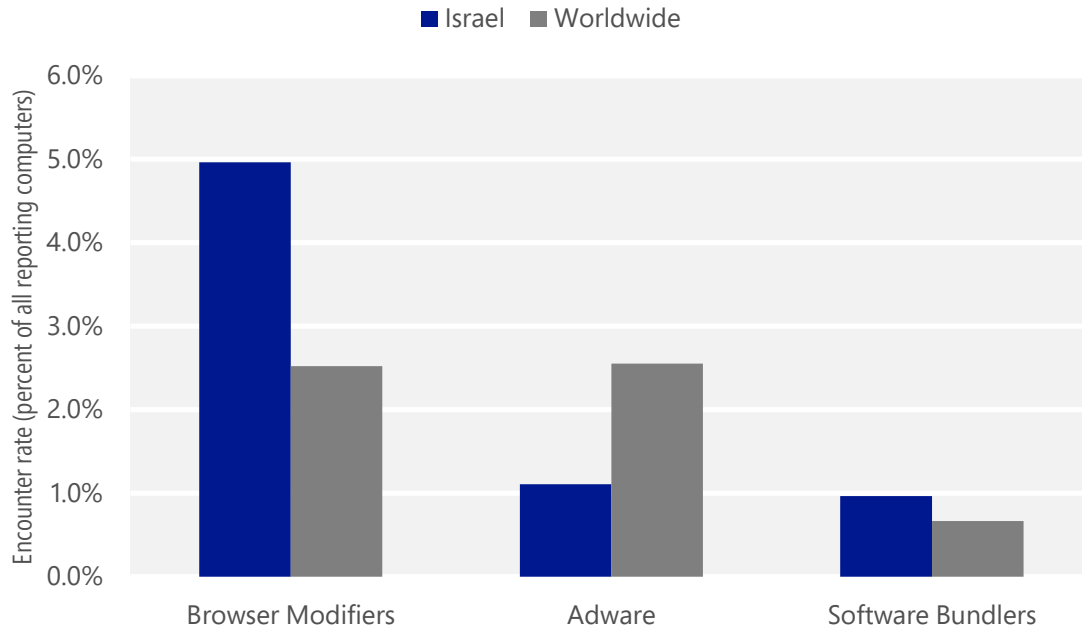
Malware encountered in Israel in 4Q14, by category



- The most common malware category in Israel in 4Q14 was Trojans. It was encountered by 4.2 percent of all computers there, down from 5.3 percent in 3Q14.
- The second most common malware category in Israel in 4Q14 was Worms. It was encountered by 3.8 percent of all computers there, down from 5.0 percent in 3Q14.
- The third most common malware category in Israel in 4Q14 was Obfuscators & Injectors, which was encountered by 2.2 percent of all computers there, down from 3.7 percent in 3Q14.

## Unwanted software categories

Unwanted software encountered in Israel in 4Q14, by category



- The most common unwanted software category in Israel in 4Q14 was Browser Modifiers. It was encountered by 5.0 percent of all computers there, up from 1.8 percent in 3Q14.
- The second most common unwanted software category in Israel in 4Q14 was Adware. It was encountered by 1.1 percent of all computers there, down from 1.4 percent in 3Q14.
- The third most common unwanted software category in Israel in 4Q14 was Software Bundlers, which was encountered by 1.0 percent of all computers there, up from 0.1 percent in 3Q14.

## Top malware families by encounter rate

The most common malware families encountered in Israel in 4Q14

	Family	Most significant category	% of reporting computers
1	<a href="#">VBS/Jenxcus</a>	Worms	1.6%
2	<a href="#">Win32/Obfuscator</a>	Obfuscators & Injectors	1.3%
3	<a href="#">INF/Autorun</a>	Obfuscators & Injectors	1.2%
4	<a href="#">Win32/Datper</a>	Trojans	0.6%
5	<a href="#">Win32/Brontok</a>	Worms	0.5%
6	<a href="#">Win32/Ogimant</a>	Downloaders & Droppers	0.5%
7	<a href="#">MSIL/Bladabindi</a>	Backdoors	0.5%
8	<a href="#">Win32/Sanusra</a>	Trojans	0.4%
9	<a href="#">Win32/Dynamer</a>	Trojans	0.4%
10	<a href="#">Win32/Sality</a>	Viruses	0.4%

- The most common malware family encountered in Israel in 4Q14 was [VBS/Jenxcus](#), which was encountered by 1.6 percent of reporting computers there. [VBS/Jenxcus](#) is a worm that gives an attacker control of the computer. It is spread by infected removable drives, like USB flash drives. It can also be downloaded within a torrent file.
- The second most common malware family encountered in Israel in 4Q14 was [Win32/Obfuscator](#), which was encountered by 1.3 percent of reporting computers there. [Win32/Obfuscator](#) is a generic detection for programs that have had their purpose disguised to hinder analysis or detection by antivirus scanners. Such programs commonly employ a combination of methods, including encryption, compression, anti-debugging and anti-emulation techniques.
- The third most common malware family encountered in Israel in 4Q14 was [INF/Autorun](#), which was encountered by 1.2 percent of reporting computers there. [INF/Autorun](#) is a family of worms that spreads by copying itself to the mapped drives of an infected computer. The mapped drives may include network or removable drives.
- The fourth most common malware family encountered in Israel in 4Q14 was [Win32/Datper](#), which was encountered by 0.6 percent of reporting computers there.

## Top unwanted software families by encounter rate

The most common unwanted software families encountered in Israel in 4Q14

	Family	Most significant category	% of reporting computers
1	<a href="#">Win32/Couponruc</a>	Browser Modifiers	2.9%
2	<a href="#">Win32/Defaulttab</a>	Browser Modifiers	2.3%
3	<a href="#">Win32/Costmin</a>	Adware	0.7%
4	<a href="#">Win32/Gofileexpress</a>	Software Bundlers	0.6%
5	<a href="#">Win32/OneClickDownloader</a>	Software Bundlers	0.1%

- The most common unwanted software family encountered in Israel in 4Q14 was [Win32/Couponruc](#), which was encountered by 2.9 percent of reporting computers there. [Win32/Couponruc](#) is a browser modifier that changes browser settings and may also modify some computer and Internet settings.
- The second most common unwanted software family encountered in Israel in 4Q14 was [Win32/Defaulttab](#), which was encountered by 2.3 percent of reporting computers there. [Win32/Defaulttab](#) is a browser modifier that redirects web browser searches and prevents the user from changing browser settings.
- The third most common unwanted software family encountered in Israel in 4Q14 was [Win32/Costmin](#), which was encountered by 0.7 percent of reporting computers there. [Win32/Costmin](#) is an adware family that installs itself as a browser extension for Internet Explorer, Mozilla Firefox, and Google Chrome, and displays advertisements as the user browses the Internet.



## Top threat families by infection rate

The most common malware families by infection rate in Israel in 4Q14

	Family	Most significant category	Infection rate (CCM)
1	<a href="#">VBS/Jenxcus</a>	Worms	2.3
2	<a href="#">Win32/Sality</a>	Viruses	1.2
3	<a href="#">Win32/Brontok</a>	Worms	1.0
4	<a href="#">Win32/Ramnit</a>	Trojans	0.6
5	<a href="#">MSIL/Bladabindi</a>	Backdoors	0.5
6	<a href="#">Win32/Wysotot</a>	Trojans	0.5
7	<a href="#">Win32/Pramro</a>	Trojans	0.3
8	<a href="#">Win32/Vobfus</a>	Worms	0.3
9	<a href="#">Win32/Dorkbot</a>	Worms	0.2
10	<a href="#">Win32/Gamarue</a>	Worms	0.2

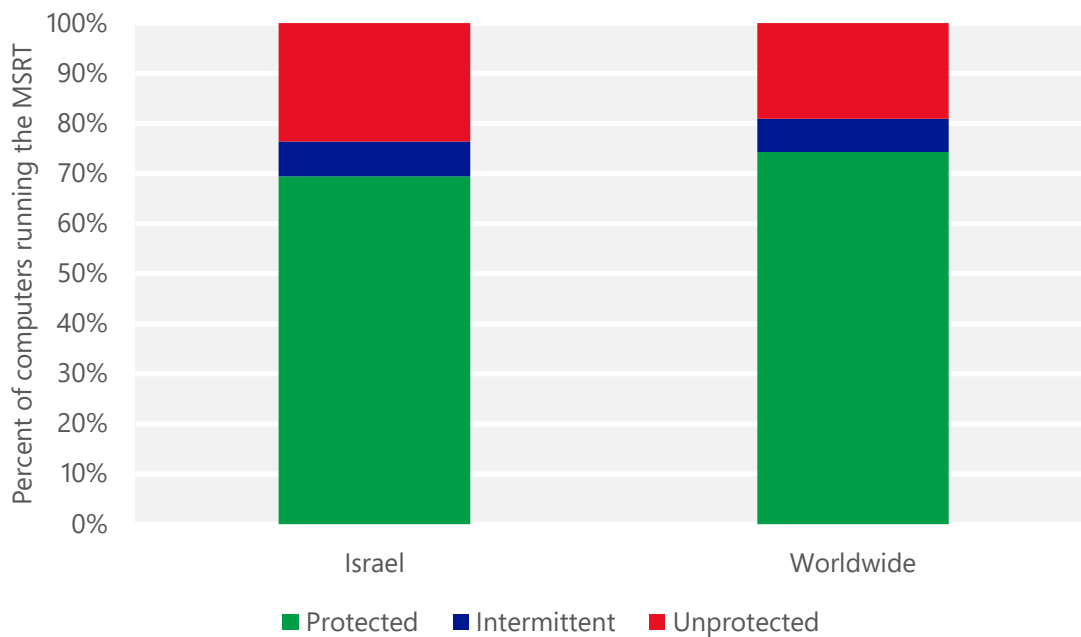
- The most common threat family infecting computers in Israel in 4Q14 was [VBS/Jenxcus](#), which was detected and removed from 2.3 of every 1,000 unique computers scanned by the MSRT. [VBS/Jenxcus](#) is a worm that gives an attacker control of the computer. It is spread by infected removable drives, like USB flash drives. It can also be downloaded within a torrent file.
- The second most common threat family infecting computers in Israel in 4Q14 was [Win32/Sality](#), which was detected and removed from 1.2 of every 1,000 unique computers scanned by the MSRT. [Win32/Sality](#) is a family of polymorphic file infectors that target executable files with the extensions .scr or .exe. They may execute a damaging payload that deletes files with certain extensions and terminates security-related processes and services.
- The third most common threat family infecting computers in Israel in 4Q14 was [Win32/Brontok](#), which was detected and removed from 1.0 of every 1,000 unique computers scanned by the MSRT. [Win32/Brontok](#) is a mass-mailing email worm that spreads by sending copies of itself as email attachments to addresses gathered from files on the infected computer, and by copying itself to removable volumes. Brontok can disable security software, and may conduct DoS attacks against certain websites.
- The fourth most common threat family infecting computers in Israel in 4Q14 was [Win32/Ramnit](#), which was detected and removed from 0.6 of every 1,000 unique computers scanned by the MSRT. [Win32/Ramnit](#) is a family of multi-component malware that infects executable files, Microsoft Office files, and HTML files. Win32/Ramnit spreads to removable drives and steals sensitive information such as saved FTP credentials and browser cookies. It may also open a backdoor to await instructions from a remote attacker.

## Security software use

Recent releases of the MSRT collect and report details about the state of real-time antimalware software on a computer, if the computer's administrator has chosen to opt in to provide data to Microsoft. This telemetry data makes it possible to analyze security software usage patterns around the world and correlate them with infection rates.

A typical computer runs the MSRT three times each quarter, once for each monthly version of the tool that Microsoft releases. In the figure below, "Protected" represents computers that had real-time security software active and up-to-date every time the MSRT ran during a quarter; "Intermittently protected" represents computers that had security software active during one or more MSRT executions, but not all of them; and "Unprotected" represents computers that did not have security software active during any MSRT executions that quarter.

Percent of computers in Israel and worldwide protected by real-time security software in 4Q14



Drive-by download sites

A *drive-by download* site is a website that hosts one or more exploits that target vulnerabilities in web browsers and browser add-ons. Users with vulnerable computers can be infected with malware simply by visiting such a website, even without attempting to download anything. Drive-by download pages are usually hosted on legitimate Web sites to which an attacker has posted exploit code. Attackers gain access to legitimate sites through intrusion or by posting malicious code to a poorly secured web form, like a comment field on a blog. Compromised sites can be hosted anywhere in the world and concern nearly any subject imaginable, making it difficult for even an experienced user to identify a compromised site from a list of search results.

Search engines such as Bing have taken a number of measures to help protect users from drive-by downloads. As Bing indexes the web, pages are assessed for malicious elements or malicious behavior. Clicking the link in the list of search results displays a prominent warning, saying that the page may contain malicious software.

At the end of 3Q14, Bing detected 0.13 drive-by download URLs for every 1,000 URLs hosted in Israel, compared to 0.41 worldwide. At the end of 4Q14, Bing detected 0.11 drive-by download URLs for every 1,000 URLs hosted in Israel, compared to 0.45 worldwide.

Drive-by download pages per 1,000 URLs hosted in Israel and worldwide

Metric	October 1, 2014	January 1, 2015
Drive-by download pages per 1,000 URLs, Israel	0.13	0.11
Drive-by download pages per 1,000 URLs worldwide	0.41	0.45



# Italy

The statistics presented here are generated by Microsoft security programs and services running on computers in Italy in 4Q14 and previous quarters. This data is provided from administrators or users who choose to opt in to provide data to Microsoft, using IP address geolocation to determine country or region.

On computers running real-time security software, most attempts by malware to infect computers are blocked before they succeed. Therefore, for a comprehensive understanding of the malware landscape, it's important to consider infection attempts that are blocked as well as infections that are removed. For this reason, Microsoft uses two different metrics to measure malware prevalence:

- *Encounter rate* is simply the percentage of computers running Microsoft real-time security products that report a malware encounter, whether the infection attempt succeeds or not.
- *Computers cleaned per mille*, or *CCM*, is an infection rate metric that is defined as the number of computers cleaned for every 1,000 unique computers executing the Malicious Software Removal Tool (MSRT), a free tool distributed through Microsoft update services that removes more than 200 highly prevalent or serious threats from computers.

Infection rate statistics for Italy

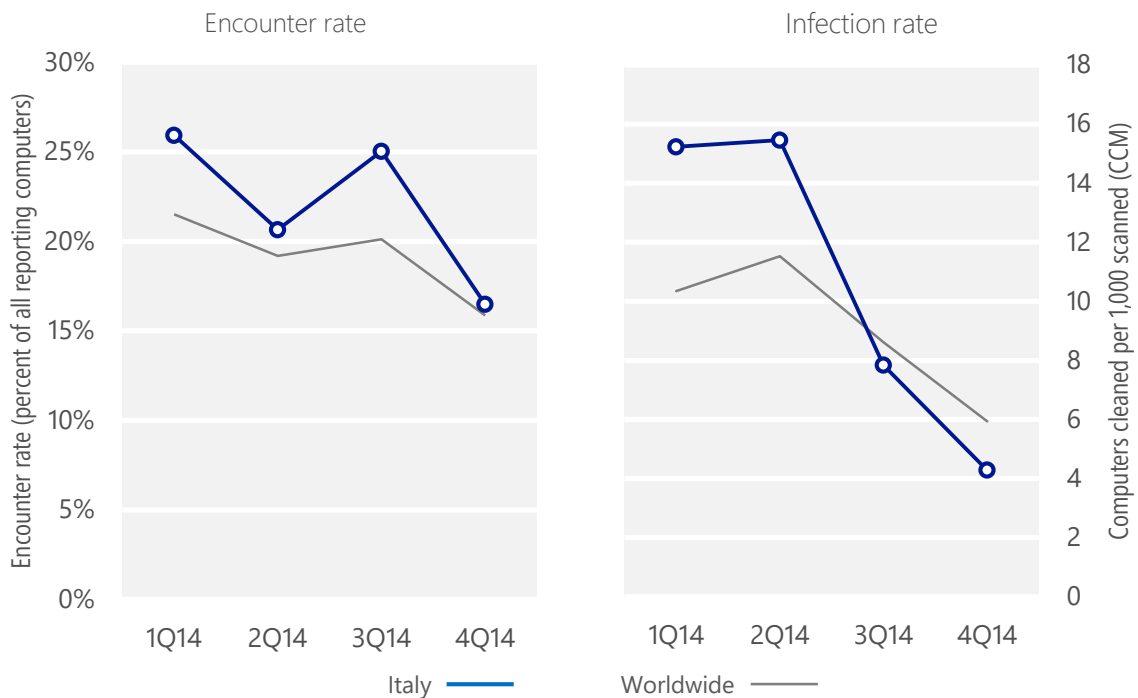
Metric	1Q14	2Q14	3Q14	4Q14
Encounter rate, Italy	25.9%	20.7%	25.0%	16.5%
Worldwide encounter rate	21.5%	19.2%	20.1%	15.9%
CCM, Italy	15.2	15.5	7.8	4.3
Worldwide CCM	10.3	11.5	8.6	5.9

Encounter and infection rates reported here do not include totals for the Brantall, Filcoute, and Rotbrow malware families. See pages 57–64 of [Microsoft Security Intelligence Report, Volume 17](#) for an explanation of this decision.

## Encounter and infection rate trends

In 4Q14, 16.5% percent of computers in Italy encountered malware, compared to the 4Q14 worldwide encounter rate of 15.9 percent. In addition, the MSRT detected and removed malware from 4.3 of every 1,000 unique computers scanned in Italy in 4Q14 (a CCM score of 4.3, compared to the 4Q14 worldwide CCM of 5.9). The following figure shows the encounter and infection rate trends for Italy over the last four quarters, compared to the world as a whole.

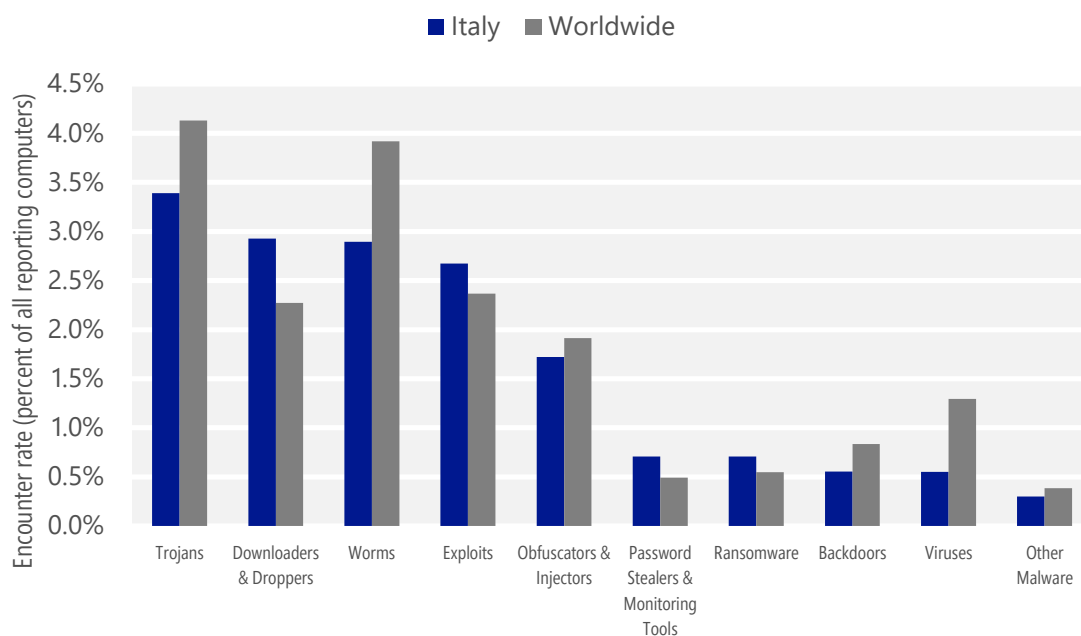
Malware encounter and infection rate trends in Italy and worldwide



See the Worldwide Threat Assessment section of [Microsoft Security Intelligence Report, Volume 18](#) at [www.microsoft.com/sir](http://www.microsoft.com/sir) for more information about threats in Italy and around the world, and for explanations of the methods and terms used here.

## Malware categories

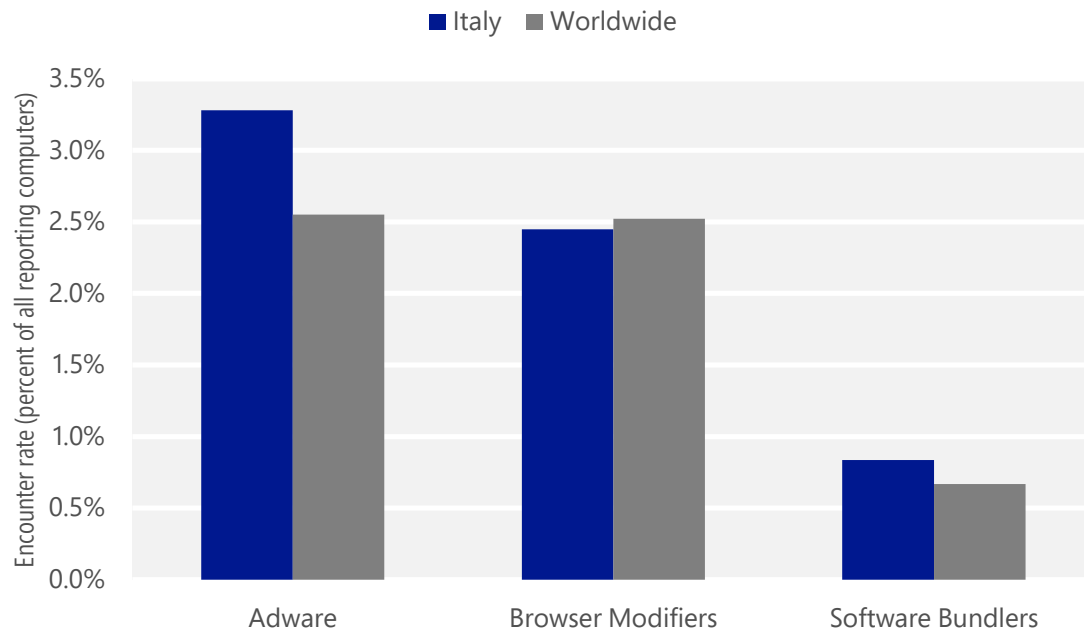
Malware encountered in Italy in 4Q14, by category



- The most common malware category in Italy in 4Q14 was Trojans. It was encountered by 3.4 percent of all computers there, down from 11.3 percent in 3Q14.
- The second most common malware category in Italy in 4Q14 was Downloaders & Droppers. It was encountered by 2.9 percent of all computers there, down from 5.1 percent in 3Q14.
- The third most common malware category in Italy in 4Q14 was Worms, which was encountered by 2.9 percent of all computers there, up from 2.8 percent in 3Q14.

## Unwanted software categories

Unwanted software encountered in Italy in 4Q14, by category



- The most common unwanted software category in Italy in 4Q14 was Adware. It was encountered by 3.3 percent of all computers there, down from 6.7 percent in 3Q14.
- The second most common unwanted software category in Italy in 4Q14 was Browser Modifiers. It was encountered by 2.4 percent of all computers there, down from 3.7 percent in 3Q14.
- The third most common unwanted software category in Italy in 4Q14 was Software Bundlers, which was encountered by 0.8 percent of all computers there, up from 0.1 percent in 3Q14.



## Top malware families by encounter rate

The most common malware families encountered in Italy in 4Q14

	Family	Most significant category	% of reporting computers
1	<a href="#">JS/Axpergle</a>	Exploits	1.6%
2	<a href="#">Win32/Tugspay</a>	Downloaders & Droppers	1.5%
3	<a href="#">Win32/Obfuscator</a>	Obfuscators & Injectors	1.0%
4	<a href="#">INF/Autorun</a>	Obfuscators & Injectors	0.8%
5	<a href="#">Win32/Conficker</a>	Worms	0.8%
6	<a href="#">ASX/Wimad</a>	Downloaders & Droppers	0.7%
7	<a href="#">Win32/Gamarue</a>	Worms	0.7%
8	<a href="#">Win32/Dynamer</a>	Trojans	0.5%
9	<a href="#">Win32/Zbot</a>	Password Stealers & Monitoring Tools	0.5%
10	<a href="#">VBS/Jenxcus</a>	Worms	0.5%

- The most common malware family encountered in Italy in 4Q14 was [JS/Axpergle](#), which was encountered by 1.6 percent of reporting computers there. [JS/Axpergle](#) is a detection for the Angler exploit kit, which exploits vulnerabilities in recent versions of Internet Explorer, Silverlight, Adobe Flash Player, and Java to install malware.
- The second most common malware family encountered in Italy in 4Q14 was [Win32/Tugspay](#), which was encountered by 1.5 percent of reporting computers there. [Win32/Tugspay](#) is a downloader that spreads by posing as an installer for legitimate software, such as a Java update, or through other malware. When installed, it downloads unwanted software to the computer.
- The third most common malware family encountered in Italy in 4Q14 was [Win32/Obfuscator](#), which was encountered by 1.0 percent of reporting computers there. [Win32/Obfuscator](#) is a generic detection for programs that have had their purpose disguised to hinder analysis or detection by antivirus scanners. Such programs commonly employ a combination of methods, including encryption, compression, anti-debugging and anti-emulation techniques.
- The fourth most common malware family encountered in Italy in 4Q14 was [INF/Autorun](#), which was encountered by 0.8 percent of reporting computers there. [INF/Autorun](#) is a family of worms that spreads by copying itself to the mapped drives of an infected computer. The mapped drives may include network or removable drives.

## Top unwanted software families by encounter rate

The most common unwanted software families encountered in Italy in 4Q14

	Family	Most significant category	% of reporting computers
1	<a href="#">Win32/Couponruc</a>	Browser Modifiers	2.2%
2	<a href="#">Win32/Costmin</a>	Adware	1.1%
3	<a href="#">Win32/BetterSurf</a>	Adware	0.7%
4	<a href="#">Win32/Pennybee</a>	Adware	0.6%
5	<a href="#">Win32/Gofilexpress</a>	Software Bundlers	0.4%

- The most common unwanted software family encountered in Italy in 4Q14 was [Win32/Couponruc](#), which was encountered by 2.2 percent of reporting computers there. [Win32/Couponruc](#) is a browser modifier that changes browser settings and may also modify some computer and Internet settings.
- The second most common unwanted software family encountered in Italy in 4Q14 was [Win32/Costmin](#), which was encountered by 1.1 percent of reporting computers there. [Win32/Costmin](#) is an adware family that installs itself as a browser extension for Internet Explorer, Mozilla Firefox, and Google Chrome, and displays advertisements as the user browses the Internet.
- The third most common unwanted software family encountered in Italy in 4Q14 was [Win32/BetterSurf](#), which was encountered by 0.7 percent of reporting computers there. [Win32/BetterSurf](#) is adware that displays unwanted ads on search engine results pages and other websites. It may be included with software bundles that offer free applications or games.

## Top threat families by infection rate

The most common malware families by infection rate in Italy in 4Q14

	Family	Most significant category	Infection rate (CCM)
1	<a href="#">Win32/Wysotot</a>	Trojans	0.7
2	<a href="#">VBS/Jenxcus</a>	Worms	0.6
3	<a href="#">Win32/Sefnit</a>	Trojans	0.4
4	<a href="#">Win32/Zbot</a>	Password Stealers & Monitoring Tools	0.4
5	<a href="#">Win32/Conficker</a>	Worms	0.2
6	<a href="#">Win32/Alureon</a>	Trojans	0.2
7	<a href="#">Win32/Ramnit</a>	Trojans	0.2
8	<a href="#">Win32/Sality</a>	Viruses	0.2
9	<a href="#">Win32/Brontok</a>	Worms	0.1
10	<a href="#">Win32/Sirefef</a>	Trojans	0.1

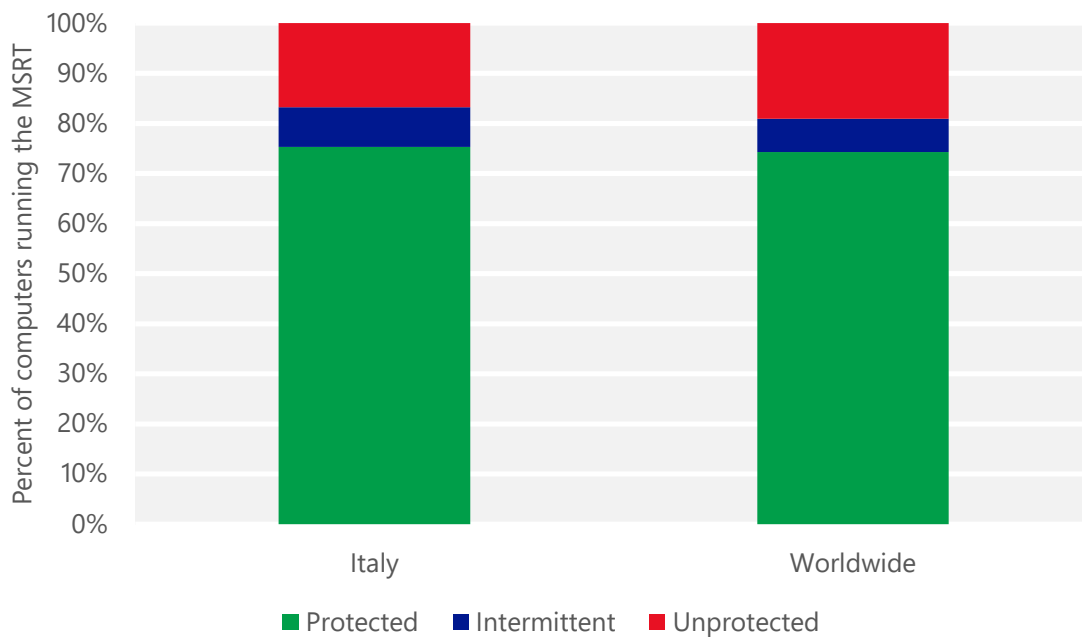
- The most common threat family infecting computers in Italy in 4Q14 was [Win32/Wysotot](#), which was detected and removed from 0.7 of every 1,000 unique computers scanned by the MSRT. [Win32/Wysotot](#) is a threat that can change the start page of the user's web browser, and may download and install other files to the computer. It is installed by software bundlers that advertise free software or games.
- The second most common threat family infecting computers in Italy in 4Q14 was [VBS/Jenxcus](#), which was detected and removed from 0.6 of every 1,000 unique computers scanned by the MSRT. [VBS/Jenxcus](#) is a worm that gives an attacker control of the computer. It is spread by infected removable drives, like USB flash drives. It can also be downloaded within a torrent file.
- The third most common threat family infecting computers in Italy in 4Q14 was [Win32/Sefnit](#), which was detected and removed from 0.4 of every 1,000 unique computers scanned by the MSRT. [Win32/Sefnit](#) is a family of trojans that can allow backdoor access, download files, and use the computer and Internet connection for click fraud. Some variants can monitor web browsers and hijack search results.
- The fourth most common threat family infecting computers in Italy in 4Q14 was [Win32/Zbot](#), which was detected and removed from 0.4 of every 1,000 unique computers scanned by the MSRT. [Win32/Zbot](#) is a family of password stealing trojans that also contains backdoor functionality allowing unauthorized access and control of an affected computer.

## Security software use

Recent releases of the MSRT collect and report details about the state of real-time antimalware software on a computer, if the computer's administrator has chosen to opt in to provide data to Microsoft. This telemetry data makes it possible to analyze security software usage patterns around the world and correlate them with infection rates.

A typical computer runs the MSRT three times each quarter, once for each monthly version of the tool that Microsoft releases. In the figure below, "Protected" represents computers that had real-time security software active and up-to-date every time the MSRT ran during a quarter; "Intermittently protected" represents computers that had security software active during one or more MSRT executions, but not all of them; and "Unprotected" represents computers that did not have security software active during any MSRT executions that quarter.

Percent of computers in Italy and worldwide protected by real-time security software in 4Q14



Drive-by download sites

A *drive-by download* site is a website that hosts one or more exploits that target vulnerabilities in web browsers and browser add-ons. Users with vulnerable computers can be infected with malware simply by visiting such a website, even without attempting to download anything. Drive-by download pages are usually hosted on legitimate Web sites to which an attacker has posted exploit code. Attackers gain access to legitimate sites through intrusion or by posting malicious code to a poorly secured web form, like a comment field on a blog. Compromised sites can be hosted anywhere in the world and concern nearly any subject imaginable, making it difficult for even an experienced user to identify a compromised site from a list of search results.

Search engines such as Bing have taken a number of measures to help protect users from drive-by downloads. As Bing indexes the web, pages are assessed for malicious elements or malicious behavior. Clicking the link in the list of search results displays a prominent warning, saying that the page may contain malicious software.

At the end of 3Q14, Bing detected 0.31 drive-by download URLs for every 1,000 URLs hosted in Italy, compared to 0.41 worldwide. At the end of 4Q14, Bing detected 0.27 drive-by download URLs for every 1,000 URLs hosted in Italy, compared to 0.45 worldwide.

Drive-by download pages per 1,000 URLs hosted in Italy and worldwide

Metric	October 1, 2014	January 1, 2015
Drive-by download pages per 1,000 URLs, Italy	0.31	0.27
Drive-by download pages per 1,000 URLs worldwide	0.41	0.45



# Jamaica

The statistics presented here are generated by Microsoft security programs and services running on computers in Jamaica in 4Q14 and previous quarters. This data is provided from administrators or users who choose to opt in to provide data to Microsoft, using IP address geolocation to determine country or region.

On computers running real-time security software, most attempts by malware to infect computers are blocked before they succeed. Therefore, for a comprehensive understanding of the malware landscape, it's important to consider infection attempts that are blocked as well as infections that are removed. For this reason, Microsoft uses two different metrics to measure malware prevalence:

- *Encounter rate* is simply the percentage of computers running Microsoft real-time security products that report a malware encounter, whether the infection attempt succeeds or not.
- *Computers cleaned per mille*, or *CCM*, is an infection rate metric that is defined as the number of computers cleaned for every 1,000 unique computers executing the Malicious Software Removal Tool (MSRT), a free tool distributed through Microsoft update services that removes more than 200 highly prevalent or serious threats from computers.

Infection rate statistics for Jamaica

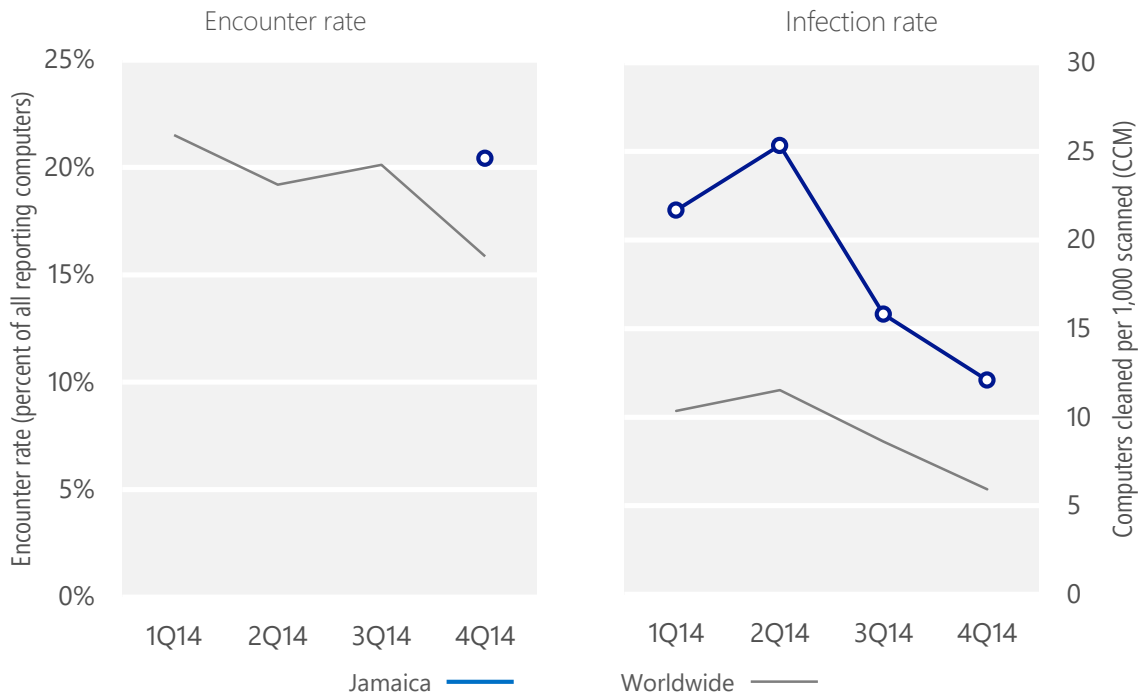
Metric	1Q14	2Q14	3Q14	4Q14
Encounter rate, Jamaica	N/A	N/A	N/A	20.4%
Worldwide encounter rate	21.5%	19.2%	20.1%	15.9%
CCM, Jamaica	21.7	25.3	15.8	12.1
Worldwide CCM	10.3	11.5	8.6	5.9

Encounter and infection rates reported here do not include totals for the Brantall, Filcoute, and Rotbrow malware families. See pages 57–64 of [Microsoft Security Intelligence Report, Volume 17](#) for an explanation of this decision.

## Encounter and infection rate trends

In 4Q14, 20.4% percent of computers in Jamaica encountered malware, compared to the 4Q14 worldwide encounter rate of 15.9 percent. In addition, the MSRT detected and removed malware from 12.1 of every 1,000 unique computers scanned in Jamaica in 4Q14 (a CCM score of 12.1, compared to the 4Q14 worldwide CCM of 5.9). The following figure shows the encounter and infection rate trends for Jamaica over the last four quarters, compared to the world as a whole.

Malware encounter and infection rate trends in Jamaica and worldwide

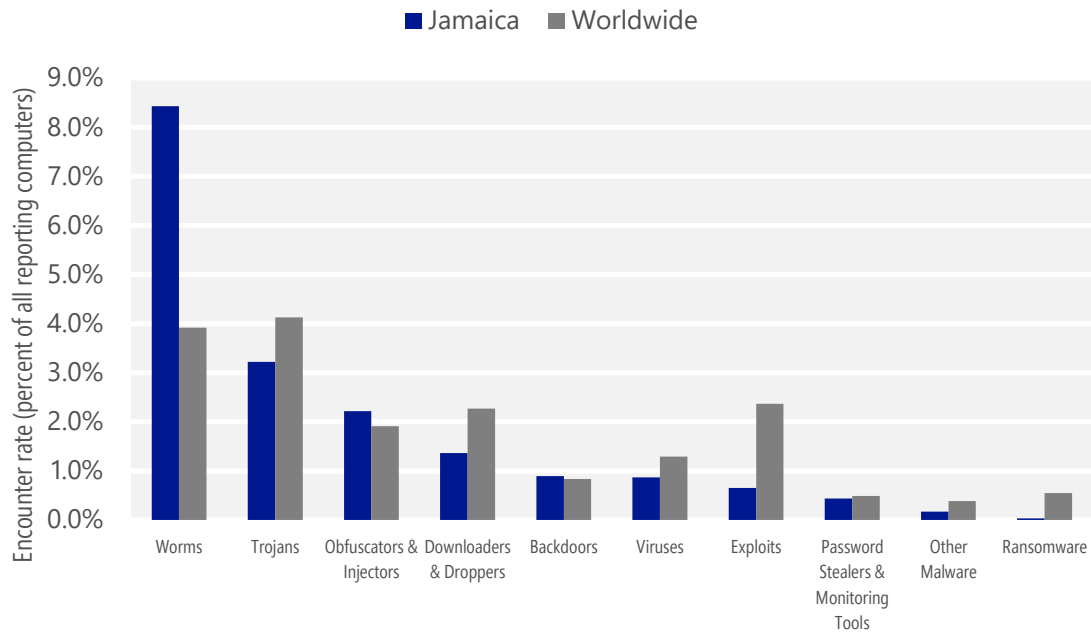


See the Worldwide Threat Assessment section of [Microsoft Security Intelligence Report, Volume 18](http://www.microsoft.com/sir) at [www.microsoft.com/sir](http://www.microsoft.com/sir) for more information about threats in Jamaica and around the world, and for explanations of the methods and terms used here.



## Malware categories

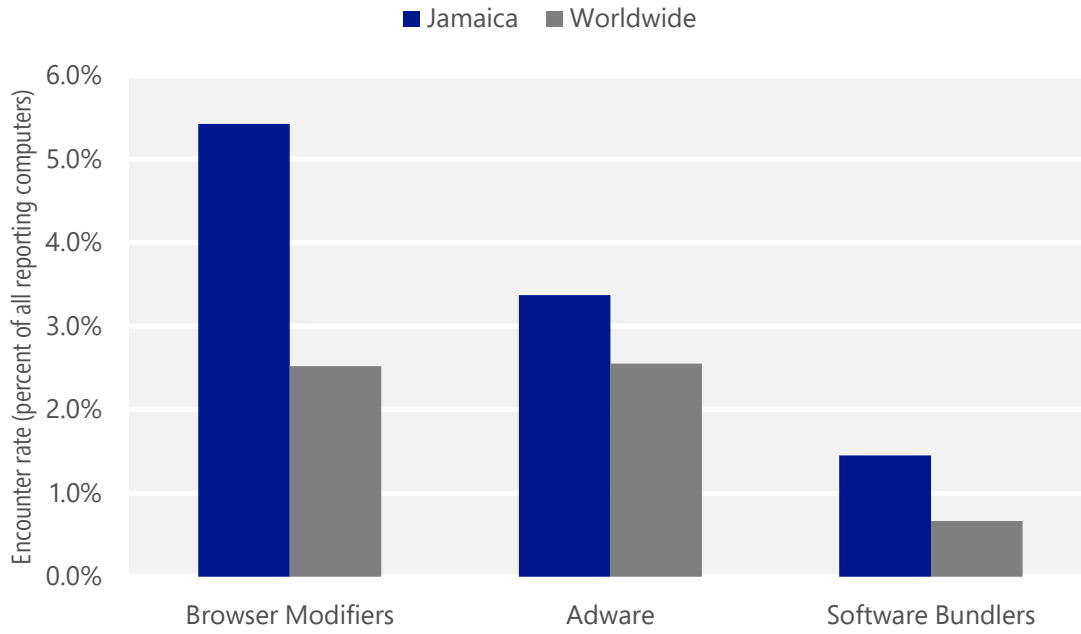
Malware encountered in Jamaica in 4Q14, by category



- The most common malware category in Jamaica in 4Q14 was Worms. It was encountered by 8.4 percent of all computers there, up from N/A percent in 3Q14.
- The second most common malware category in Jamaica in 4Q14 was Trojans. It was encountered by 3.2 percent of all computers there, up from N/A percent in 3Q14.
- The third most common malware category in Jamaica in 4Q14 was Obfuscators & Injectors, which was encountered by 2.2 percent of all computers there, up from N/A percent in 3Q14.

## Unwanted software categories

Unwanted software encountered in Jamaica in 4Q14, by category



- The most common unwanted software category in Jamaica in 4Q14 was Browser Modifiers. It was encountered by 5.4 percent of all computers there, up from N/A percent in 3Q14.
- The second most common unwanted software category in Jamaica in 4Q14 was Adware. It was encountered by 3.4 percent of all computers there, up from N/A percent in 3Q14.
- The third most common unwanted software category in Jamaica in 4Q14 was Software Bundlers, which was encountered by 1.5 percent of all computers there, up from N/A percent in 3Q14.

## Top malware families by encounter rate

The most common malware families encountered in Jamaica in 4Q14

	Family	Most significant category	% of reporting computers
1	<a href="#">VBS/Jenxcus</a>	Worms	4.5%
2	<a href="#">INF/Autorun</a>	Obfuscators & Injectors	1.4%
3	<a href="#">Win32/Gamarue</a>	Worms	1.4%
4	<a href="#">Win32/Obfuscator</a>	Obfuscators & Injectors	1.1%
5	<a href="#">JS/Proslkefan</a>	Worms	1.1%
6	<a href="#">Win32/Brontok</a>	Worms	1.0%

- The most common malware family encountered in Jamaica in 4Q14 was [VBS/Jenxcus](#), which was encountered by 4.5 percent of reporting computers there. [VBS/Jenxcus](#) is a worm that gives an attacker control of the computer. It is spread by infected removable drives, like USB flash drives. It can also be downloaded within a torrent file.
- The second most common malware family encountered in Jamaica in 4Q14 was [INF/Autorun](#), which was encountered by 1.4 percent of reporting computers there. [INF/Autorun](#) is a family of worms that spreads by copying itself to the mapped drives of an infected computer. The mapped drives may include network or removable drives.
- The third most common malware family encountered in Jamaica in 4Q14 was [Win32/Gamarue](#), which was encountered by 1.4 percent of reporting computers there. [Win32/Gamarue](#) is a worm that is commonly distributed via exploit kits and social engineering. Variants have been observed stealing information from the local computer and communicating with command-and-control (C&C) servers managed by attackers.
- The fourth most common malware family encountered in Jamaica in 4Q14 was [Win32/Obfuscator](#), which was encountered by 1.1 percent of reporting computers there. [Win32/Obfuscator](#) is a generic detection for programs that have had their purpose disguised to hinder analysis or detection by antivirus scanners. Such programs commonly employ a combination of methods, including encryption, compression, anti-debugging and anti-emulation techniques.

## Top unwanted software families by encounter rate

The most common unwanted software families encountered in Jamaica in 4Q14

	Family	Most significant category	% of reporting computers
1	<a href="#">Win32/Couponruc</a>	Browser Modifiers	3.4%
2	<a href="#">Win32/Defaulttab</a>	Browser Modifiers	2.2%
3	<a href="#">Win32/BetterSurf</a>	Adware	1.6%
4	<a href="#">Win32/Costmin</a>	Adware	1.4%
5	<a href="#">Win32/Gofilexpress</a>	Software Bundlers	1.0%

- The most common unwanted software family encountered in Jamaica in 4Q14 was [Win32/Couponruc](#), which was encountered by 3.4 percent of reporting computers there. [Win32/Couponruc](#) is a browser modifier that changes browser settings and may also modify some computer and Internet settings.
- The second most common unwanted software family encountered in Jamaica in 4Q14 was [Win32/Defaulttab](#), which was encountered by 2.2 percent of reporting computers there. [Win32/Defaulttab](#) is a browser modifier that redirects web browser searches and prevents the user from changing browser settings.
- The third most common unwanted software family encountered in Jamaica in 4Q14 was [Win32/BetterSurf](#), which was encountered by 1.6 percent of reporting computers there. [Win32/BetterSurf](#) is adware that displays unwanted ads on search engine results pages and other websites. It may be included with software bundles that offer free applications or games.

## Top threat families by infection rate

The most common malware families by infection rate in Jamaica in 4Q14

	Family	Most significant category	Infection rate (CCM)
1	<a href="#">VBS/Jenxcus</a>	Worms	5.8
2	<a href="#">Win32/Brontok</a>	Worms	1.2
3	<a href="#">Win32/Gamarue</a>	Worms	1.1
4	<a href="#">Win32/Vobfus</a>	Worms	0.8
5	<a href="#">Win32/Sality</a>	Viruses	0.5
6	<a href="#">Win32/Alureon</a>	Trojans	0.4
7	<a href="#">Win32/Sefnit</a>	Trojans	0.4
8	<a href="#">MSIL/Bladabindi</a>	Backdoors	0.4
9	<a href="#">Win32/Zbot</a>	Password Stealers & Monitoring Tools	0.2
10	<a href="#">Win32/Virut</a>	Viruses	0.2

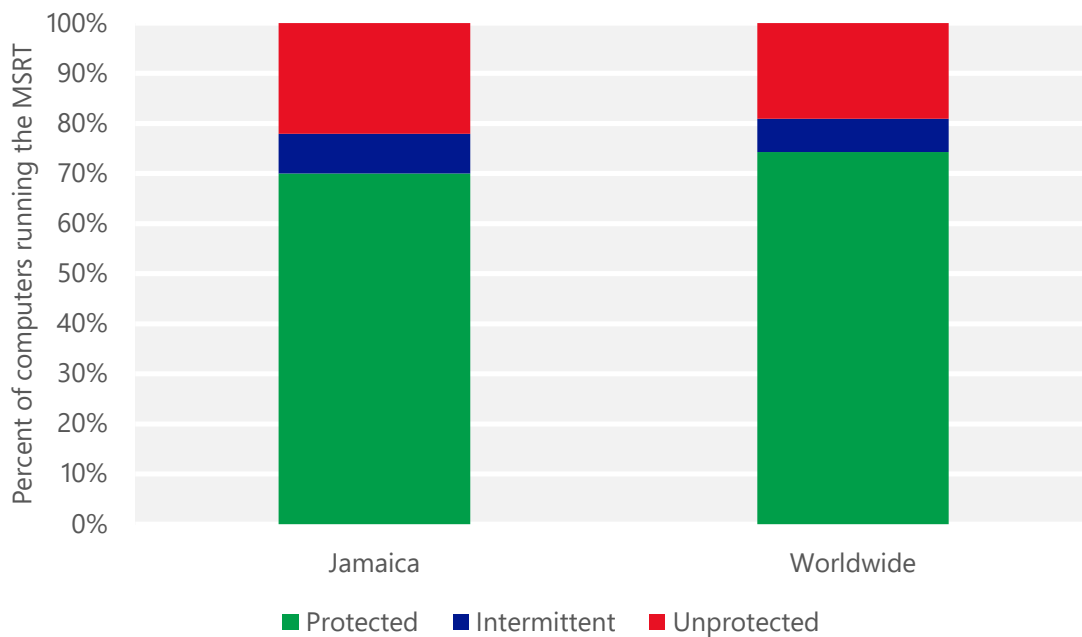
- The most common threat family infecting computers in Jamaica in 4Q14 was [VBS/Jenxcus](#), which was detected and removed from 5.8 of every 1,000 unique computers scanned by the MSRT. [VBS/Jenxcus](#) is a worm that gives an attacker control of the computer. It is spread by infected removable drives, like USB flash drives. It can also be downloaded within a torrent file.
- The second most common threat family infecting computers in Jamaica in 4Q14 was [Win32/Brontok](#), which was detected and removed from 1.2 of every 1,000 unique computers scanned by the MSRT. [Win32/Brontok](#) is a mass-mailing email worm that spreads by sending copies of itself as email attachments to addresses gathered from files on the infected computer, and by copying itself to removable volumes. Brontok can disable security software, and may conduct DoS attacks against certain websites.
- The third most common threat family infecting computers in Jamaica in 4Q14 was [Win32/Gamarue](#), which was detected and removed from 1.1 of every 1,000 unique computers scanned by the MSRT. [Win32/Gamarue](#) is a worm that is commonly distributed via exploit kits and social engineering. Variants have been observed stealing information from the local computer and communicating with command-and-control (C&C) servers managed by attackers.
- The fourth most common threat family infecting computers in Jamaica in 4Q14 was [Win32/Vobfus](#), which was detected and removed from 0.8 of every 1,000 unique computers scanned by the MSRT. [Win32/Vobfus](#) is a family of worms that spreads via network drives and removable drives and download/executes arbitrary files. Downloaded files may include additional malware.

## Security software use

Recent releases of the MSRT collect and report details about the state of real-time antimalware software on a computer, if the computer's administrator has chosen to opt in to provide data to Microsoft. This telemetry data makes it possible to analyze security software usage patterns around the world and correlate them with infection rates.

A typical computer runs the MSRT three times each quarter, once for each monthly version of the tool that Microsoft releases. In the figure below, "Protected" represents computers that had real-time security software active and up-to-date every time the MSRT ran during a quarter; "Intermittently protected" represents computers that had security software active during one or more MSRT executions, but not all of them; and "Unprotected" represents computers that did not have security software active during any MSRT executions that quarter.

Percent of computers in Jamaica and worldwide protected by real-time security software in 4Q14



# Japan

The statistics presented here are generated by Microsoft security programs and services running on computers in Japan in 4Q14 and previous quarters. This data is provided from administrators or users who choose to opt in to provide data to Microsoft, using IP address geolocation to determine country or region.

On computers running real-time security software, most attempts by malware to infect computers are blocked before they succeed. Therefore, for a comprehensive understanding of the malware landscape, it's important to consider infection attempts that are blocked as well as infections that are removed. For this reason, Microsoft uses two different metrics to measure malware prevalence:

- *Encounter rate* is simply the percentage of computers running Microsoft real-time security products that report a malware encounter, whether the infection attempt succeeds or not.
- *Computers cleaned per mille*, or *CCM*, is an infection rate metric that is defined as the number of computers cleaned for every 1,000 unique computers executing the Malicious Software Removal Tool (MSRT), a free tool distributed through Microsoft update services that removes more than 200 highly prevalent or serious threats from computers.

Infection rate statistics for Japan

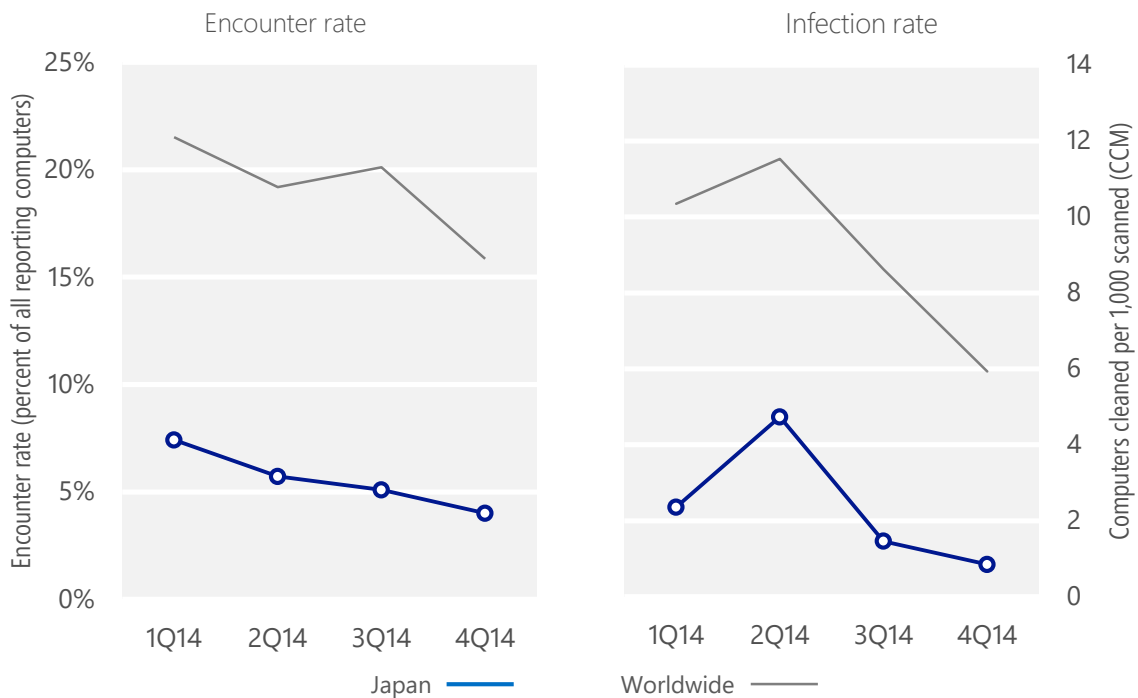
Metric	1Q14	2Q14	3Q14	4Q14
Encounter rate, Japan	7.4%	5.7%	5.1%	4.0%
Worldwide encounter rate	21.5%	19.2%	20.1%	15.9%
CCM, Japan	2.4	4.7	1.5	0.8
Worldwide CCM	10.3	11.5	8.6	5.9

Encounter and infection rates reported here do not include totals for the Brantall, Filcout, and Rotbrow malware families. See pages 57–64 of [Microsoft Security Intelligence Report, Volume 17](#) for an explanation of this decision.

## Encounter and infection rate trends

In 4Q14, 4.0% percent of computers in Japan encountered malware, compared to the 4Q14 worldwide encounter rate of 15.9 percent. In addition, the MSRT detected and removed malware from 0.8 of every 1,000 unique computers scanned in Japan in 4Q14 (a CCM score of 0.8, compared to the 4Q14 worldwide CCM of 5.9). The following figure shows the encounter and infection rate trends for Japan over the last four quarters, compared to the world as a whole.

Malware encounter and infection rate trends in Japan and worldwide

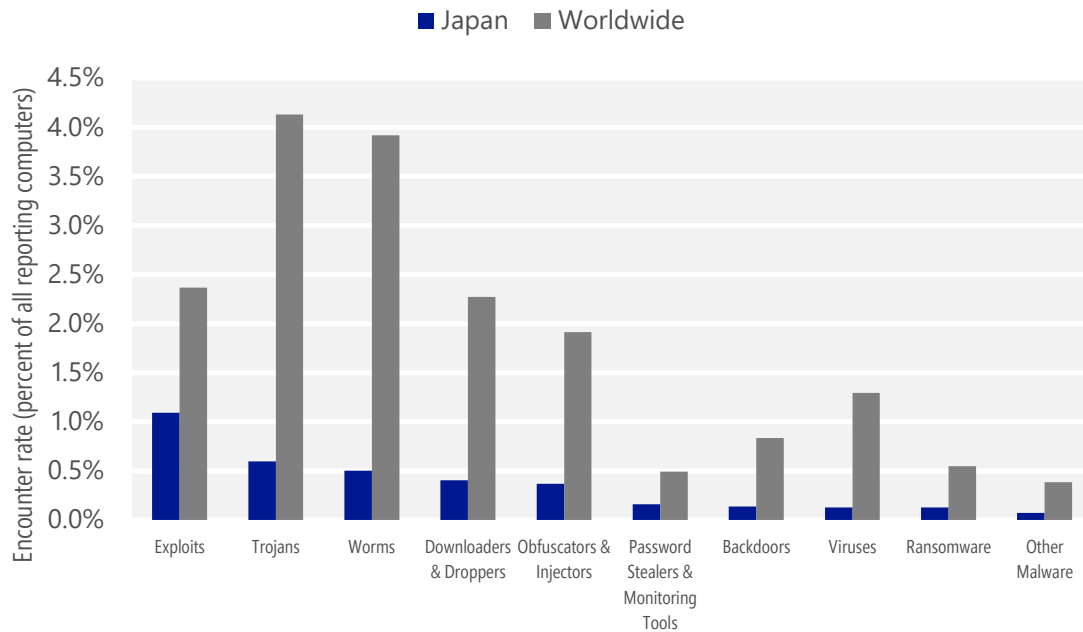


See the Worldwide Threat Assessment section of [Microsoft Security Intelligence Report, Volume 18](http://www.microsoft.com/sir) at [www.microsoft.com/sir](http://www.microsoft.com/sir) for more information about threats in Japan and around the world, and for explanations of the methods and terms used here.



## Malware categories

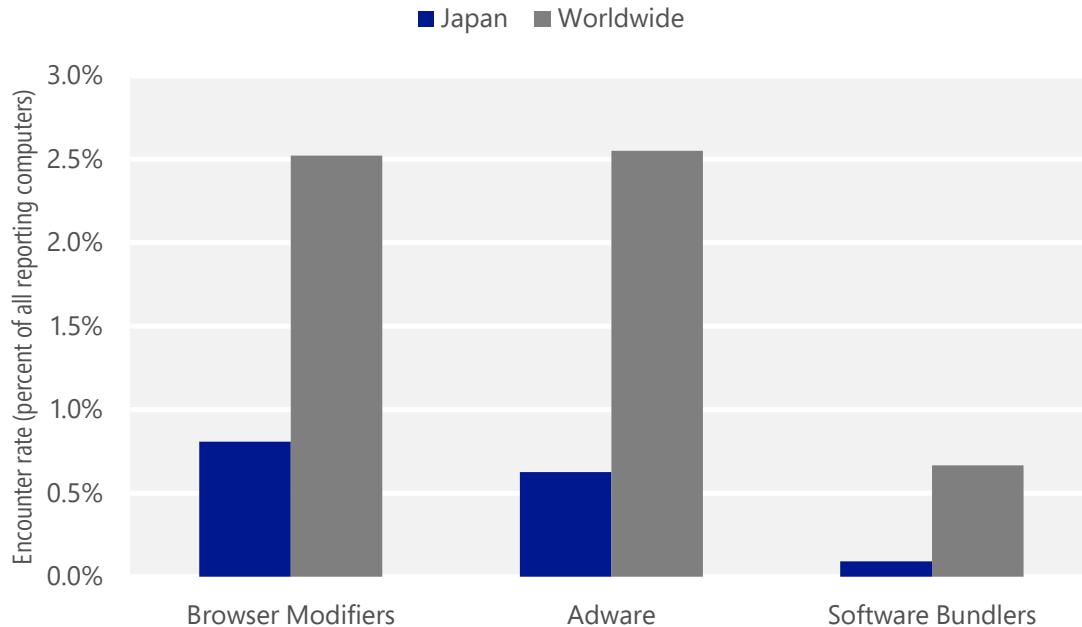
Malware encountered in Japan in 4Q14, by category



- The most common malware category in Japan in 4Q14 was Exploits. It was encountered by 1.1 percent of all computers there, down from 1.5 percent in 3Q14.
- The second most common malware category in Japan in 4Q14 was Trojans. It was encountered by 0.6 percent of all computers there, down from 1.0 percent in 3Q14.
- The third most common malware category in Japan in 4Q14 was Worms, which was encountered by 0.5 percent of all computers there, down from 0.5 percent in 3Q14.

## Unwanted software categories

Unwanted software encountered in Japan in 4Q14, by category



- The most common unwanted software category in Japan in 4Q14 was Browser Modifiers. It was encountered by 0.8 percent of all computers there, down from 1.6 percent in 3Q14.
- The second most common unwanted software category in Japan in 4Q14 was Adware. It was encountered by 0.6 percent of all computers there, up from 0.3 percent in 3Q14.
- The third most common unwanted software category in Japan in 4Q14 was Software Bundlers, which was encountered by 0.1 percent of all computers there, up from 0.0 percent in 3Q14.

## Top malware families by encounter rate

The most common malware families encountered in Japan in 4Q14

	Family	Most significant category	% of reporting computers
1	<a href="#">JS/Axpergle</a>	Exploits	0.6%
2	<a href="#">INF/Autorun</a>	Obfuscators & Injectors	0.3%
3	<a href="#">Win32/Obfuscator</a>	Obfuscators & Injectors	0.2%
4	<a href="#">Win32/Garveep</a>	Downloaders & Droppers	0.2%
5	<a href="#">Win32/Conficker</a>	Worms	0.1%
6	<a href="#">JS/Neclu</a>	Exploits	0.1%
7	<a href="#">JS/Krypterade</a>	Ransomware	0.1%
8	<a href="#">HTML/Meadgive</a>	Exploits	0.1%
9	<a href="#">Win32/Zbot</a>	Password Stealers & Monitoring Tools	0.1%
10	<a href="#">Win32/Anogre</a>	Exploits	0.1%

- The most common malware family encountered in Japan in 4Q14 was [JS/Axpergle](#), which was encountered by 0.6 percent of reporting computers there. [JS/Axpergle](#) is a detection for the Angler exploit kit, which exploits vulnerabilities in recent versions of Internet Explorer, Silverlight, Adobe Flash Player, and Java to install malware.
- The second most common malware family encountered in Japan in 4Q14 was [INF/Autorun](#), which was encountered by 0.3 percent of reporting computers there. [INF/Autorun](#) is a family of worms that spreads by copying itself to the mapped drives of an infected computer. The mapped drives may include network or removable drives.
- The third most common malware family encountered in Japan in 4Q14 was [Win32/Obfuscator](#), which was encountered by 0.2 percent of reporting computers there. [Win32/Obfuscator](#) is a generic detection for programs that have had their purpose disguised to hinder analysis or detection by antivirus scanners. Such programs commonly employ a combination of methods, including encryption, compression, anti-debugging and anti-emulation techniques.
- The fourth most common malware family encountered in Japan in 4Q14 was [Win32/Garveep](#), which was encountered by 0.2 percent of reporting computers there. [Win32/Garveep](#) is a threat that downloads and installs other programs without the user's consent, including other malware.

## Top unwanted software families by encounter rate

The most common unwanted software families encountered in Japan in 4Q14

	Family	Most significant category	% of reporting computers
1	<a href="#">Win32/Couponruc</a>	Browser Modifiers	0.7%
2	<a href="#">Win32/Costmin</a>	Adware	0.2%
3	<a href="#">Win32/Pennybee</a>	Adware	0.1%
4	<a href="#">Win32/BetterSurf</a>	Adware	0.1%
5	<a href="#">Win32/Defaulttab</a>	Browser Modifiers	0.1%

- The most common unwanted software family encountered in Japan in 4Q14 was [Win32/Couponruc](#), which was encountered by 0.7 percent of reporting computers there. [Win32/Couponruc](#) is a browser modifier that changes browser settings and may also modify some computer and Internet settings.
- The second most common unwanted software family encountered in Japan in 4Q14 was [Win32/Costmin](#), which was encountered by 0.2 percent of reporting computers there. [Win32/Costmin](#) is an adware family that installs itself as a browser extension for Internet Explorer, Mozilla Firefox, and Google Chrome, and displays advertisements as the user browses the Internet.
- The third most common unwanted software family encountered in Japan in 4Q14 was [Win32/Pennybee](#), which was encountered by 0.1 percent of reporting computers there. [Win32/Pennybee](#) is adware that shows ads as the user browses the web. It can be installed from the program's website or bundled with some third-party software installation programs.

## Top threat families by infection rate

The most common malware families by infection rate in Japan in 4Q14

	Family	Most significant category	Infection rate (CCM)
1	<a href="#">Win32/Zbot</a>	Password Stealers & Monitoring Tools	0.3
2	<a href="#">Win32/Alureon</a>	Trojans	0.1
3	<a href="#">Win32/Sefnit</a>	Trojans	0.1
4	<a href="#">Win32/Sirefef</a>	Trojans	<0.1
5	<a href="#">Win32/Taterf</a>	Worms	<0.1
6	<a href="#">JS/Miuref</a>	Trojans	<0.1
7	<a href="#">Win32/Cutwail</a>	Downloaders & Droppers	<0.1
8	<a href="#">Win32/Conficker</a>	Worms	<0.1
9	<a href="#">Win32/Sality</a>	Viruses	<0.1
10	<a href="#">MSIL/Spacekito</a>	Trojans	<0.1

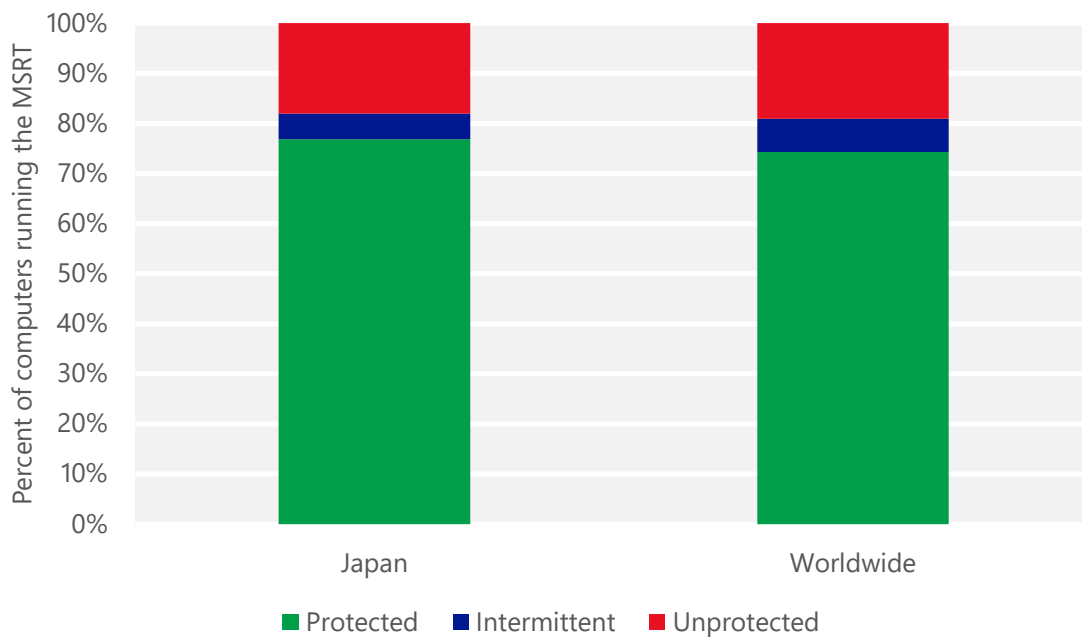
- The most common threat family infecting computers in Japan in 4Q14 was [Win32/Zbot](#), which was detected and removed from 0.3 of every 1,000 unique computers scanned by the MSRT. [Win32/Zbot](#) is a family of password stealing trojans that also contains backdoor functionality allowing unauthorized access and control of an affected computer.
- The second most common threat family infecting computers in Japan in 4Q14 was [Win32/Alureon](#), which was detected and removed from 0.1 of every 1,000 unique computers scanned by the MSRT. [Win32/Alureon](#) is a data-stealing trojan that gathers confidential information such as user names, passwords, and credit card data from incoming and outgoing Internet traffic. It may also download malicious data and modify DNS settings.
- The third most common threat family infecting computers in Japan in 4Q14 was [Win32/Sefnit](#), which was detected and removed from 0.1 of every 1,000 unique computers scanned by the MSRT. [Win32/Sefnit](#) is a family of trojans that can allow backdoor access, download files, and use the computer and Internet connection for click fraud. Some variants can monitor web browsers and hijack search results.
- The fourth most common threat family infecting computers in Japan in 4Q14 was [Win32/Sirefef](#), which was detected and removed from <0.1 of every 1,000 unique computers scanned by the MSRT. [Win32/Sirefef](#) is a malware platform that receives and runs modules that perform different malicious activities.

## Security software use

Recent releases of the MSRT collect and report details about the state of real-time antimalware software on a computer, if the computer's administrator has chosen to opt in to provide data to Microsoft. This telemetry data makes it possible to analyze security software usage patterns around the world and correlate them with infection rates.

A typical computer runs the MSRT three times each quarter, once for each monthly version of the tool that Microsoft releases. In the figure below, "Protected" represents computers that had real-time security software active and up-to-date every time the MSRT ran during a quarter; "Intermittently protected" represents computers that had security software active during one or more MSRT executions, but not all of them; and "Unprotected" represents computers that did not have security software active during any MSRT executions that quarter.

Percent of computers in Japan and worldwide protected by real-time security software in 4Q14



Drive-by download sites

A *drive-by download* site is a website that hosts one or more exploits that target vulnerabilities in web browsers and browser add-ons. Users with vulnerable computers can be infected with malware simply by visiting such a website, even without attempting to download anything. Drive-by download pages are usually hosted on legitimate Web sites to which an attacker has posted exploit code. Attackers gain access to legitimate sites through intrusion or by posting malicious code to a poorly secured web form, like a comment field on a blog. Compromised sites can be hosted anywhere in the world and concern nearly any subject imaginable, making it difficult for even an experienced user to identify a compromised site from a list of search results.

Search engines such as Bing have taken a number of measures to help protect users from drive-by downloads. As Bing indexes the web, pages are assessed for malicious elements or malicious behavior. Clicking the link in the list of search results displays a prominent warning, saying that the page may contain malicious software.

At the end of 3Q14, Bing detected 0.13 drive-by download URLs for every 1,000 URLs hosted in Japan, compared to 0.41 worldwide. At the end of 4Q14, Bing detected 0.09 drive-by download URLs for every 1,000 URLs hosted in Japan, compared to 0.45 worldwide.

Drive-by download pages per 1,000 URLs hosted in Japan and worldwide

Metric	October 1, 2014	January 1, 2015
Drive-by download pages per 1,000 URLs, Japan	0.13	0.09
Drive-by download pages per 1,000 URLs worldwide	0.41	0.45





# Jordan

The statistics presented here are generated by Microsoft security programs and services running on computers in Jordan in 4Q14 and previous quarters. This data is provided from administrators or users who choose to opt in to provide data to Microsoft, using IP address geolocation to determine country or region.

On computers running real-time security software, most attempts by malware to infect computers are blocked before they succeed. Therefore, for a comprehensive understanding of the malware landscape, it's important to consider infection attempts that are blocked as well as infections that are removed. For this reason, Microsoft uses two different metrics to measure malware prevalence:

- *Encounter rate* is simply the percentage of computers running Microsoft real-time security products that report a malware encounter, whether the infection attempt succeeds or not.
- *Computers cleaned per mille*, or *CCM*, is an infection rate metric that is defined as the number of computers cleaned for every 1,000 unique computers executing the Malicious Software Removal Tool (MSRT), a free tool distributed through Microsoft update services that removes more than 200 highly prevalent or serious threats from computers.

Infection rate statistics for Jordan

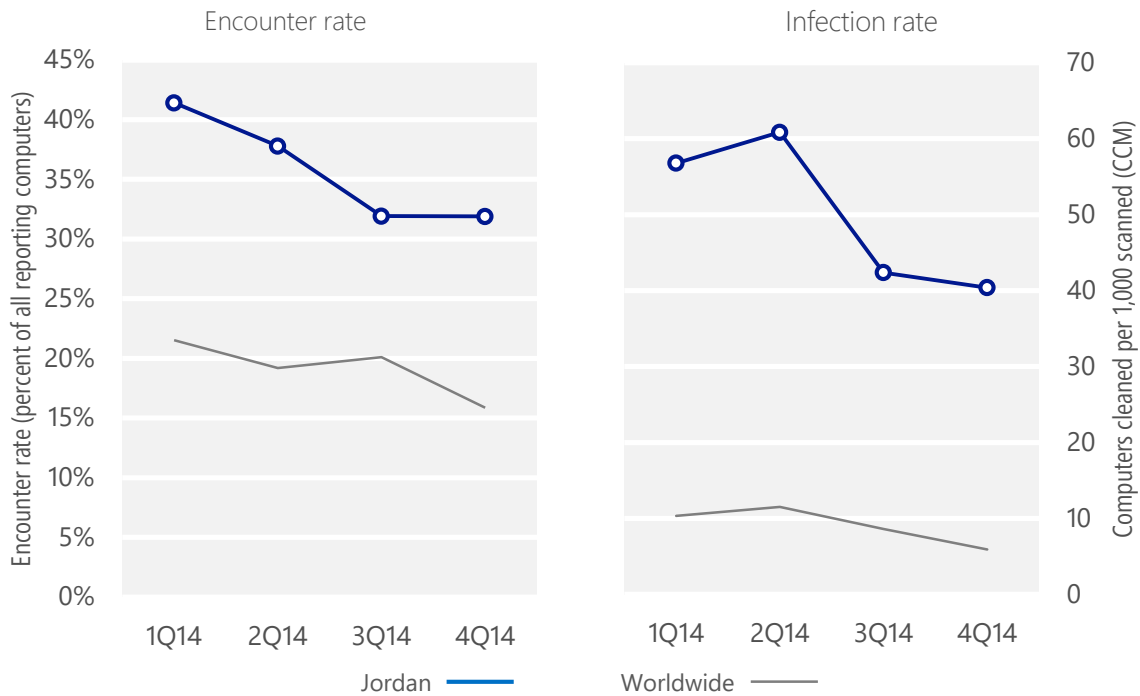
Metric	1Q14	2Q14	3Q14	4Q14
Encounter rate, Jordan	41.4%	37.8%	31.9%	31.9%
Worldwide encounter rate	21.5%	19.2%	20.1%	15.9%
CCM, Jordan	56.8	60.8	42.4	40.4
Worldwide CCM	10.3	11.5	8.6	5.9

Encounter and infection rates reported here do not include totals for the Brantall, Filcoute, and Rotbrow malware families. See pages 57–64 of [Microsoft Security Intelligence Report, Volume 17](#) for an explanation of this decision.

## Encounter and infection rate trends

In 4Q14, 31.9% percent of computers in Jordan encountered malware, compared to the 4Q14 worldwide encounter rate of 15.9 percent. In addition, the MSRT detected and removed malware from 40.4 of every 1,000 unique computers scanned in Jordan in 4Q14 (a CCM score of 40.4, compared to the 4Q14 worldwide CCM of 5.9). The following figure shows the encounter and infection rate trends for Jordan over the last four quarters, compared to the world as a whole.

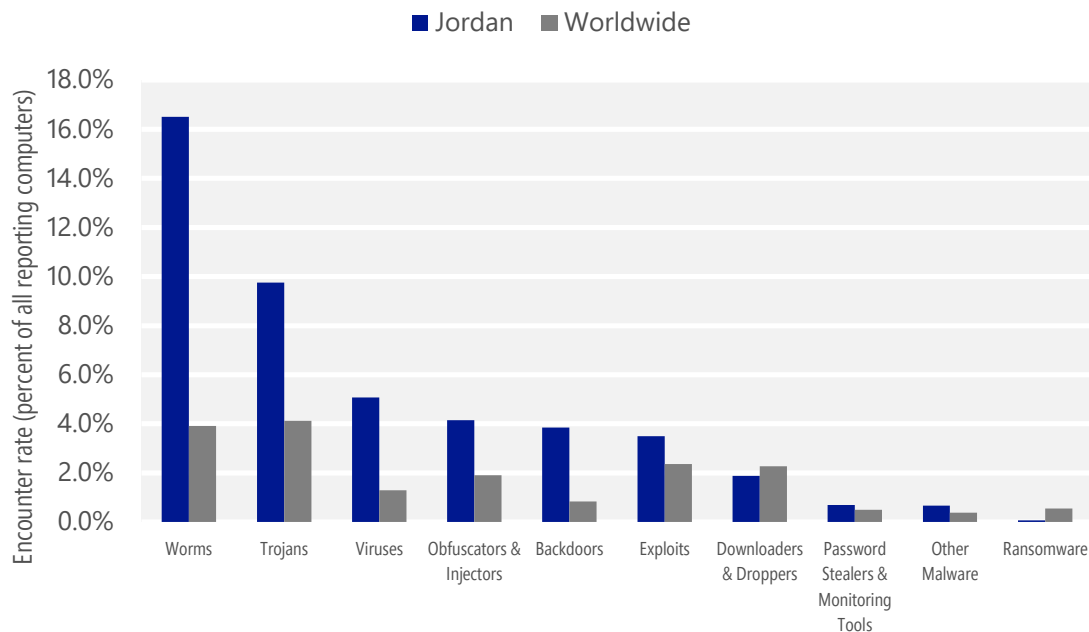
Malware encounter and infection rate trends in Jordan and worldwide



See the Worldwide Threat Assessment section of [Microsoft Security Intelligence Report, Volume 18](http://www.microsoft.com/sir) at [www.microsoft.com/sir](http://www.microsoft.com/sir) for more information about threats in Jordan and around the world, and for explanations of the methods and terms used here.

## Malware categories

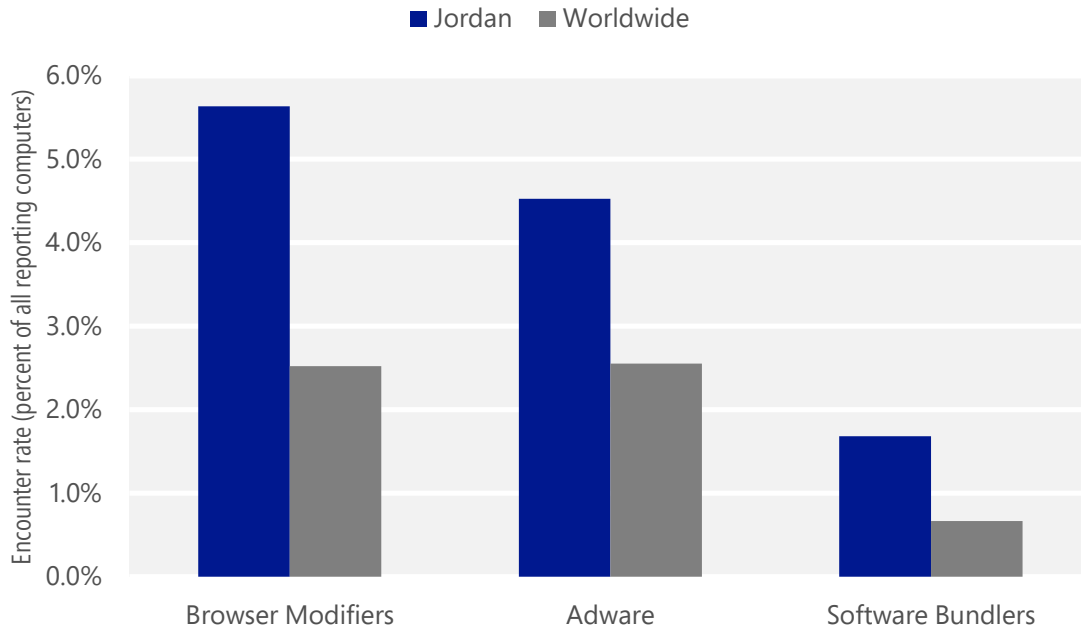
Malware encountered in Jordan in 4Q14, by category



- The most common malware category in Jordan in 4Q14 was Worms. It was encountered by 16.5 percent of all computers there, up from 14.5 percent in 3Q14.
- The second most common malware category in Jordan in 4Q14 was Trojans. It was encountered by 9.8 percent of all computers there, down from 11.5 percent in 3Q14.
- The third most common malware category in Jordan in 4Q14 was Viruses, which was encountered by 5.1 percent of all computers there, up from 4.4 percent in 3Q14.

## Unwanted software categories

Unwanted software encountered in Jordan in 4Q14, by category



- The most common unwanted software category in Jordan in 4Q14 was Browser Modifiers. It was encountered by 5.6 percent of all computers there, down from 7.6 percent in 3Q14.
- The second most common unwanted software category in Jordan in 4Q14 was Adware. It was encountered by 4.5 percent of all computers there, up from 0.7 percent in 3Q14.
- The third most common unwanted software category in Jordan in 4Q14 was Software Bundlers, which was encountered by 1.7 percent of all computers there, up from 0.1 percent in 3Q14.

## Top malware families by encounter rate

The most common malware families encountered in Jordan in 4Q14

	Family	Most significant category	% of reporting computers
1	<a href="#">VBS/Jenxcus</a>	Worms	10.5%
2	<a href="#">Win32/Gamarue</a>	Worms	4.2%
3	<a href="#">INF/Autorun</a>	Obfuscators & Injectors	3.7%
4	<a href="#">Win32/Sality</a>	Viruses	2.9%
5	<a href="#">Win32/Ramnit</a>	Trojans	2.7%
6	<a href="#">Win32/CplLnk</a>	Exploits	2.7%
7	<a href="#">Win32/Sulunch</a>	Trojans	2.0%
8	<a href="#">Win32/Dorkbot</a>	Worms	2.0%
9	<a href="#">Win32/Vermis</a>	Worms	2.0%
10	<a href="#">Win32/Caphaw</a>	Backdoors	1.7%

- The most common malware family encountered in Jordan in 4Q14 was [VBS/Jenxcus](#), which was encountered by 10.5 percent of reporting computers there. [VBS/Jenxcus](#) is a worm that gives an attacker control of the computer. It is spread by infected removable drives, like USB flash drives. It can also be downloaded within a torrent file.
- The second most common malware family encountered in Jordan in 4Q14 was [Win32/Gamarue](#), which was encountered by 4.2 percent of reporting computers there. [Win32/Gamarue](#) is a worm that is commonly distributed via exploit kits and social engineering. Variants have been observed stealing information from the local computer and communicating with command-and-control (C&C) servers managed by attackers.
- The third most common malware family encountered in Jordan in 4Q14 was [INF/Autorun](#), which was encountered by 3.7 percent of reporting computers there. [INF/Autorun](#) is a family of worms that spreads by copying itself to the mapped drives of an infected computer. The mapped drives may include network or removable drives.
- The fourth most common malware family encountered in Jordan in 4Q14 was [Win32/Sality](#), which was encountered by 2.9 percent of reporting computers there. [Win32/Sality](#) is a family of polymorphic file infectors that target executable files with the extensions .scr or .exe. They may execute a damaging payload that deletes files with certain extensions and terminates security-related processes and services.

## Top unwanted software families by encounter rate

The most common unwanted software families encountered in Jordan in 4Q14

	Family	Most significant category	% of reporting computers
1	<a href="#">Win32/Couponruc</a>	Browser Modifiers	3.9%
2	<a href="#">Win32/Defaulttab</a>	Browser Modifiers	1.9%
3	<a href="#">Win32/BetterSurf</a>	Adware	1.6%
4	<a href="#">Win32/Brya</a>	Adware	1.4%
5	<a href="#">Win32/Costmin</a>	Adware	1.4%

- The most common unwanted software family encountered in Jordan in 4Q14 was [Win32/Couponruc](#), which was encountered by 3.9 percent of reporting computers there. [Win32/Couponruc](#) is a browser modifier that changes browser settings and may also modify some computer and Internet settings.
- The second most common unwanted software family encountered in Jordan in 4Q14 was [Win32/Defaulttab](#), which was encountered by 1.9 percent of reporting computers there. [Win32/Defaulttab](#) is a browser modifier that redirects web browser searches and prevents the user from changing browser settings.
- The third most common unwanted software family encountered in Jordan in 4Q14 was [Win32/BetterSurf](#), which was encountered by 1.6 percent of reporting computers there. [Win32/BetterSurf](#) is adware that displays unwanted ads on search engine results pages and other websites. It may be included with software bundles that offer free applications or games.

## Top threat families by infection rate

The most common malware families by infection rate in Jordan in 4Q14

	Family	Most significant category	Infection rate (CCM)
1	<a href="#">VBS/Jenxcus</a>	Worms	17.8
2	<a href="#">Win32/Sality</a>	Viruses	7.7
3	<a href="#">Win32/Gamarue</a>	Worms	5.4
4	<a href="#">Win32/Ramnit</a>	Trojans	3.8
5	<a href="#">MSIL/Bladabindi</a>	Backdoors	2.2
6	<a href="#">Win32/Dorkbot</a>	Worms	2.1
7	<a href="#">Win32/Pramro</a>	Trojans	1.0
8	<a href="#">Win32/Vobfus</a>	Worms	0.8
9	<a href="#">Win32/Lethic</a>	Trojans	0.8
10	<a href="#">Win32/Nuqel</a>	Worms	0.8

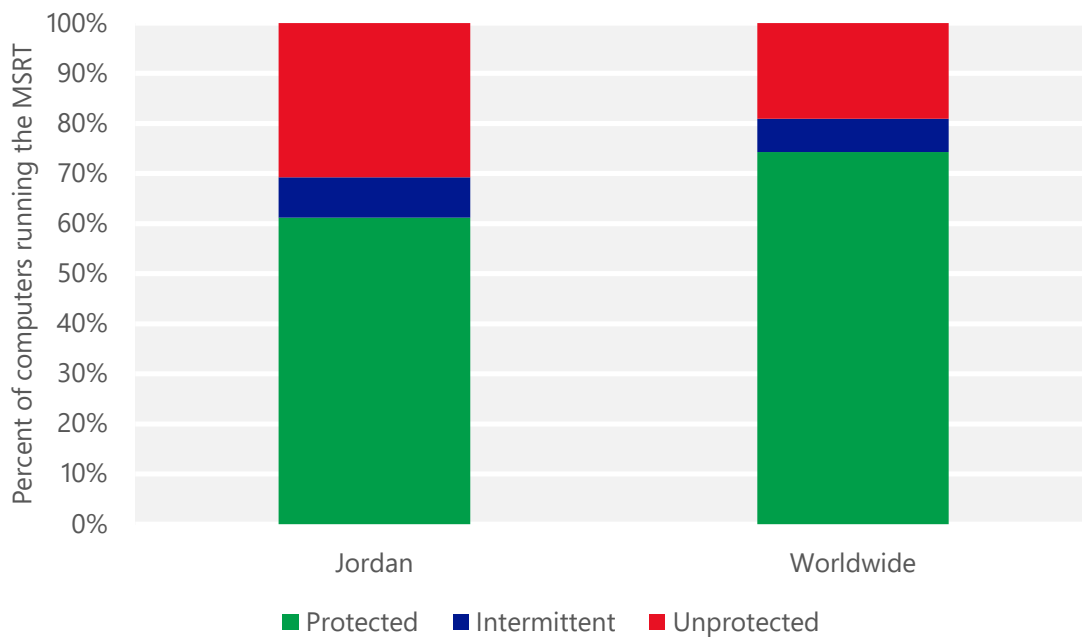
- The most common threat family infecting computers in Jordan in 4Q14 was [VBS/Jenxcus](#), which was detected and removed from 17.8 of every 1,000 unique computers scanned by the MSRT. [VBS/Jenxcus](#) is a worm that gives an attacker control of the computer. It is spread by infected removable drives, like USB flash drives. It can also be downloaded within a torrent file.
- The second most common threat family infecting computers in Jordan in 4Q14 was [Win32/Sality](#), which was detected and removed from 7.7 of every 1,000 unique computers scanned by the MSRT. [Win32/Sality](#) is a family of polymorphic file infectors that target executable files with the extensions .scr or .exe. They may execute a damaging payload that deletes files with certain extensions and terminates security-related processes and services.
- The third most common threat family infecting computers in Jordan in 4Q14 was [Win32/Gamarue](#), which was detected and removed from 5.4 of every 1,000 unique computers scanned by the MSRT. [Win32/Gamarue](#) is a worm that is commonly distributed via exploit kits and social engineering. Variants have been observed stealing information from the local computer and communicating with command-and-control (C&C) servers managed by attackers.
- The fourth most common threat family infecting computers in Jordan in 4Q14 was [Win32/Ramnit](#), which was detected and removed from 3.8 of every 1,000 unique computers scanned by the MSRT. [Win32/Ramnit](#) is a family of multi-component malware that infects executable files, Microsoft Office files, and HTML files. Win32/Ramnit spreads to removable drives and steals sensitive information such as saved FTP credentials and browser cookies. It may also open a backdoor to await instructions from a remote attacker.

## Security software use

Recent releases of the MSRT collect and report details about the state of real-time antimalware software on a computer, if the computer's administrator has chosen to opt in to provide data to Microsoft. This telemetry data makes it possible to analyze security software usage patterns around the world and correlate them with infection rates.

A typical computer runs the MSRT three times each quarter, once for each monthly version of the tool that Microsoft releases. In the figure below, "Protected" represents computers that had real-time security software active and up-to-date every time the MSRT ran during a quarter; "Intermittently protected" represents computers that had security software active during one or more MSRT executions, but not all of them; and "Unprotected" represents computers that did not have security software active during any MSRT executions that quarter.

Percent of computers in Jordan and worldwide protected by real-time security software in 4Q14





**Drive-by download sites**

A *drive-by download* site is a website that hosts one or more exploits that target vulnerabilities in web browsers and browser add-ons. Users with vulnerable computers can be infected with malware simply by visiting such a website, even without attempting to download anything. Drive-by download pages are usually hosted on legitimate Web sites to which an attacker has posted exploit code. Attackers gain access to legitimate sites through intrusion or by posting malicious code to a poorly secured web form, like a comment field on a blog. Compromised sites can be hosted anywhere in the world and concern nearly any subject imaginable, making it difficult for even an experienced user to identify a compromised site from a list of search results.

Search engines such as Bing have taken a number of measures to help protect users from drive-by downloads. As Bing indexes the web, pages are assessed for malicious elements or malicious behavior. Clicking the link in the list of search results displays a prominent warning, saying that the page may contain malicious software.

At the end of 3Q14, Bing detected 0.78 drive-by download URLs for every 1,000 URLs hosted in Jordan, compared to 0.41 worldwide. At the end of 4Q14, Bing detected 0.36 drive-by download URLs for every 1,000 URLs hosted in Jordan, compared to 0.45 worldwide.

Drive-by download pages per 1,000 URLs hosted in Jordan and worldwide

Metric	October 1, 2014	January 1, 2015
Drive-by download pages per 1,000 URLs, Jordan	0.78	0.36
<i>Drive-by download pages per 1,000 URLs worldwide</i>	<i>0.41</i>	<i>0.45</i>



# Kazakhstan

The statistics presented here are generated by Microsoft security programs and services running on computers in Kazakhstan in 4Q14 and previous quarters. This data is provided from administrators or users who choose to opt in to provide data to Microsoft, using IP address geolocation to determine country or region.

On computers running real-time security software, most attempts by malware to infect computers are blocked before they succeed. Therefore, for a comprehensive understanding of the malware landscape, it's important to consider infection attempts that are blocked as well as infections that are removed. For this reason, Microsoft uses two different metrics to measure malware prevalence:

- *Encounter rate* is simply the percentage of computers running Microsoft real-time security products that report a malware encounter, whether the infection attempt succeeds or not.
- *Computers cleaned per mille*, or *CCM*, is an infection rate metric that is defined as the number of computers cleaned for every 1,000 unique computers executing the Malicious Software Removal Tool (MSRT), a free tool distributed through Microsoft update services that removes more than 200 highly prevalent or serious threats from computers.

Infection rate statistics for Kazakhstan

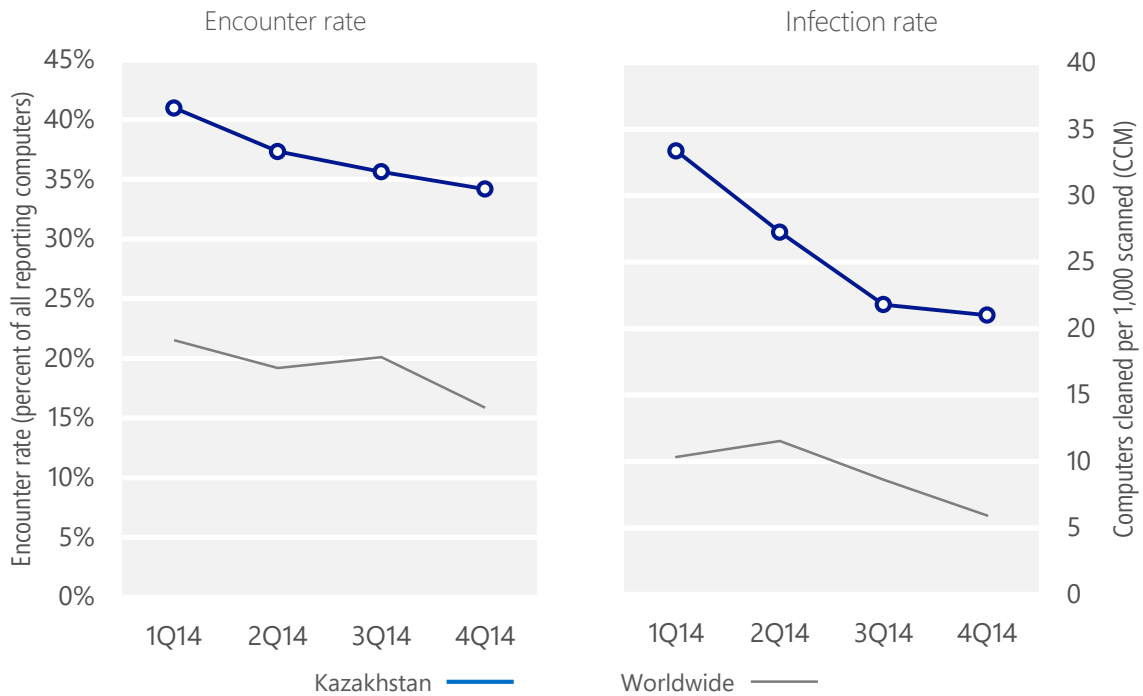
Metric	1Q14	2Q14	3Q14	4Q14
Encounter rate, Kazakhstan	41.0%	37.3%	35.6%	34.2%
<i>Worldwide encounter rate</i>	<i>21.5%</i>	<i>19.2%</i>	<i>20.1%</i>	<i>15.9%</i>
CCM, Kazakhstan	33.4	27.3	21.8	21.0
<i>Worldwide CCM</i>	<i>10.3</i>	<i>11.5</i>	<i>8.6</i>	<i>5.9</i>

Encounter and infection rates reported here do not include totals for the Brantall, Filcoute, and Rotbrow malware families. See pages 57–64 of [Microsoft Security Intelligence Report, Volume 17](#) for an explanation of this decision.

## Encounter and infection rate trends

In 4Q14, 34.2% percent of computers in Kazakhstan encountered malware, compared to the 4Q14 worldwide encounter rate of 15.9 percent. In addition, the MSRT detected and removed malware from 21.0 of every 1,000 unique computers scanned in Kazakhstan in 4Q14 (a CCM score of 21.0, compared to the 4Q14 worldwide CCM of 5.9). The following figure shows the encounter and infection rate trends for Kazakhstan over the last four quarters, compared to the world as a whole.

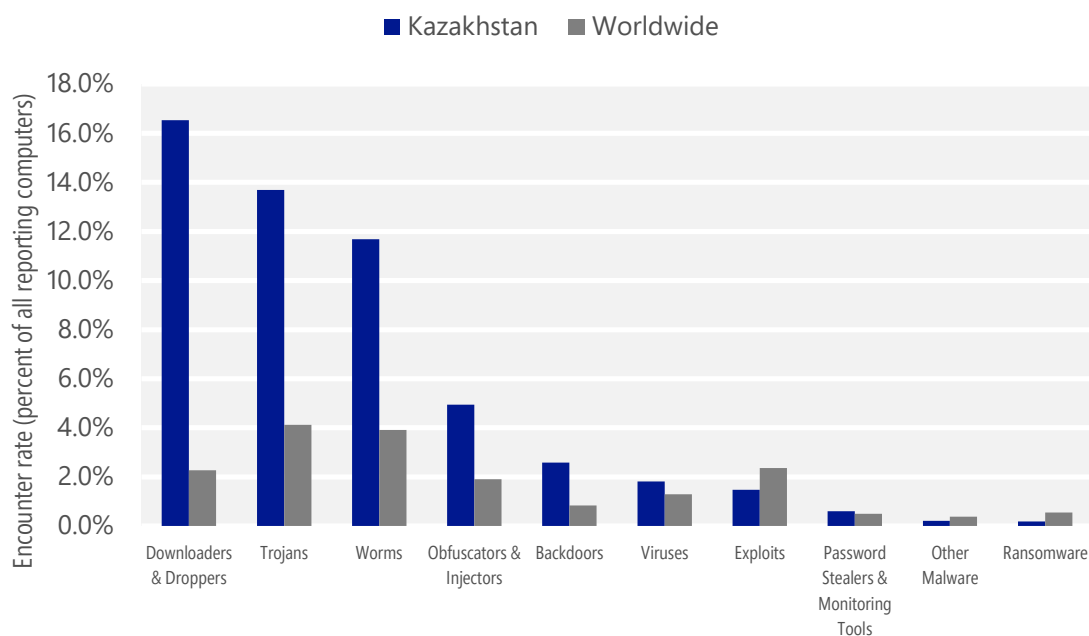
Malware encounter and infection rate trends in Kazakhstan and worldwide



See the Worldwide Threat Assessment section of [Microsoft Security Intelligence Report, Volume 18](http://www.microsoft.com/sir) at [www.microsoft.com/sir](http://www.microsoft.com/sir) for more information about threats in Kazakhstan and around the world, and for explanations of the methods and terms used here.

## Malware categories

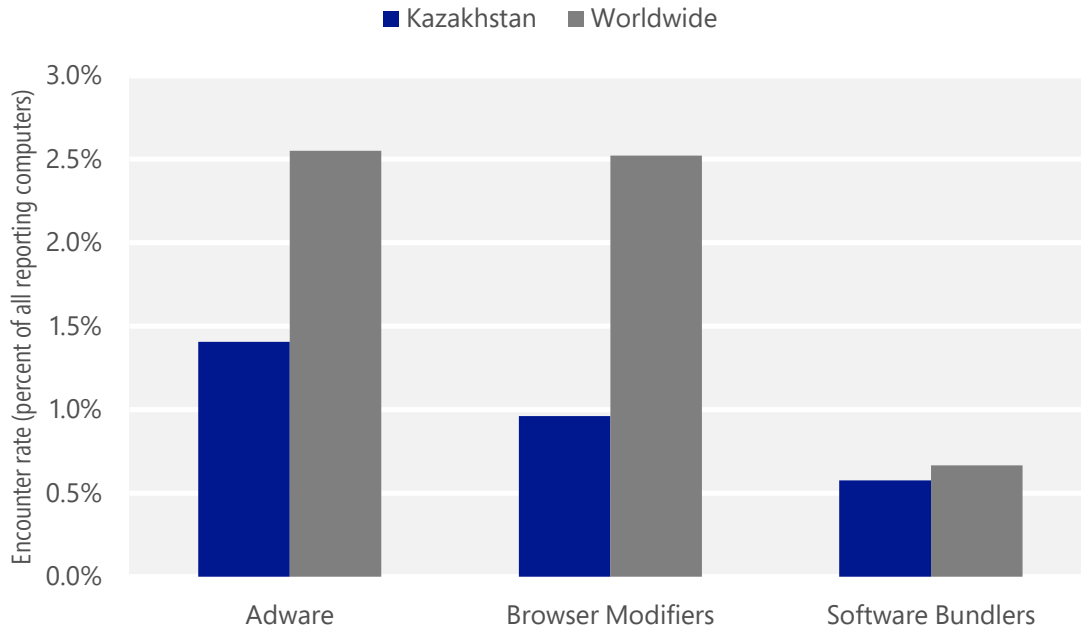
Malware encountered in Kazakhstan in 4Q14, by category



- The most common malware category in Kazakhstan in 4Q14 was Downloaders & Droppers. It was encountered by 16.5 percent of all computers there, down from 18.6 percent in 3Q14.
- The second most common malware category in Kazakhstan in 4Q14 was Trojans. It was encountered by 13.7 percent of all computers there, up from 12.5 percent in 3Q14.
- The third most common malware category in Kazakhstan in 4Q14 was Worms, which was encountered by 11.7 percent of all computers there, up from 10.8 percent in 3Q14.

## Unwanted software categories

Unwanted software encountered in Kazakhstan in 4Q14, by category



- The most common unwanted software category in Kazakhstan in 4Q14 was Adware. It was encountered by 1.4 percent of all computers there, down from 2.7 percent in 3Q14.
- The second most common unwanted software category in Kazakhstan in 4Q14 was Browser Modifiers. It was encountered by 1.0 percent of all computers there, up from 0.2 percent in 3Q14.
- The third most common unwanted software category in Kazakhstan in 4Q14 was Software Bundlers, which was encountered by 0.6 percent of all computers there, up from 0.1 percent in 3Q14.

## Top malware families by encounter rate

The most common malware families encountered in Kazakhstan in 4Q14

	Family	Most significant category	% of reporting computers
1	<a href="#">Win32/Ogimant</a>	Downloaders & Droppers	14.2%
2	<a href="#">Win32/Gamarue</a>	Worms	8.2%
3	<a href="#">Win32/Peaac</a>	Trojans	5.1%
4	<a href="#">Win32/Obfuscator</a>	Obfuscators & Injectors	3.0%
5	<a href="#">VBS/Jenxcus</a>	Worms	1.7%
6	<a href="#">Win32/Peals</a>	Trojans	1.5%
7	<a href="#">Win32/Esaprof</a>	Downloaders & Droppers	1.3%
8	<a href="#">Win32/Morix</a>	Backdoors	1.2%
9	<a href="#">INF/Autorun</a>	Obfuscators & Injectors	1.2%
10	<a href="#">BAT/Puccmine</a>	Worms	1.2%

- The most common malware family encountered in Kazakhstan in 4Q14 was [Win32/Ogimant](#), which was encountered by 14.2 percent of reporting computers there. [Win32/Ogimant](#) is a threat that claims to help download items from the Internet, but actually downloads and runs files that are specified by a remote attacker.
- The second most common malware family encountered in Kazakhstan in 4Q14 was [Win32/Gamarue](#), which was encountered by 8.2 percent of reporting computers there. [Win32/Gamarue](#) is a worm that is commonly distributed via exploit kits and social engineering. Variants have been observed stealing information from the local computer and communicating with command-and-control (C&C) servers managed by attackers.
- The third most common malware family encountered in Kazakhstan in 4Q14 was [Win32/Peaac](#), which was encountered by 5.1 percent of reporting computers there. [Win32/Peaac](#) is a generic detection for various threats that display trojan characteristics.
- The fourth most common malware family encountered in Kazakhstan in 4Q14 was [Win32/Obfuscator](#), which was encountered by 3.0 percent of reporting computers there. [Win32/Obfuscator](#) is a generic detection for programs that have had their purpose disguised to hinder analysis or detection by antivirus scanners. Such programs commonly employ a combination of methods, including encryption, compression, anti-debugging and anti-emulation techniques.

## Top unwanted software families by encounter rate

The most common unwanted software families encountered in Kazakhstan in 4Q14

	Family	Most significant category	% of reporting computers
1	<a href="#">Win32/BetterSurf</a>	Adware	1.1%
2	<a href="#">Win32/Gofileexpress</a>	Software Bundlers	0.5%
3	<a href="#">Win32/Defaulttab</a>	Browser Modifiers	0.5%
4	<a href="#">Win32/Couponruc</a>	Browser Modifiers	0.4%

- The most common unwanted software family encountered in Kazakhstan in 4Q14 was [Win32/BetterSurf](#), which was encountered by 1.1 percent of reporting computers there. [Win32/BetterSurf](#) is adware that displays unwanted ads on search engine results pages and other websites. It may be included with software bundles that offer free applications or games.
- The second most common unwanted software family encountered in Kazakhstan in 4Q14 was [Win32/Gofileexpress](#), which was encountered by 0.5 percent of reporting computers there. [Win32/Gofileexpress](#) is a software bundler that installs other unwanted software, including Adware:Win32/Lollipop and Adware:Win32/CostMin.
- The third most common unwanted software family encountered in Kazakhstan in 4Q14 was [Win32/Defaulttab](#), which was encountered by 0.5 percent of reporting computers there. [Win32/Defaulttab](#) is a browser modifier that redirects web browser searches and prevents the user from changing browser settings.



## Top threat families by infection rate

The most common malware families by infection rate in Kazakhstan in 4Q14

	Family	Most significant category	Infection rate (CCM)
1	<a href="#">Win32/Gamarue</a>	Worms	11.8
2	<a href="#">VBS/Jenxcus</a>	Worms	2.3
3	<a href="#">Win32/Ramnit</a>	Trojans	1.9
4	<a href="#">Win32/Vobfus</a>	Worms	1.5
5	<a href="#">Win32/Tofsee</a>	Backdoors	0.9
6	<a href="#">Win32/Deminnix</a>	Trojans	0.9
7	<a href="#">Win32/Sality</a>	Viruses	0.7
8	<a href="#">Win32/Dorkbot</a>	Worms	0.6
9	<a href="#">Win32/Lethic</a>	Trojans	0.3
10	<a href="#">Win32/Nuqel</a>	Worms	0.2

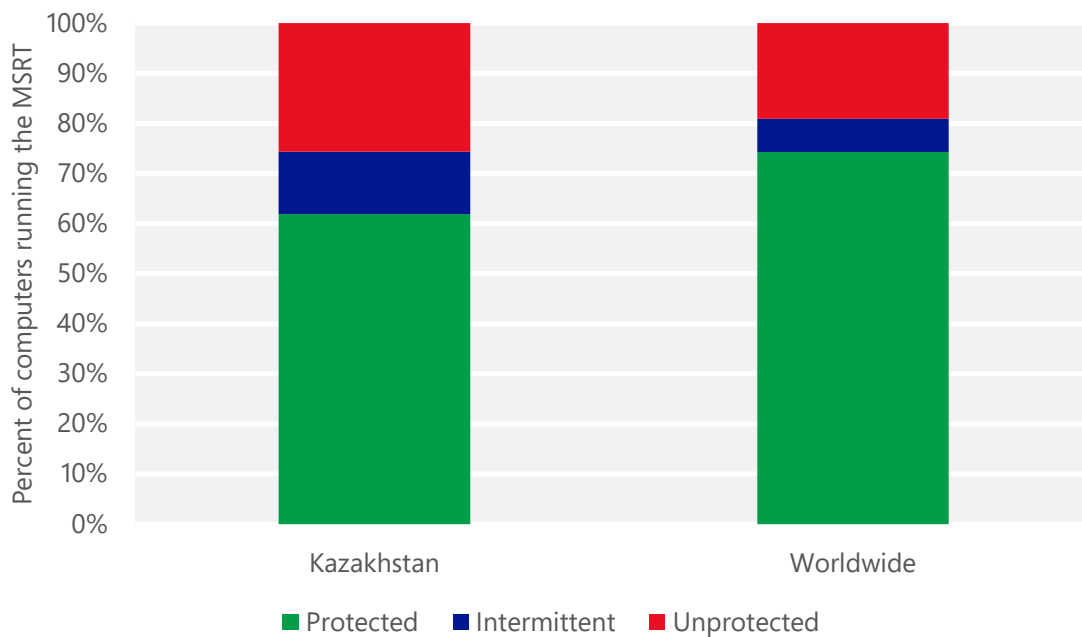
- The most common threat family infecting computers in Kazakhstan in 4Q14 was [Win32/Gamarue](#), which was detected and removed from 11.8 of every 1,000 unique computers scanned by the MSRT. [Win32/Gamarue](#) is a worm that is commonly distributed via exploit kits and social engineering. Variants have been observed stealing information from the local computer and communicating with command-and-control (C&C) servers managed by attackers.
- The second most common threat family infecting computers in Kazakhstan in 4Q14 was [VBS/Jenxcus](#), which was detected and removed from 2.3 of every 1,000 unique computers scanned by the MSRT. [VBS/Jenxcus](#) is a worm that gives an attacker control of the computer. It is spread by infected removable drives, like USB flash drives. It can also be downloaded within a torrent file.
- The third most common threat family infecting computers in Kazakhstan in 4Q14 was [Win32/Ramnit](#), which was detected and removed from 1.9 of every 1,000 unique computers scanned by the MSRT. [Win32/Ramnit](#) is a family of multi-component malware that infects executable files, Microsoft Office files, and HTML files. Win32/Ramnit spreads to removable drives and steals sensitive information such as saved FTP credentials and browser cookies. It may also open a backdoor to await instructions from a remote attacker.
- The fourth most common threat family infecting computers in Kazakhstan in 4Q14 was [Win32/Vobfus](#), which was detected and removed from 1.5 of every 1,000 unique computers scanned by the MSRT. [Win32/Vobfus](#) is a family of worms that spreads via network drives and removable drives and download/executes arbitrary files. Downloaded files may include additional malware.

## Security software use

Recent releases of the MSRT collect and report details about the state of real-time antimalware software on a computer, if the computer's administrator has chosen to opt in to provide data to Microsoft. This telemetry data makes it possible to analyze security software usage patterns around the world and correlate them with infection rates.

A typical computer runs the MSRT three times each quarter, once for each monthly version of the tool that Microsoft releases. In the figure below, "Protected" represents computers that had real-time security software active and up-to-date every time the MSRT ran during a quarter; "Intermittently protected" represents computers that had security software active during one or more MSRT executions, but not all of them; and "Unprotected" represents computers that did not have security software active during any MSRT executions that quarter.

Percent of computers in Kazakhstan and worldwide protected by real-time security software in 4Q14



## Drive-by download sites

A *drive-by download* site is a website that hosts one or more exploits that target vulnerabilities in web browsers and browser add-ons. Users with vulnerable computers can be infected with malware simply by visiting such a website, even without attempting to download anything. Drive-by download pages are usually hosted on legitimate Web sites to which an attacker has posted exploit code. Attackers gain access to legitimate sites through intrusion or by posting malicious code to a poorly secured web form, like a comment field on a blog. Compromised sites can be hosted anywhere in the world and concern nearly any subject imaginable, making it difficult for even an experienced user to identify a compromised site from a list of search results.

Search engines such as Bing have taken a number of measures to help protect users from drive-by downloads. As Bing indexes the web, pages are assessed for malicious elements or malicious behavior. Clicking the link in the list of search results displays a prominent warning, saying that the page may contain malicious software.

At the end of 3Q14, Bing detected 0.35 drive-by download URLs for every 1,000 URLs hosted in Kazakhstan, compared to 0.41 worldwide. At the end of 4Q14, Bing detected 0.86 drive-by download URLs for every 1,000 URLs hosted in Kazakhstan, compared to 0.45 worldwide.

Drive-by download pages per 1,000 URLs hosted in Kazakhstan and worldwide

Metric	October 1, 2014	January 1, 2015
Drive-by download pages per 1,000 URLs, Kazakhstan	0.35	0.86
<i>Drive-by download pages per 1,000 URLs worldwide</i>	<i>0.41</i>	<i>0.45</i>



# Kenya

The statistics presented here are generated by Microsoft security programs and services running on computers in Kenya in 4Q14 and previous quarters. This data is provided from administrators or users who choose to opt in to provide data to Microsoft, using IP address geolocation to determine country or region.

On computers running real-time security software, most attempts by malware to infect computers are blocked before they succeed. Therefore, for a comprehensive understanding of the malware landscape, it's important to consider infection attempts that are blocked as well as infections that are removed. For this reason, Microsoft uses two different metrics to measure malware prevalence:

- *Encounter rate* is simply the percentage of computers running Microsoft real-time security products that report a malware encounter, whether the infection attempt succeeds or not.
- *Computers cleaned per mille*, or *CCM*, is an infection rate metric that is defined as the number of computers cleaned for every 1,000 unique computers executing the Malicious Software Removal Tool (MSRT), a free tool distributed through Microsoft update services that removes more than 200 highly prevalent or serious threats from computers.

Infection rate statistics for Kenya

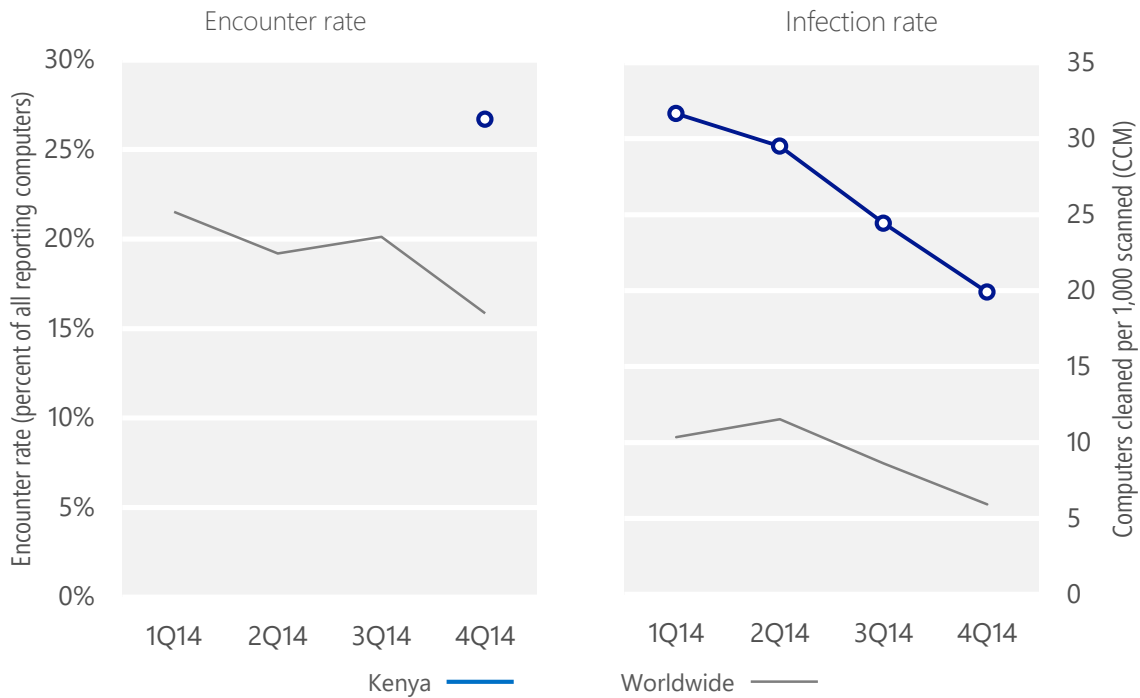
Metric	1Q14	2Q14	3Q14	4Q14
Encounter rate, Kenya	N/A	N/A	N/A	26.7%
Worldwide encounter rate	21.5%	19.2%	20.1%	15.9%
CCM, Kenya	31.6	29.5	24.4	19.9
Worldwide CCM	10.3	11.5	8.6	5.9

Encounter and infection rates reported here do not include totals for the Brantall, Filcoute, and Rotbrow malware families. See pages 57–64 of [Microsoft Security Intelligence Report, Volume 17](#) for an explanation of this decision.

## Encounter and infection rate trends

In 4Q14, 26.7% percent of computers in Kenya encountered malware, compared to the 4Q14 worldwide encounter rate of 15.9 percent. In addition, the MSRT detected and removed malware from 19.9 of every 1,000 unique computers scanned in Kenya in 4Q14 (a CCM score of 19.9, compared to the 4Q14 worldwide CCM of 5.9). The following figure shows the encounter and infection rate trends for Kenya over the last four quarters, compared to the world as a whole.

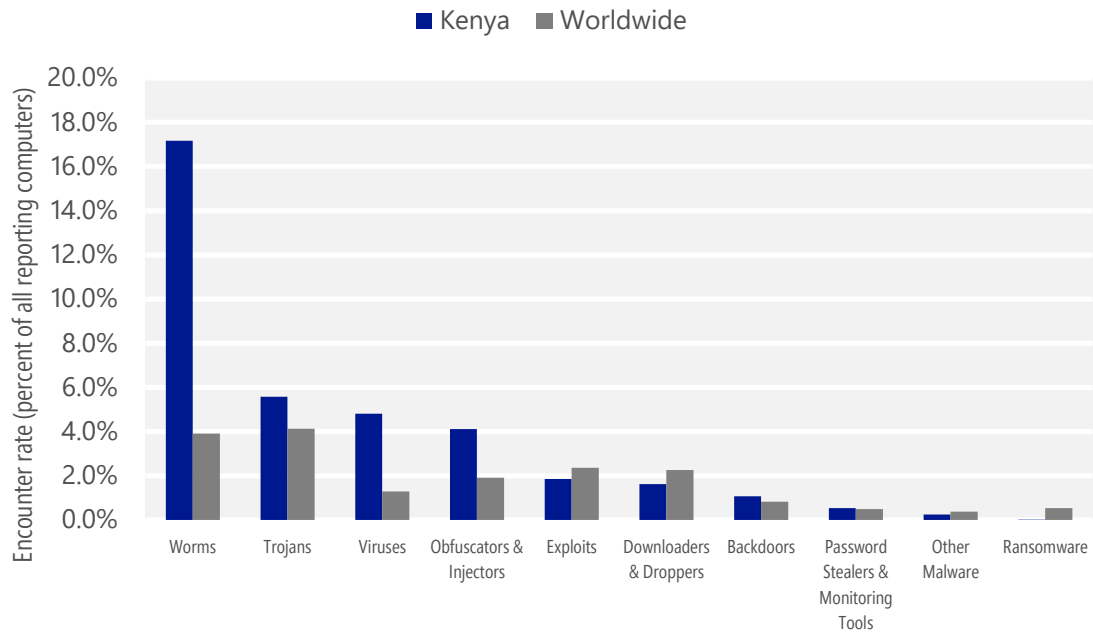
Malware encounter and infection rate trends in Kenya and worldwide



See the Worldwide Threat Assessment section of [Microsoft Security Intelligence Report, Volume 18](http://www.microsoft.com/sir) at [www.microsoft.com/sir](http://www.microsoft.com/sir) for more information about threats in Kenya and around the world, and for explanations of the methods and terms used here.

## Malware categories

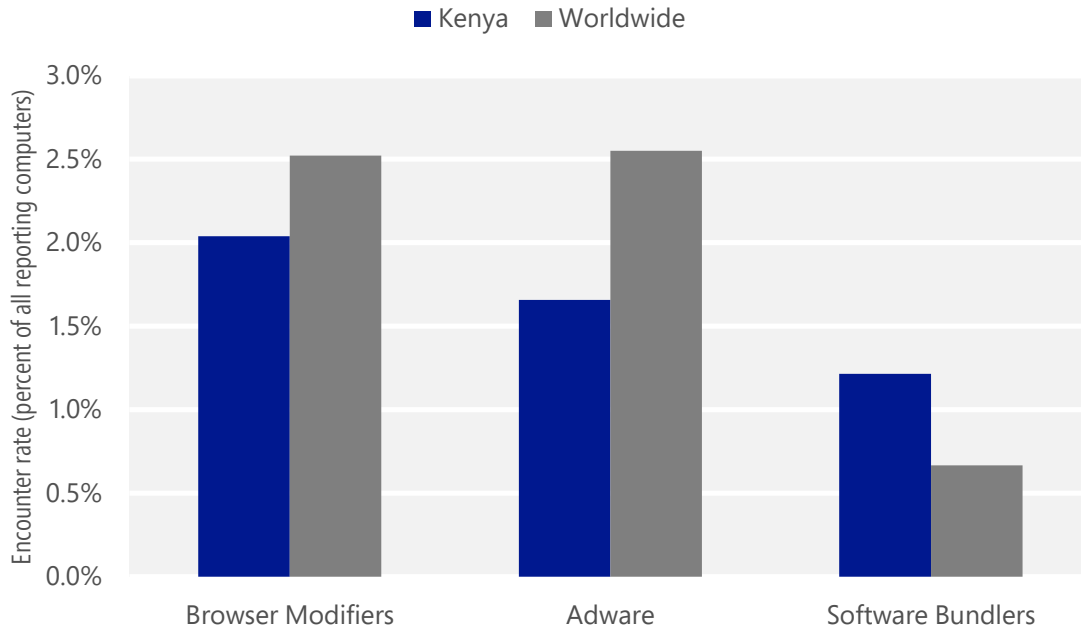
Malware encountered in Kenya in 4Q14, by category



- The most common malware category in Kenya in 4Q14 was Worms. It was encountered by 17.2 percent of all computers there, up from N/A percent in 3Q14.
- The second most common malware category in Kenya in 4Q14 was Trojans. It was encountered by 5.6 percent of all computers there, up from N/A percent in 3Q14.
- The third most common malware category in Kenya in 4Q14 was Viruses, which was encountered by 4.8 percent of all computers there, up from N/A percent in 3Q14.

## Unwanted software categories

Unwanted software encountered in Kenya in 4Q14, by category



- The most common unwanted software category in Kenya in 4Q14 was Browser Modifiers. It was encountered by 2.0 percent of all computers there, up from N/A percent in 3Q14.
- The second most common unwanted software category in Kenya in 4Q14 was Adware. It was encountered by 1.7 percent of all computers there, up from N/A percent in 3Q14.
- The third most common unwanted software category in Kenya in 4Q14 was Software Bundlers, which was encountered by 1.2 percent of all computers there, up from N/A percent in 3Q14.



## Top malware families by encounter rate

The most common malware families encountered in Kenya in 4Q14

	Family	Most significant category	% of reporting computers
1	<a href="#">VBS/Jenxcus</a>	Worms	7.1%
2	<a href="#">INF/Autorun</a>	Obfuscators & Injectors	6.7%
3	<a href="#">Win32/Gamarue</a>	Worms	6.3%
4	<a href="#">Win32/Copali</a>	Worms	3.4%
5	<a href="#">Win32/Sality</a>	Viruses	3.0%
6	<a href="#">Win32/Ippedo</a>	Worms	2.0%
7	<a href="#">Win32/Virut</a>	Viruses	2.0%
8	<a href="#">Win32/Comame</a>	Trojans	2.0%
9	<a href="#">Win32/CplLnk</a>	Exploits	1.4%
10	<a href="#">Win32/Ramnit</a>	Trojans	1.1%

- The most common malware family encountered in Kenya in 4Q14 was [VBS/Jenxcus](#), which was encountered by 7.1 percent of reporting computers there. [VBS/Jenxcus](#) is a worm that gives an attacker control of the computer. It is spread by infected removable drives, like USB flash drives. It can also be downloaded within a torrent file.
- The second most common malware family encountered in Kenya in 4Q14 was [INF/Autorun](#), which was encountered by 6.7 percent of reporting computers there. [INF/Autorun](#) is a family of worms that spreads by copying itself to the mapped drives of an infected computer. The mapped drives may include network or removable drives.
- The third most common malware family encountered in Kenya in 4Q14 was [Win32/Gamarue](#), which was encountered by 6.3 percent of reporting computers there. [Win32/Gamarue](#) is a worm that is commonly distributed via exploit kits and social engineering. Variants have been observed stealing information from the local computer and communicating with command-and-control (C&C) servers managed by attackers.
- The fourth most common malware family encountered in Kenya in 4Q14 was [Win32/Copali](#), which was encountered by 3.4 percent of reporting computers there. [Win32/Copali](#) is a family of worms that can download other malware, including PWS:Win32/Zbot. They spread through infected network and removable drives.

## Top unwanted software families by encounter rate

The most common unwanted software families encountered in Kenya in 4Q14

	Family	Most significant category	% of reporting computers
1	<a href="#">Win32/Couponruc</a>	Browser Modifiers	1.2%
2	<a href="#">Win32/Gofileexpress</a>	Software Bundlers	1.0%

- The most common unwanted software family encountered in Kenya in 4Q14 was [Win32/Couponruc](#), which was encountered by 1.2 percent of reporting computers there. [Win32/Couponruc](#) is a browser modifier that changes browser settings and may also modify some computer and Internet settings.
- The second most common unwanted software family encountered in Kenya in 4Q14 was [Win32/Gofileexpress](#), which was encountered by 1.0 percent of reporting computers there. [Win32/Gofileexpress](#) is a software bundler that installs other unwanted software, including Adware:Win32/Lollipop and Adware:Win32/CostMin.
- The third most common unwanted software family encountered in Kenya in 4Q14 was [N/A](#), which was encountered by percent of reporting computers there.

## Top threat families by infection rate

The most common malware families by infection rate in Kenya in 4Q14

	Family	Most significant category	Infection rate (CCM)
1	<a href="#">VBS/Jenxcus</a>	Worms	6.9
2	<a href="#">Win32/Gamarue</a>	Worms	6.2
3	<a href="#">Win32/Sality</a>	Viruses	4.9
4	<a href="#">Win32/Zbot</a>	Password Stealers & Monitoring Tools	0.8
5	<a href="#">Win32/Ramnit</a>	Trojans	0.7
6	<a href="#">Win32/Pramro</a>	Trojans	0.5
7	<a href="#">Win32/Parite</a>	Viruses	0.3
8	<a href="#">MSIL/Bladabindi</a>	Backdoors	0.3
9	<a href="#">Win32/Dorkbot</a>	Worms	0.2
10	<a href="#">Win32/Chir</a>	Viruses	0.2

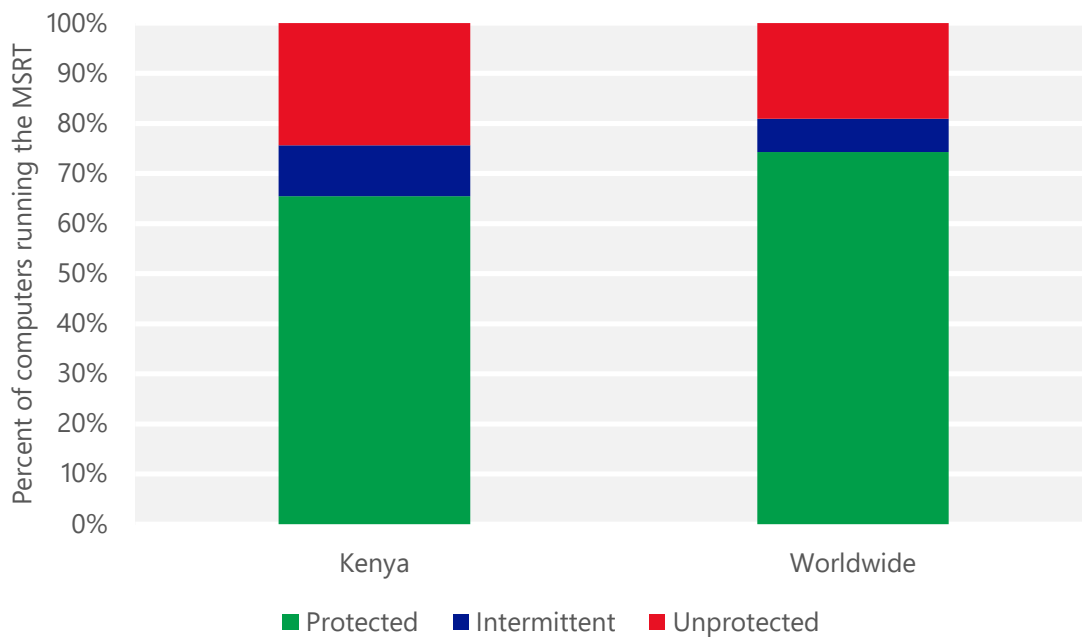
- The most common threat family infecting computers in Kenya in 4Q14 was [VBS/Jenxcus](#), which was detected and removed from 6.9 of every 1,000 unique computers scanned by the MSRT. [VBS/Jenxcus](#) is a worm that gives an attacker control of the computer. It is spread by infected removable drives, like USB flash drives. It can also be downloaded within a torrent file.
- The second most common threat family infecting computers in Kenya in 4Q14 was [Win32/Gamarue](#), which was detected and removed from 6.2 of every 1,000 unique computers scanned by the MSRT. [Win32/Gamarue](#) is a worm that is commonly distributed via exploit kits and social engineering. Variants have been observed stealing information from the local computer and communicating with command-and-control (C&C) servers managed by attackers.
- The third most common threat family infecting computers in Kenya in 4Q14 was [Win32/Sality](#), which was detected and removed from 4.9 of every 1,000 unique computers scanned by the MSRT. [Win32/Sality](#) is a family of polymorphic file infectors that target executable files with the extensions .scr or .exe. They may execute a damaging payload that deletes files with certain extensions and terminates security-related processes and services.
- The fourth most common threat family infecting computers in Kenya in 4Q14 was [Win32/Zbot](#), which was detected and removed from 0.8 of every 1,000 unique computers scanned by the MSRT. [Win32/Zbot](#) is a family of password stealing trojans that also contains backdoor functionality allowing unauthorized access and control of an affected computer.

## Security software use

Recent releases of the MSRT collect and report details about the state of real-time antimalware software on a computer, if the computer's administrator has chosen to opt in to provide data to Microsoft. This telemetry data makes it possible to analyze security software usage patterns around the world and correlate them with infection rates.

A typical computer runs the MSRT three times each quarter, once for each monthly version of the tool that Microsoft releases. In the figure below, "Protected" represents computers that had real-time security software active and up-to-date every time the MSRT ran during a quarter; "Intermittently protected" represents computers that had security software active during one or more MSRT executions, but not all of them; and "Unprotected" represents computers that did not have security software active during any MSRT executions that quarter.

Percent of computers in Kenya and worldwide protected by real-time security software in 4Q14



## Drive-by download sites

A *drive-by download* site is a website that hosts one or more exploits that target vulnerabilities in web browsers and browser add-ons. Users with vulnerable computers can be infected with malware simply by visiting such a website, even without attempting to download anything. Drive-by download pages are usually hosted on legitimate Web sites to which an attacker has posted exploit code. Attackers gain access to legitimate sites through intrusion or by posting malicious code to a poorly secured web form, like a comment field on a blog. Compromised sites can be hosted anywhere in the world and concern nearly any subject imaginable, making it difficult for even an experienced user to identify a compromised site from a list of search results.

Search engines such as Bing have taken a number of measures to help protect users from drive-by downloads. As Bing indexes the web, pages are assessed for malicious elements or malicious behavior. Clicking the link in the list of search results displays a prominent warning, saying that the page may contain malicious software.

At the end of 3Q14, Bing detected 3.67 drive-by download URLs for every 1,000 URLs hosted in Kenya, compared to 0.41 worldwide. At the end of 4Q14, Bing detected 1.83 drive-by download URLs for every 1,000 URLs hosted in Kenya, compared to 0.45 worldwide.

Drive-by download pages per 1,000 URLs hosted in Kenya and worldwide

Metric	October 1, 2014	January 1, 2015
Drive-by download pages per 1,000 URLs, Kenya	3.67	1.83
<i>Drive-by download pages per 1,000 URLs worldwide</i>	<i>0.41</i>	<i>0.45</i>



# Korea

The statistics presented here are generated by Microsoft security programs and services running on computers in Korea in 4Q14 and previous quarters. This data is provided from administrators or users who choose to opt in to provide data to Microsoft, using IP address geolocation to determine country or region.

On computers running real-time security software, most attempts by malware to infect computers are blocked before they succeed. Therefore, for a comprehensive understanding of the malware landscape, it's important to consider infection attempts that are blocked as well as infections that are removed. For this reason, Microsoft uses two different metrics to measure malware prevalence:

- *Encounter rate* is simply the percentage of computers running Microsoft real-time security products that report a malware encounter, whether the infection attempt succeeds or not.
- *Computers cleaned per mille*, or *CCM*, is an infection rate metric that is defined as the number of computers cleaned for every 1,000 unique computers executing the Malicious Software Removal Tool (MSRT), a free tool distributed through Microsoft update services that removes more than 200 highly prevalent or serious threats from computers.

Infection rate statistics for Korea

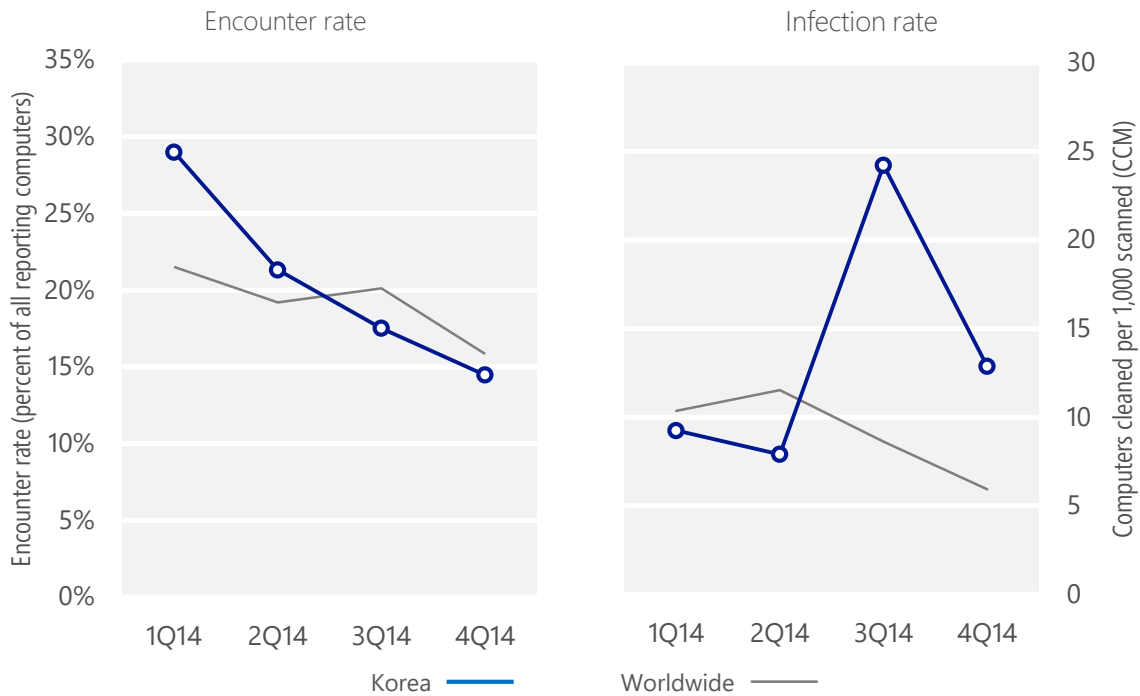
Metric	1Q14	2Q14	3Q14	4Q14
Encounter rate, Korea	29.0%	21.3%	17.5%	14.5%
Worldwide encounter rate	21.5%	19.2%	20.1%	15.9%
CCM, Korea	9.2	7.9	24.2	12.9
Worldwide CCM	10.3	11.5	8.6	5.9

Encounter and infection rates reported here do not include totals for the Brantall, Filcoute, and Rotbrow malware families. See pages 57–64 of [Microsoft Security Intelligence Report, Volume 17](#) for an explanation of this decision.

## Encounter and infection rate trends

In 4Q14, 14.5% percent of computers in Korea encountered malware, compared to the 4Q14 worldwide encounter rate of 15.9 percent. In addition, the MSRT detected and removed malware from 12.9 of every 1,000 unique computers scanned in Korea in 4Q14 (a CCM score of 12.9, compared to the 4Q14 worldwide CCM of 5.9). The following figure shows the encounter and infection rate trends for Korea over the last four quarters, compared to the world as a whole.

Malware encounter and infection rate trends in Korea and worldwide

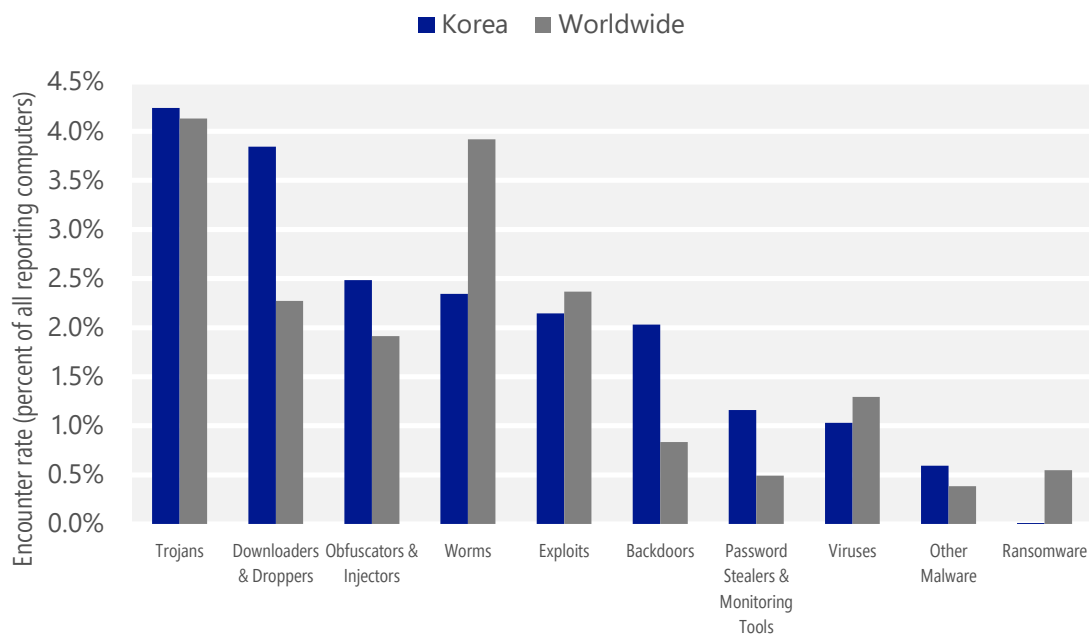


See the Worldwide Threat Assessment section of [Microsoft Security Intelligence Report, Volume 18](http://www.microsoft.com/sir) at [www.microsoft.com/sir](http://www.microsoft.com/sir) for more information about threats in Korea and around the world, and for explanations of the methods and terms used here.



## Malware categories

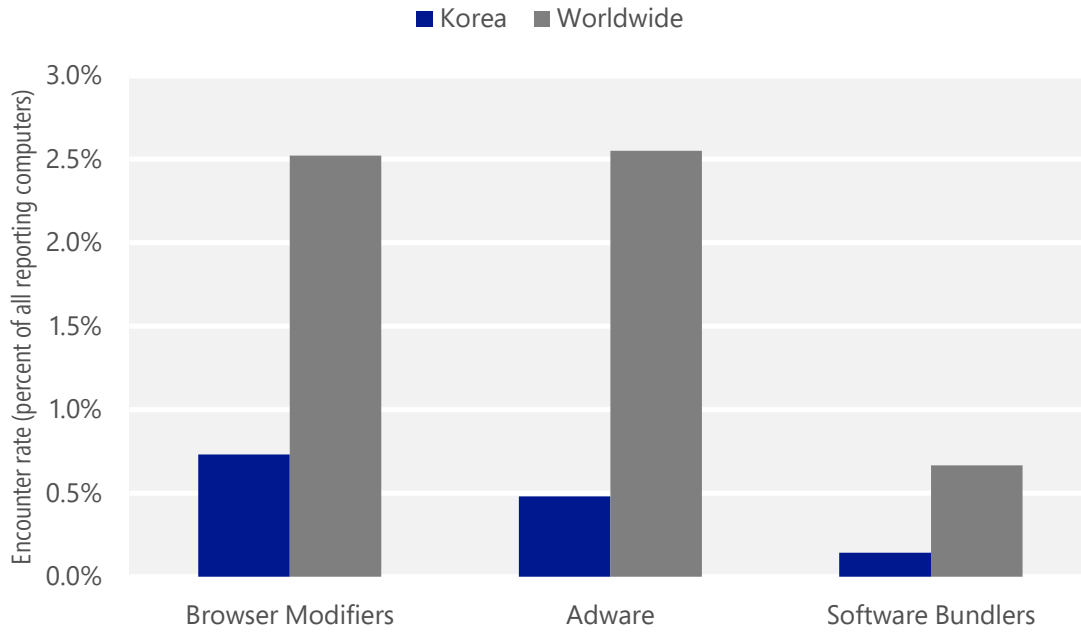
Malware encountered in Korea in 4Q14, by category



- The most common malware category in Korea in 4Q14 was Trojans. It was encountered by 4.2 percent of all computers there, down from 5.9 percent in 3Q14.
- The second most common malware category in Korea in 4Q14 was Downloaders & Droppers. It was encountered by 3.8 percent of all computers there, down from 5.6 percent in 3Q14.
- The third most common malware category in Korea in 4Q14 was Obfuscators & Injectors, which was encountered by 2.5 percent of all computers there, down from 3.0 percent in 3Q14.

## Unwanted software categories

Unwanted software encountered in Korea in 4Q14, by category



- The most common unwanted software category in Korea in 4Q14 was Browser Modifiers. It was encountered by 0.7 percent of all computers there, down from 2.1 percent in 3Q14.
- The second most common unwanted software category in Korea in 4Q14 was Adware. It was encountered by 0.5 percent of all computers there, up from 0.1 percent in 3Q14.
- The third most common unwanted software category in Korea in 4Q14 was Software Bundlers, which was encountered by 0.1 percent of all computers there, up from 0.1 percent in 3Q14.

## Top malware families by encounter rate

The most common malware families encountered in Korea in 4Q14

	Family	Most significant category	% of reporting computers
1	<a href="#">Win32/Obfuscator</a>	Obfuscators & Injectors	2.0%
2	<a href="#">Win32/Enterok</a>	Downloaders & Droppers	2.0%
3	<a href="#">VBS/CVE-2014-6332</a>	Exploits	1.1%
4	<a href="#">Win32/Xtrat</a>	Backdoors	0.9%
5	<a href="#">Win32/OnLineGames</a>	Password Stealers & Monitoring Tools	0.9%
6	<a href="#">Win32/Small</a>	Backdoors	0.7%
7	<a href="#">INF/Autorun</a>	Obfuscators & Injectors	0.6%
8	<a href="#">Win32/Estiwir</a>	Trojans	0.6%
9	<a href="#">Win32/Msidebar</a>	Trojans	0.6%
10	<a href="#">Win32/Dynamer</a>	Trojans	0.6%

- The most common malware family encountered in Korea in 4Q14 was [Win32/Obfuscator](#), which was encountered by 2.0 percent of reporting computers there. [Win32/Obfuscator](#) is a generic detection for programs that have had their purpose disguised to hinder analysis or detection by antivirus scanners. Such programs commonly employ a combination of methods, including encryption, compression, anti-debugging and anti-emulation techniques.
- The second most common malware family encountered in Korea in 4Q14 was [Win32/Enterok](#), which was encountered by 2.0 percent of reporting computers there.
- The third most common malware family encountered in Korea in 4Q14 was [VBS/CVE-2014-6332](#), which was encountered by 1.1 percent of reporting computers there. [VBS/CVE-2014-6332](#) is a detection for threats that use a vulnerability in Windows to download and run files on the computer, including other malware. Microsoft addressed the vulnerability with Security Bulletin MS14-064 in November 2014.
- The fourth most common malware family encountered in Korea in 4Q14 was [Win32/Xtrat](#), which was encountered by 0.9 percent of reporting computers there. [Win32/Xtrat](#) is a threat that can install other malware on the computer, including malware that can record passwords, take pictures with a webcam, and steal personal information. It spreads by copying itself to removable drives, and might be downloaded from file sharing websites.

## Top unwanted software families by encounter rate

The most common unwanted software families encountered in Korea in 4Q14

	Family	Most significant category	% of reporting computers
1	<a href="#">Win32/Couponruc</a>	Browser Modifiers	0.4%
2	<a href="#">Win32/Defaulttab</a>	Browser Modifiers	0.2%
3	<a href="#">Win32/Hebogo</a>	Adware	0.2%
4	<a href="#">Win32/Costmin</a>	Adware	0.1%
5	<a href="#">Win32/BetterSurf</a>	Adware	0.1%

- The most common unwanted software family encountered in Korea in 4Q14 was [Win32/Couponruc](#), which was encountered by 0.4 percent of reporting computers there. [Win32/Couponruc](#) is a browser modifier that changes browser settings and may also modify some computer and Internet settings.
- The second most common unwanted software family encountered in Korea in 4Q14 was [Win32/Defaulttab](#), which was encountered by 0.2 percent of reporting computers there. [Win32/Defaulttab](#) is a browser modifier that redirects web browser searches and prevents the user from changing browser settings.
- The third most common unwanted software family encountered in Korea in 4Q14 was [Win32/Hebogo](#), which was encountered by 0.2 percent of reporting computers there. [Win32/Hebogo](#) is a program that offers language conversion features within Windows Internet Explorer. It may open pop-up advertisements based on web browsing habits.

## Top threat families by infection rate

The most common malware families by infection rate in Korea in 4Q14

	Family	Most significant category	Infection rate (CCM)
1	<a href="#">Win32/Onescan</a>	Other Malware	7.1
2	<a href="#">Win32/Nitol</a>	Other Malware	2.7
3	<a href="#">VBS/Jenxcus</a>	Worms	0.6
4	<a href="#">Win32/Sensode</a>	Backdoors	0.5
5	<a href="#">Win32/Pluzoks</a>	Downloaders & Droppers	0.3
6	<a href="#">MSIL/Bladabindi</a>	Backdoors	0.2
7	<a href="#">Win32/Parite</a>	Viruses	0.2
8	<a href="#">Win32/Taterf</a>	Worms	0.2
9	<a href="#">Win32/Banker</a>	Trojans	0.2
10	<a href="#">Win32/Frethog</a>	Password Stealers & Monitoring Tools	0.2

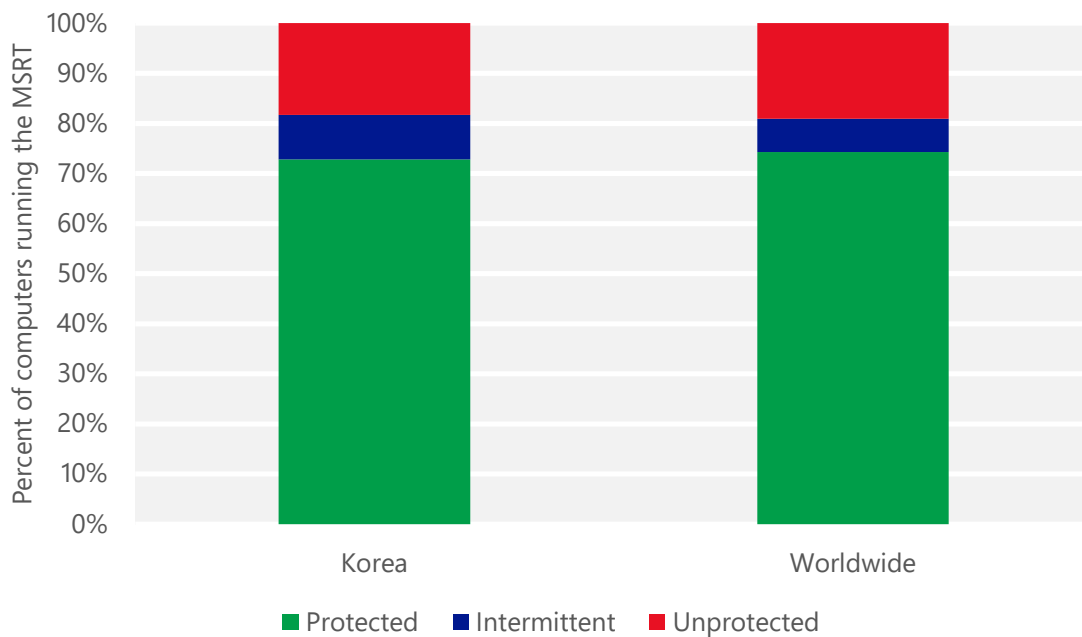
- The most common threat family infecting computers in Korea in 4Q14 was [Win32/Onescan](#), which was detected and removed from 7.1 of every 1,000 unique computers scanned by the MSRT. [Win32/Onescan](#) is a Korean-language rogue security software family distributed under the names One Scan, Siren114, EnPrivacy, PC Trouble, Smart Vaccine, and many others.
- The second most common threat family infecting computers in Korea in 4Q14 was [Win32/Nitol](#), which was detected and removed from 2.7 of every 1,000 unique computers scanned by the MSRT. [Win32/Nitol](#) is a family of trojans that perform DDoS (distributed denial of service) attacks, allow backdoor access and control, download and run files, and perform a number of other malicious activities on the computer.
- The third most common threat family infecting computers in Korea in 4Q14 was [VBS/Jenxcus](#), which was detected and removed from 0.6 of every 1,000 unique computers scanned by the MSRT. [VBS/Jenxcus](#) is a worm that gives an attacker control of the computer. It is spread by infected removable drives, like USB flash drives. It can also be downloaded within a torrent file.
- The fourth most common threat family infecting computers in Korea in 4Q14 was [Win32/Sensode](#), which was detected and removed from 0.5 of every 1,000 unique computers scanned by the MSRT.

## Security software use

Recent releases of the MSRT collect and report details about the state of real-time antimalware software on a computer, if the computer's administrator has chosen to opt in to provide data to Microsoft. This telemetry data makes it possible to analyze security software usage patterns around the world and correlate them with infection rates.

A typical computer runs the MSRT three times each quarter, once for each monthly version of the tool that Microsoft releases. In the figure below, "Protected" represents computers that had real-time security software active and up-to-date every time the MSRT ran during a quarter; "Intermittently protected" represents computers that had security software active during one or more MSRT executions, but not all of them; and "Unprotected" represents computers that did not have security software active during any MSRT executions that quarter.

Percent of computers in Korea and worldwide protected by real-time security software in 4Q14



Drive-by download sites

A *drive-by download* site is a website that hosts one or more exploits that target vulnerabilities in web browsers and browser add-ons. Users with vulnerable computers can be infected with malware simply by visiting such a website, even without attempting to download anything. Drive-by download pages are usually hosted on legitimate Web sites to which an attacker has posted exploit code. Attackers gain access to legitimate sites through intrusion or by posting malicious code to a poorly secured web form, like a comment field on a blog. Compromised sites can be hosted anywhere in the world and concern nearly any subject imaginable, making it difficult for even an experienced user to identify a compromised site from a list of search results.

Search engines such as Bing have taken a number of measures to help protect users from drive-by downloads. As Bing indexes the web, pages are assessed for malicious elements or malicious behavior. Clicking the link in the list of search results displays a prominent warning, saying that the page may contain malicious software.

At the end of 3Q14, Bing detected 0.36 drive-by download URLs for every 1,000 URLs hosted in Korea, compared to 0.41 worldwide. At the end of 4Q14, Bing detected 0.45 drive-by download URLs for every 1,000 URLs hosted in Korea, compared to 0.45 worldwide.

Drive-by download pages per 1,000 URLs hosted in Korea and worldwide

Metric	October 1, 2014	January 1, 2015
Drive-by download pages per 1,000 URLs, Korea	0.36	0.45
Drive-by download pages per 1,000 URLs worldwide	0.41	0.45





# Kuwait

The statistics presented here are generated by Microsoft security programs and services running on computers in Kuwait in 4Q14 and previous quarters. This data is provided from administrators or users who choose to opt in to provide data to Microsoft, using IP address geolocation to determine country or region.

On computers running real-time security software, most attempts by malware to infect computers are blocked before they succeed. Therefore, for a comprehensive understanding of the malware landscape, it's important to consider infection attempts that are blocked as well as infections that are removed. For this reason, Microsoft uses two different metrics to measure malware prevalence:

- *Encounter rate* is simply the percentage of computers running Microsoft real-time security products that report a malware encounter, whether the infection attempt succeeds or not.
- *Computers cleaned per mille*, or *CCM*, is an infection rate metric that is defined as the number of computers cleaned for every 1,000 unique computers executing the Malicious Software Removal Tool (MSRT), a free tool distributed through Microsoft update services that removes more than 200 highly prevalent or serious threats from computers.

Infection rate statistics for Kuwait

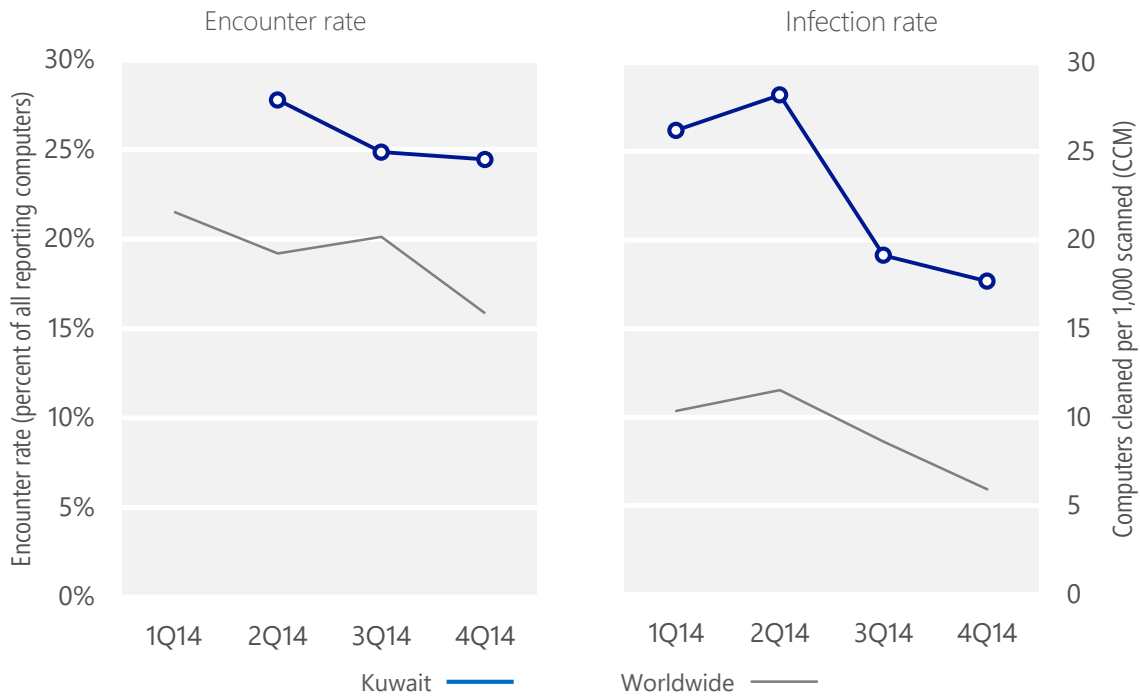
Metric	1Q14	2Q14	3Q14	4Q14
Encounter rate, Kuwait	N/A	27.8%	24.9%	24.4%
Worldwide encounter rate	21.5%	19.2%	20.1%	15.9%
CCM, Kuwait	26.2	28.2	19.1	17.7
Worldwide CCM	10.3	11.5	8.6	5.9

Encounter and infection rates reported here do not include totals for the Brantall, Filcoute, and Rotbrow malware families. See pages 57–64 of [Microsoft Security Intelligence Report, Volume 17](#) for an explanation of this decision.

## Encounter and infection rate trends

In 4Q14, 24.4% percent of computers in Kuwait encountered malware, compared to the 4Q14 worldwide encounter rate of 15.9 percent. In addition, the MSRT detected and removed malware from 17.7 of every 1,000 unique computers scanned in Kuwait in 4Q14 (a CCM score of 17.7, compared to the 4Q14 worldwide CCM of 5.9). The following figure shows the encounter and infection rate trends for Kuwait over the last four quarters, compared to the world as a whole.

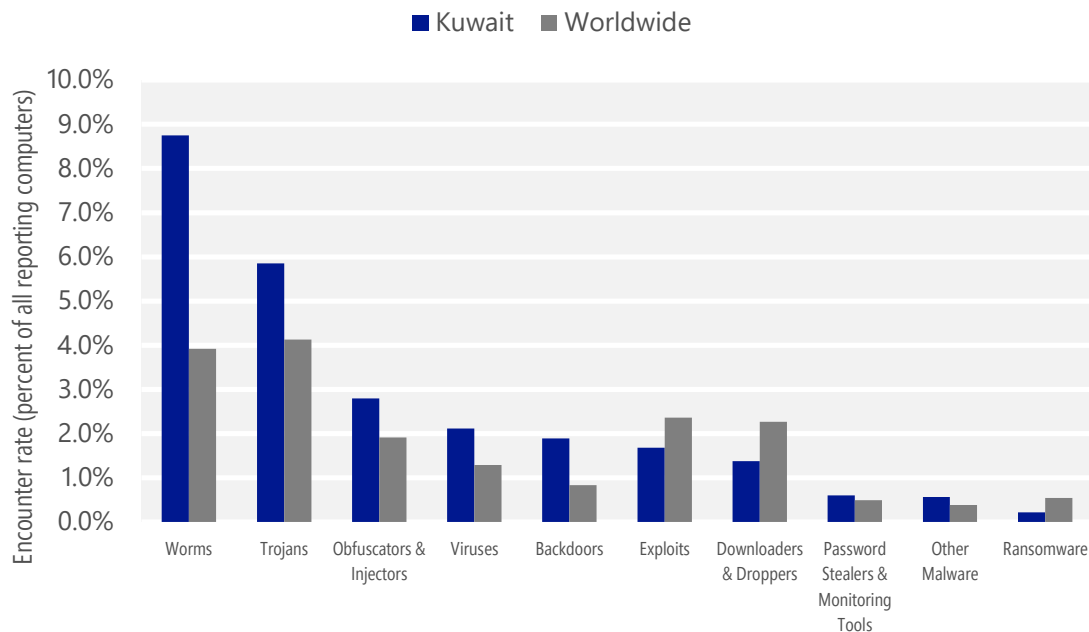
Malware encounter and infection rate trends in Kuwait and worldwide



See the Worldwide Threat Assessment section of [Microsoft Security Intelligence Report, Volume 18](http://www.microsoft.com/sir) at [www.microsoft.com/sir](http://www.microsoft.com/sir) for more information about threats in Kuwait and around the world, and for explanations of the methods and terms used here.

## Malware categories

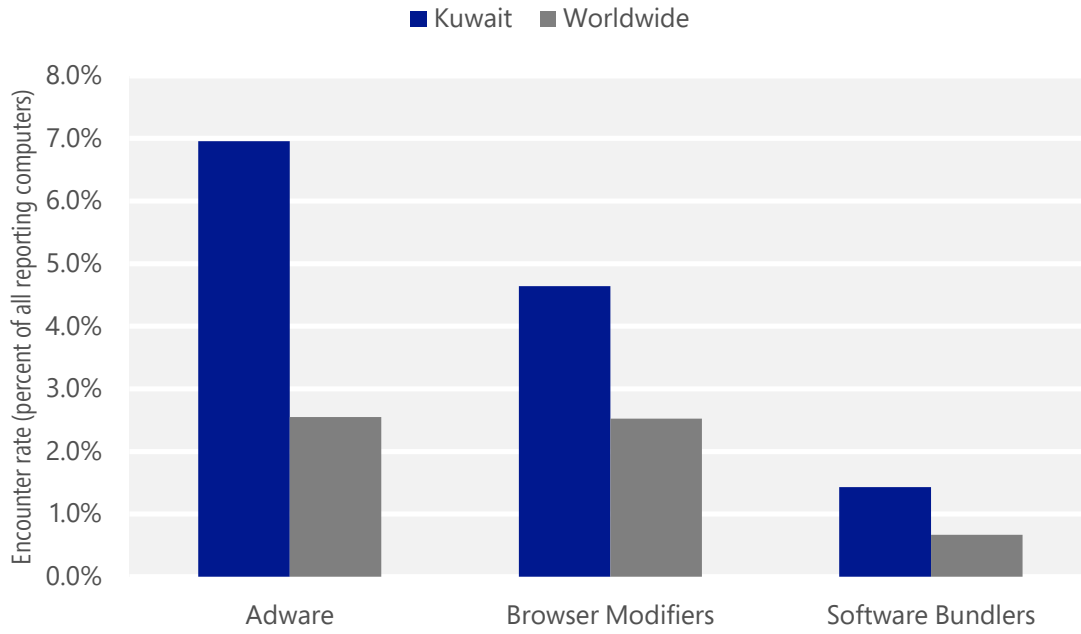
Malware encountered in Kuwait in 4Q14, by category



- The most common malware category in Kuwait in 4Q14 was Worms. It was encountered by 8.7 percent of all computers there, up from 8.0 percent in 3Q14.
- The second most common malware category in Kuwait in 4Q14 was Trojans. It was encountered by 5.9 percent of all computers there, down from 7.6 percent in 3Q14.
- The third most common malware category in Kuwait in 4Q14 was Obfuscators & Injectors, which was encountered by 2.8 percent of all computers there, down from 2.9 percent in 3Q14.

## Unwanted software categories

Unwanted software encountered in Kuwait in 4Q14, by category



- The most common unwanted software category in Kuwait in 4Q14 was Adware. It was encountered by 7.0 percent of all computers there, down from 8.0 percent in 3Q14.
- The second most common unwanted software category in Kuwait in 4Q14 was Browser Modifiers. It was encountered by 4.6 percent of all computers there, up from 1.2 percent in 3Q14.
- The third most common unwanted software category in Kuwait in 4Q14 was Software Bundlers, which was encountered by 1.4 percent of all computers there, up from 0.2 percent in 3Q14.

## Top malware families by encounter rate

The most common malware families encountered in Kuwait in 4Q14

	Family	Most significant category	% of reporting computers
1	<a href="#">VBS/Jenxcus</a>	Worms	3.2%
2	<a href="#">Win32/Gamarue</a>	Worms	2.4%
3	<a href="#">INF/Autorun</a>	Obfuscators & Injectors	2.2%
4	<a href="#">Win32/Sality</a>	Viruses	1.0%
5	<a href="#">Win32/Vermis</a>	Worms	1.0%
6	<a href="#">Win32/Startpage</a>	Trojans	1.0%
7	<a href="#">Win32/Obfuscator</a>	Obfuscators & Injectors	0.9%
8	<a href="#">MSIL/Bladabindi</a>	Backdoors	0.8%

- The most common malware family encountered in Kuwait in 4Q14 was [VBS/Jenxcus](#), which was encountered by 3.2 percent of reporting computers there. [VBS/Jenxcus](#) is a worm that gives an attacker control of the computer. It is spread by infected removable drives, like USB flash drives. It can also be downloaded within a torrent file.
- The second most common malware family encountered in Kuwait in 4Q14 was [Win32/Gamarue](#), which was encountered by 2.4 percent of reporting computers there. [Win32/Gamarue](#) is a worm that is commonly distributed via exploit kits and social engineering. Variants have been observed stealing information from the local computer and communicating with command-and-control (C&C) servers managed by attackers.
- The third most common malware family encountered in Kuwait in 4Q14 was [INF/Autorun](#), which was encountered by 2.2 percent of reporting computers there. [INF/Autorun](#) is a family of worms that spreads by copying itself to the mapped drives of an infected computer. The mapped drives may include network or removable drives.
- The fourth most common malware family encountered in Kuwait in 4Q14 was [Win32/Sality](#), which was encountered by 1.0 percent of reporting computers there. [Win32/Sality](#) is a family of polymorphic file infectors that target executable files with the extensions .scr or .exe. They may execute a damaging payload that deletes files with certain extensions and terminates security-related processes and services.

## Top unwanted software families by encounter rate

The most common unwanted software families encountered in Kuwait in 4Q14

	Family	Most significant category	% of reporting computers
1	<a href="#">Win32/Brya</a>	Adware	4.1%
2	<a href="#">Win32/Couponruc</a>	Browser Modifiers	3.0%
3	<a href="#">Win32/BetterSurf</a>	Adware	1.5%
4	<a href="#">Win32/Defaulttab</a>	Browser Modifiers	1.5%
5	<a href="#">Win32/Costmin</a>	Adware	1.2%

- The most common unwanted software family encountered in Kuwait in 4Q14 was [Win32/Brya](#), which was encountered by 4.1 percent of reporting computers there. [Win32/Brya](#) is a program that shows ads that the user cannot control as they browse the web. It does not have a working uninstaller.
- The second most common unwanted software family encountered in Kuwait in 4Q14 was [Win32/Couponruc](#), which was encountered by 3.0 percent of reporting computers there. [Win32/Couponruc](#) is a browser modifier that changes browser settings and may also modify some computer and Internet settings.
- The third most common unwanted software family encountered in Kuwait in 4Q14 was [Win32/BetterSurf](#), which was encountered by 1.5 percent of reporting computers there. [Win32/BetterSurf](#) is adware that displays unwanted ads on search engine results pages and other websites. It may be included with software bundles that offer free applications or games.

## Top threat families by infection rate

The most common malware families by infection rate in Kuwait in 4Q14

	Family	Most significant category	Infection rate (CCM)
1	<a href="#">VBS/Jenxcus</a>	Worms	5.0
2	<a href="#">Win32/Gamarue</a>	Worms	3.2
3	<a href="#">Win32/Sality</a>	Viruses	2.5
4	<a href="#">MSIL/Bladabindi</a>	Backdoors	1.3
5	<a href="#">Win32/Vobfus</a>	Worms	0.9
6	<a href="#">Win32/Dorkbot</a>	Worms	0.9
7	<a href="#">Win32/Brontok</a>	Worms	0.7
8	<a href="#">Win32/Ramnit</a>	Trojans	0.6
9	<a href="#">Win32/Nugel</a>	Worms	0.5
10	<a href="#">Win32/Pramro</a>	Trojans	0.4

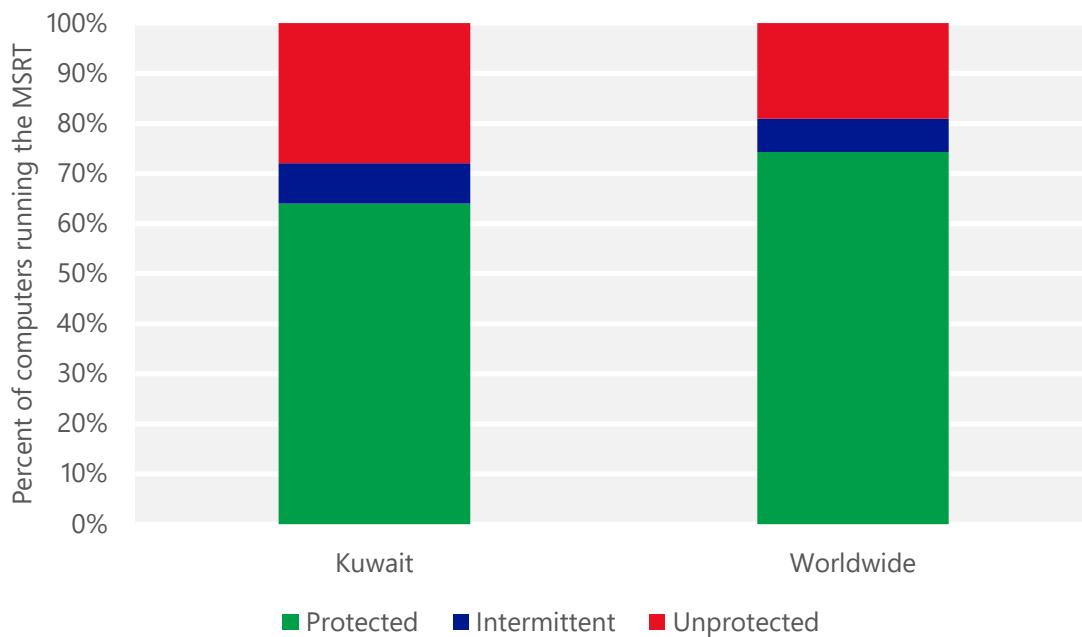
- The most common threat family infecting computers in Kuwait in 4Q14 was [VBS/Jenxcus](#), which was detected and removed from 5.0 of every 1,000 unique computers scanned by the MSRT. [VBS/Jenxcus](#) is a worm that gives an attacker control of the computer. It is spread by infected removable drives, like USB flash drives. It can also be downloaded within a torrent file.
- The second most common threat family infecting computers in Kuwait in 4Q14 was [Win32/Gamarue](#), which was detected and removed from 3.2 of every 1,000 unique computers scanned by the MSRT. [Win32/Gamarue](#) is a worm that is commonly distributed via exploit kits and social engineering. Variants have been observed stealing information from the local computer and communicating with command-and-control (C&C) servers managed by attackers.
- The third most common threat family infecting computers in Kuwait in 4Q14 was [Win32/Sality](#), which was detected and removed from 2.5 of every 1,000 unique computers scanned by the MSRT. [Win32/Sality](#) is a family of polymorphic file infectors that target executable files with the extensions .scr or .exe. They may execute a damaging payload that deletes files with certain extensions and terminates security-related processes and services.
- The fourth most common threat family infecting computers in Kuwait in 4Q14 was [MSIL/Bladabindi](#), which was detected and removed from 1.3 of every 1,000 unique computers scanned by the MSRT. [MSIL/Bladabindi](#) is a family of backdoors created by a malicious hacker tool called NJ Rat. The can steal sensitive information, download other malware, and allow backdoor access to an infected computer.

## Security software use

Recent releases of the MSRT collect and report details about the state of real-time antimalware software on a computer, if the computer's administrator has chosen to opt in to provide data to Microsoft. This telemetry data makes it possible to analyze security software usage patterns around the world and correlate them with infection rates.

A typical computer runs the MSRT three times each quarter, once for each monthly version of the tool that Microsoft releases. In the figure below, "Protected" represents computers that had real-time security software active and up-to-date every time the MSRT ran during a quarter; "Intermittently protected" represents computers that had security software active during one or more MSRT executions, but not all of them; and "Unprotected" represents computers that did not have security software active during any MSRT executions that quarter.

Percent of computers in Kuwait and worldwide protected by real-time security software in 4Q14





## Drive-by download sites

A *drive-by download* site is a website that hosts one or more exploits that target vulnerabilities in web browsers and browser add-ons. Users with vulnerable computers can be infected with malware simply by visiting such a website, even without attempting to download anything. Drive-by download pages are usually hosted on legitimate Web sites to which an attacker has posted exploit code. Attackers gain access to legitimate sites through intrusion or by posting malicious code to a poorly secured web form, like a comment field on a blog. Compromised sites can be hosted anywhere in the world and concern nearly any subject imaginable, making it difficult for even an experienced user to identify a compromised site from a list of search results.

Search engines such as Bing have taken a number of measures to help protect users from drive-by downloads. As Bing indexes the web, pages are assessed for malicious elements or malicious behavior. Clicking the link in the list of search results displays a prominent warning, saying that the page may contain malicious software.

At the end of 3Q14, Bing detected 0.00 drive-by download URLs for every 1,000 URLs hosted in Kuwait, compared to 0.41 worldwide. At the end of 4Q14, Bing detected 0.01 drive-by download URLs for every 1,000 URLs hosted in Kuwait, compared to 0.45 worldwide.

Drive-by download pages per 1,000 URLs hosted in Kuwait and worldwide

Metric	October 1, 2014	January 1, 2015
Drive-by download pages per 1,000 URLs, Kuwait	0.00	0.01
<i>Drive-by download pages per 1,000 URLs worldwide</i>	<i>0.41</i>	<i>0.45</i>



# Latvia

The statistics presented here are generated by Microsoft security programs and services running on computers in Latvia in 4Q14 and previous quarters. This data is provided from administrators or users who choose to opt in to provide data to Microsoft, using IP address geolocation to determine country or region.

On computers running real-time security software, most attempts by malware to infect computers are blocked before they succeed. Therefore, for a comprehensive understanding of the malware landscape, it's important to consider infection attempts that are blocked as well as infections that are removed. For this reason, Microsoft uses two different metrics to measure malware prevalence:

- *Encounter rate* is simply the percentage of computers running Microsoft real-time security products that report a malware encounter, whether the infection attempt succeeds or not.
- *Computers cleaned per mille*, or *CCM*, is an infection rate metric that is defined as the number of computers cleaned for every 1,000 unique computers executing the Malicious Software Removal Tool (MSRT), a free tool distributed through Microsoft update services that removes more than 200 highly prevalent or serious threats from computers.

Infection rate statistics for Latvia

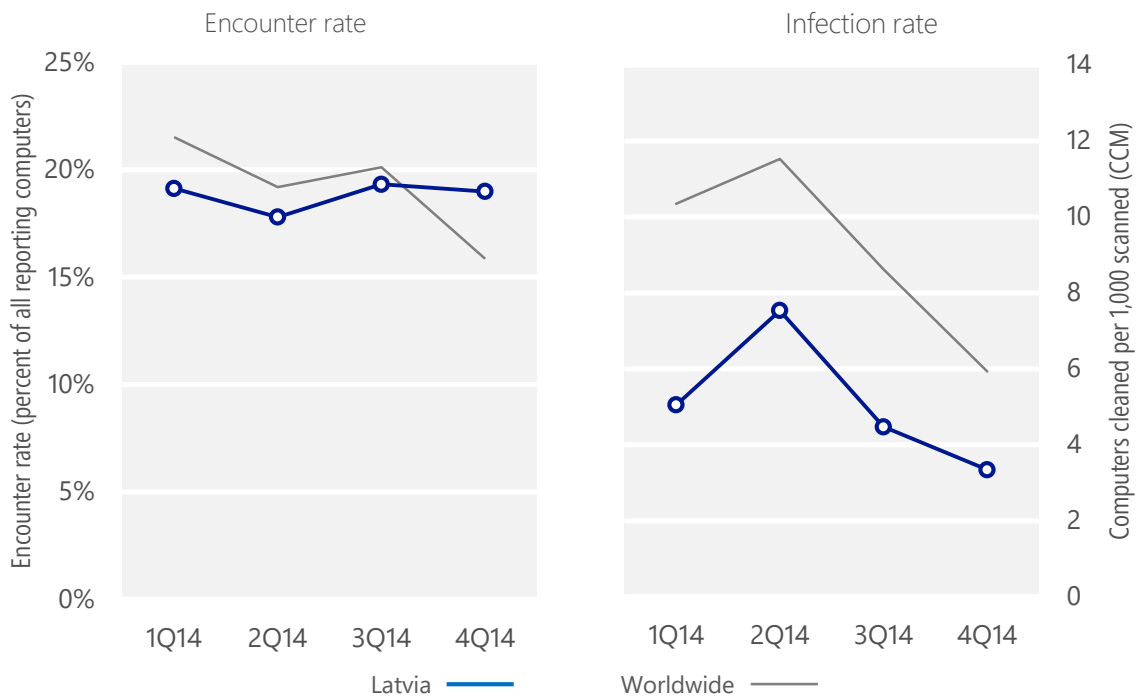
Metric	1Q14	2Q14	3Q14	4Q14
Encounter rate, Latvia	19.1%	17.8%	19.3%	19.0%
Worldwide encounter rate	21.5%	19.2%	20.1%	15.9%
CCM, Latvia	5.1	7.5	4.5	3.3
Worldwide CCM	10.3	11.5	8.6	5.9

Encounter and infection rates reported here do not include totals for the Brantall, Filcoute, and Rotbrow malware families. See pages 57–64 of [Microsoft Security Intelligence Report, Volume 17](#) for an explanation of this decision.

## Encounter and infection rate trends

In 4Q14, 19.0% percent of computers in Latvia encountered malware, compared to the 4Q14 worldwide encounter rate of 15.9 percent. In addition, the MSRT detected and removed malware from 3.3 of every 1,000 unique computers scanned in Latvia in 4Q14 (a CCM score of 3.3, compared to the 4Q14 worldwide CCM of 5.9). The following figure shows the encounter and infection rate trends for Latvia over the last four quarters, compared to the world as a whole.

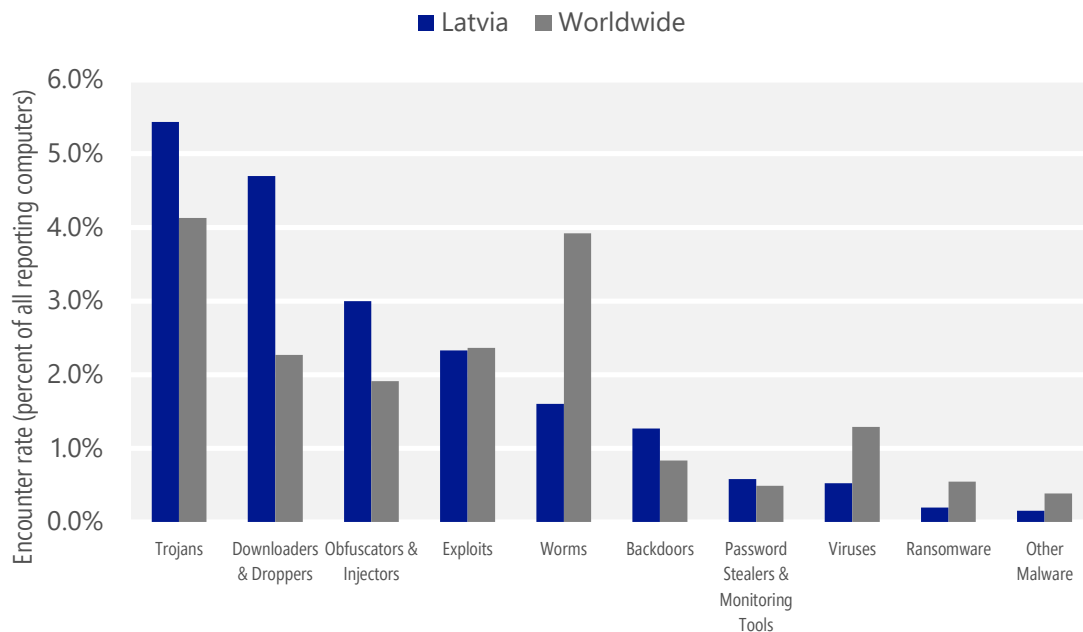
Malware encounter and infection rate trends in Latvia and worldwide



See the Worldwide Threat Assessment section of [Microsoft Security Intelligence Report, Volume 18](#) at [www.microsoft.com/sir](http://www.microsoft.com/sir) for more information about threats in Latvia and around the world, and for explanations of the methods and terms used here.

## Malware categories

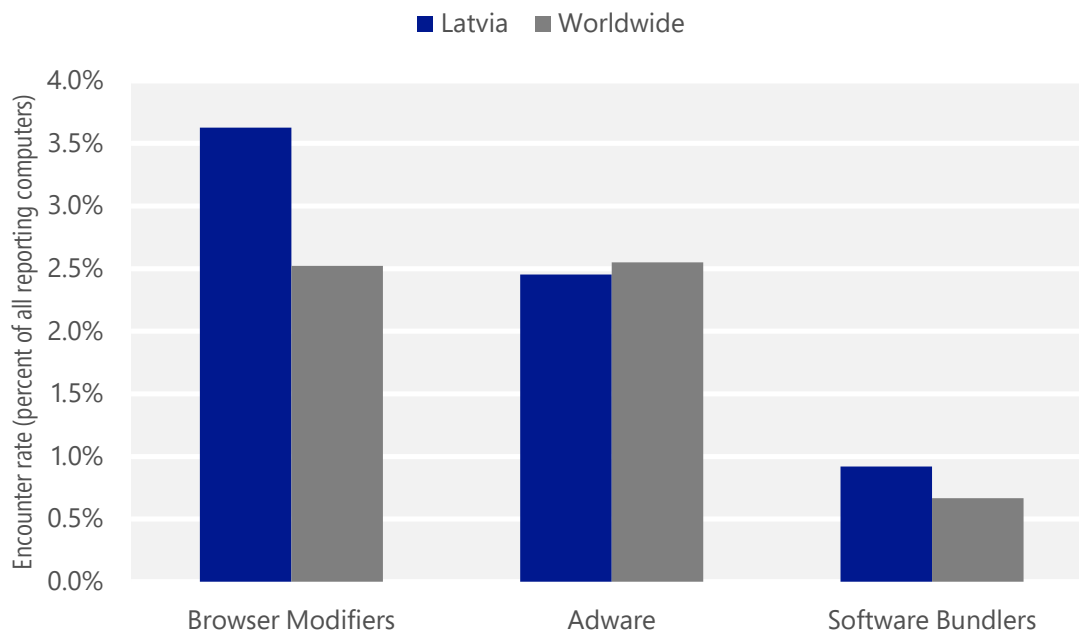
Malware encountered in Latvia in 4Q14, by category



- The most common malware category in Latvia in 4Q14 was Trojans. It was encountered by 5.4 percent of all computers there, down from 6.9 percent in 3Q14.
- The second most common malware category in Latvia in 4Q14 was Downloaders & Droppers. It was encountered by 4.7 percent of all computers there, down from 5.9 percent in 3Q14.
- The third most common malware category in Latvia in 4Q14 was Obfuscators & Injectors, which was encountered by 3.0 percent of all computers there, up from 2.6 percent in 3Q14.

## Unwanted software categories

Unwanted software encountered in Latvia in 4Q14, by category



- The most common unwanted software category in Latvia in 4Q14 was Browser Modifiers. It was encountered by 3.6 percent of all computers there, down from 5.3 percent in 3Q14.
- The second most common unwanted software category in Latvia in 4Q14 was Adware. It was encountered by 2.5 percent of all computers there, up from 0.4 percent in 3Q14.
- The third most common unwanted software category in Latvia in 4Q14 was Software Bundlers, which was encountered by 0.9 percent of all computers there, up from 0.1 percent in 3Q14.

## Top malware families by encounter rate

The most common malware families encountered in Latvia in 4Q14

	Family	Most significant category	% of reporting computers
1	<a href="#">Win32/Ogimant</a>	Downloaders & Droppers	3.8%
2	<a href="#">Win32/Obfuscator</a>	Obfuscators & Injectors	2.2%
3	<a href="#">Win32/Anogre</a>	Exploits	1.4%
4	<a href="#">Win32/Peaac</a>	Trojans	1.0%
5	<a href="#">JS/Axpergle</a>	Exploits	0.6%
6	<a href="#">Win32/Dynamer</a>	Trojans	0.6%
7	<a href="#">INF/Autorun</a>	Obfuscators & Injectors	0.5%
8	<a href="#">Win32/Conficker</a>	Worms	0.4%

- The most common malware family encountered in Latvia in 4Q14 was [Win32/Ogimant](#), which was encountered by 3.8 percent of reporting computers there. [Win32/Ogimant](#) is a threat that claims to help download items from the Internet, but actually downloads and runs files that are specified by a remote attacker.
- The second most common malware family encountered in Latvia in 4Q14 was [Win32/Obfuscator](#), which was encountered by 2.2 percent of reporting computers there. [Win32/Obfuscator](#) is a generic detection for programs that have had their purpose disguised to hinder analysis or detection by antivirus scanners. Such programs commonly employ a combination of methods, including encryption, compression, anti-debugging and anti-emulation techniques.
- The third most common malware family encountered in Latvia in 4Q14 was [Win32/Anogre](#), which was encountered by 1.4 percent of reporting computers there. [Win32/Anogre](#) is a threat that exploits a vulnerability addressed by Microsoft Security Bulletin MS11-087. This vulnerability can allow a hacker to install programs, view, change, or delete data or create new accounts with full administrative privileges.
- The fourth most common malware family encountered in Latvia in 4Q14 was [Win32/Peaac](#), which was encountered by 1.0 percent of reporting computers there. [Win32/Peaac](#) is a generic detection for various threats that display trojan characteristics.

## Top unwanted software families by encounter rate

The most common unwanted software families encountered in Latvia in 4Q14

	Family	Most significant category	% of reporting computers
1	<a href="#">Win32/Couponruc</a>	Browser Modifiers	2.1%
2	<a href="#">Win32/Defaulttab</a>	Browser Modifiers	1.7%
3	<a href="#">Win32/BetterSurf</a>	Adware	1.3%
4	<a href="#">Win32/Costmin</a>	Adware	1.0%
5	<a href="#">Win32/Gofileexpress</a>	Software Bundlers	0.7%

- The most common unwanted software family encountered in Latvia in 4Q14 was [Win32/Couponruc](#), which was encountered by 2.1 percent of reporting computers there. [Win32/Couponruc](#) is a browser modifier that changes browser settings and may also modify some computer and Internet settings.
- The second most common unwanted software family encountered in Latvia in 4Q14 was [Win32/Defaulttab](#), which was encountered by 1.7 percent of reporting computers there. [Win32/Defaulttab](#) is a browser modifier that redirects web browser searches and prevents the user from changing browser settings.
- The third most common unwanted software family encountered in Latvia in 4Q14 was [Win32/BetterSurf](#), which was encountered by 1.3 percent of reporting computers there. [Win32/BetterSurf](#) is adware that displays unwanted ads on search engine results pages and other websites. It may be included with software bundles that offer free applications or games.



## Top threat families by infection rate

The most common malware families by infection rate in Latvia in 4Q14

	Family	Most significant category	Infection rate (CCM)
1	<a href="#">Win32/Gamarue</a>	Worms	0.3
2	<a href="#">Win32/Brontok</a>	Worms	0.3
3	<a href="#">Win32/Tofsee</a>	Backdoors	0.2
4	<a href="#">Win32/Ramnit</a>	Trojans	0.2
5	<a href="#">Win32/Sality</a>	Viruses	0.2
6	<a href="#">MSIL/Bladabindi</a>	Backdoors	0.2
7	<a href="#">Win32/Sefnit</a>	Trojans	0.2
8	<a href="#">JS/Kilim</a>	Trojans	0.2
9	<a href="#">Win32/Alureon</a>	Trojans	0.1
10	<a href="#">Win32/Zbot</a>	Password Stealers & Monitoring Tools	0.1

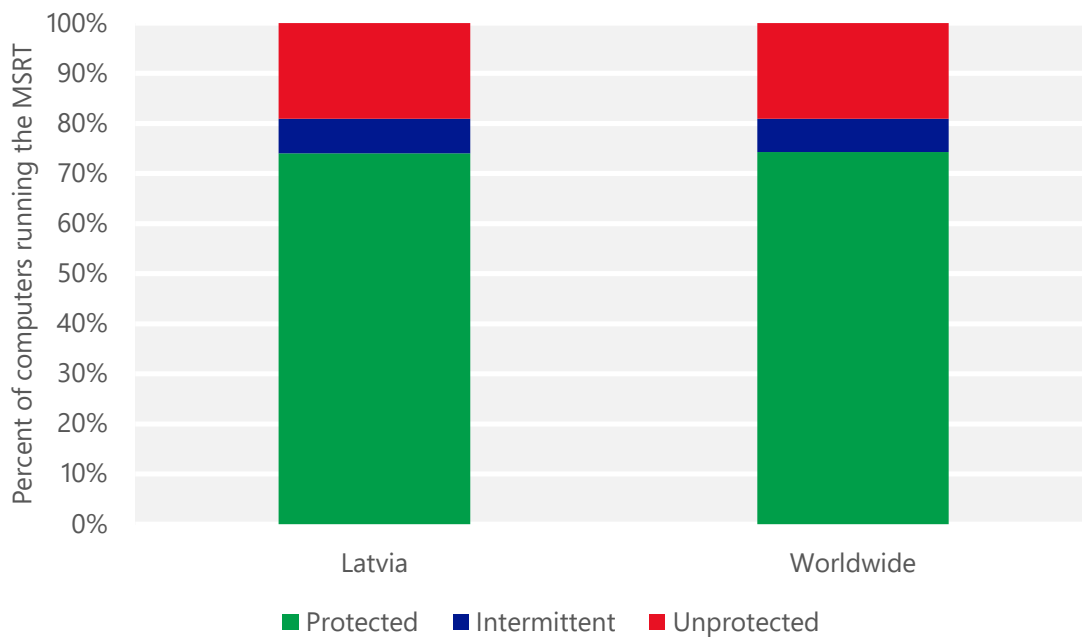
- The most common threat family infecting computers in Latvia in 4Q14 was [Win32/Gamarue](#), which was detected and removed from 0.3 of every 1,000 unique computers scanned by the MSRT. [Win32/Gamarue](#) is a worm that is commonly distributed via exploit kits and social engineering. Variants have been observed stealing information from the local computer and communicating with command-and-control (C&C) servers managed by attackers.
- The second most common threat family infecting computers in Latvia in 4Q14 was [Win32/Brontok](#), which was detected and removed from 0.3 of every 1,000 unique computers scanned by the MSRT. [Win32/Brontok](#) is a mass-mailing email worm that spreads by sending copies of itself as email attachments to addresses gathered from files on the infected computer, and by copying itself to removable volumes. Brontok can disable security software, and may conduct DoS attacks against certain websites.
- The third most common threat family infecting computers in Latvia in 4Q14 was [Win32/Tofsee](#), which was detected and removed from 0.2 of every 1,000 unique computers scanned by the MSRT. [Win32/Tofsee](#) is a multi-component family of backdoor trojans that act as a spam and traffic relay.
- The fourth most common threat family infecting computers in Latvia in 4Q14 was [Win32/Ramnit](#), which was detected and removed from 0.2 of every 1,000 unique computers scanned by the MSRT. [Win32/Ramnit](#) is a family of multi-component malware that infects executable files, Microsoft Office files, and HTML files. Win32/Ramnit spreads to removable drives and steals sensitive information such as saved FTP credentials and browser cookies. It may also open a backdoor to await instructions from a remote attacker.

## Security software use

Recent releases of the MSRT collect and report details about the state of real-time antimalware software on a computer, if the computer's administrator has chosen to opt in to provide data to Microsoft. This telemetry data makes it possible to analyze security software usage patterns around the world and correlate them with infection rates.

A typical computer runs the MSRT three times each quarter, once for each monthly version of the tool that Microsoft releases. In the figure below, "Protected" represents computers that had real-time security software active and up-to-date every time the MSRT ran during a quarter; "Intermittently protected" represents computers that had security software active during one or more MSRT executions, but not all of them; and "Unprotected" represents computers that did not have security software active during any MSRT executions that quarter.

Percent of computers in Latvia and worldwide protected by real-time security software in 4Q14



## Drive-by download sites

A *drive-by download* site is a website that hosts one or more exploits that target vulnerabilities in web browsers and browser add-ons. Users with vulnerable computers can be infected with malware simply by visiting such a website, even without attempting to download anything. Drive-by download pages are usually hosted on legitimate Web sites to which an attacker has posted exploit code. Attackers gain access to legitimate sites through intrusion or by posting malicious code to a poorly secured web form, like a comment field on a blog. Compromised sites can be hosted anywhere in the world and concern nearly any subject imaginable, making it difficult for even an experienced user to identify a compromised site from a list of search results.

Search engines such as Bing have taken a number of measures to help protect users from drive-by downloads. As Bing indexes the web, pages are assessed for malicious elements or malicious behavior. Clicking the link in the list of search results displays a prominent warning, saying that the page may contain malicious software.

At the end of 3Q14, Bing detected 0.34 drive-by download URLs for every 1,000 URLs hosted in Latvia, compared to 0.41 worldwide. At the end of 4Q14, Bing detected 0.25 drive-by download URLs for every 1,000 URLs hosted in Latvia, compared to 0.45 worldwide.

Drive-by download pages per 1,000 URLs hosted in Latvia and worldwide

Metric	October 1, 2014	January 1, 2015
Drive-by download pages per 1,000 URLs, Latvia	0.34	0.25
<i>Drive-by download pages per 1,000 URLs worldwide</i>	<i>0.41</i>	<i>0.45</i>



# Lebanon

The statistics presented here are generated by Microsoft security programs and services running on computers in Lebanon in 4Q14 and previous quarters. This data is provided from administrators or users who choose to opt in to provide data to Microsoft, using IP address geolocation to determine country or region.

On computers running real-time security software, most attempts by malware to infect computers are blocked before they succeed. Therefore, for a comprehensive understanding of the malware landscape, it's important to consider infection attempts that are blocked as well as infections that are removed. For this reason, Microsoft uses two different metrics to measure malware prevalence:

- *Encounter rate* is simply the percentage of computers running Microsoft real-time security products that report a malware encounter, whether the infection attempt succeeds or not.
- *Computers cleaned per mille*, or *CCM*, is an infection rate metric that is defined as the number of computers cleaned for every 1,000 unique computers executing the Malicious Software Removal Tool (MSRT), a free tool distributed through Microsoft update services that removes more than 200 highly prevalent or serious threats from computers.

Infection rate statistics for Lebanon

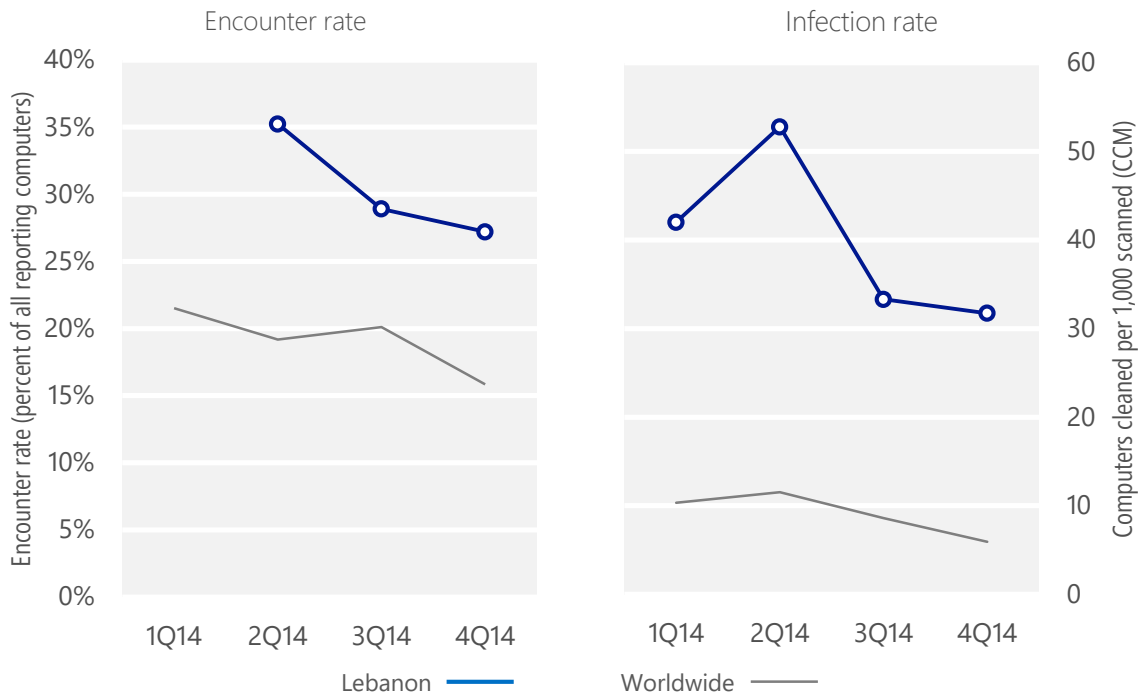
Metric	1Q14	2Q14	3Q14	4Q14
Encounter rate, Lebanon	N/A	35.2%	28.9%	27.2%
Worldwide encounter rate	21.5%	19.2%	20.1%	15.9%
CCM, Lebanon	42.0	52.8	33.3	31.7
Worldwide CCM	10.3	11.5	8.6	5.9

Encounter and infection rates reported here do not include totals for the Brantall, Filcoute, and Rotbrow malware families. See pages 57–64 of [Microsoft Security Intelligence Report, Volume 17](#) for an explanation of this decision.

## Encounter and infection rate trends

In 4Q14, 27.2% percent of computers in Lebanon encountered malware, compared to the 4Q14 worldwide encounter rate of 15.9 percent. In addition, the MSRT detected and removed malware from 31.7 of every 1,000 unique computers scanned in Lebanon in 4Q14 (a CCM score of 31.7, compared to the 4Q14 worldwide CCM of 5.9). The following figure shows the encounter and infection rate trends for Lebanon over the last four quarters, compared to the world as a whole.

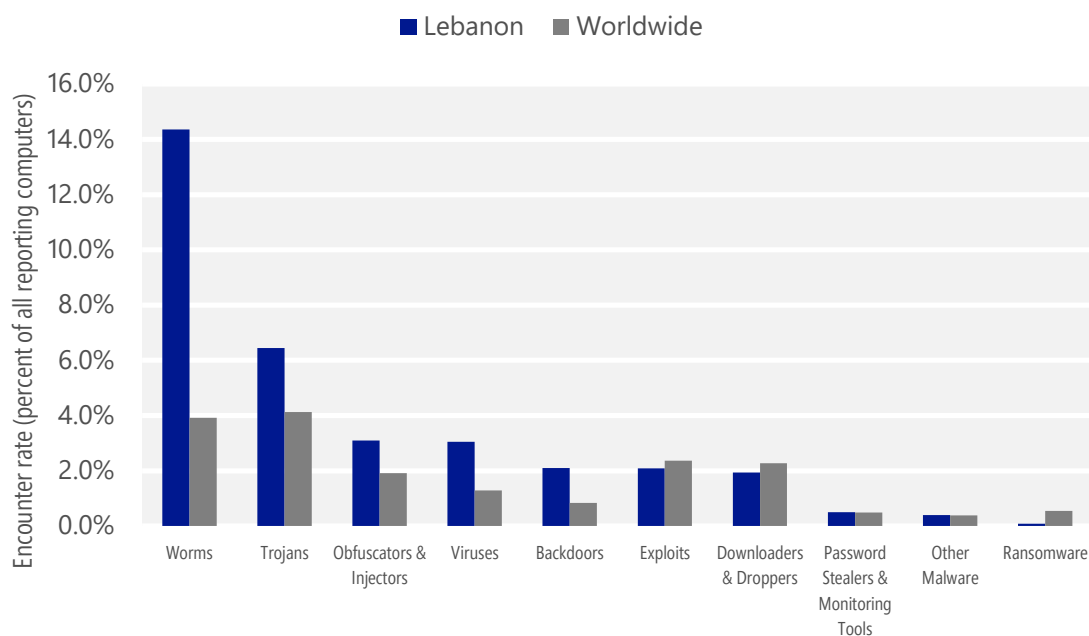
Malware encounter and infection rate trends in Lebanon and worldwide



See the Worldwide Threat Assessment section of [Microsoft Security Intelligence Report, Volume 18](http://www.microsoft.com/sir) at [www.microsoft.com/sir](http://www.microsoft.com/sir) for more information about threats in Lebanon and around the world, and for explanations of the methods and terms used here.

## Malware categories

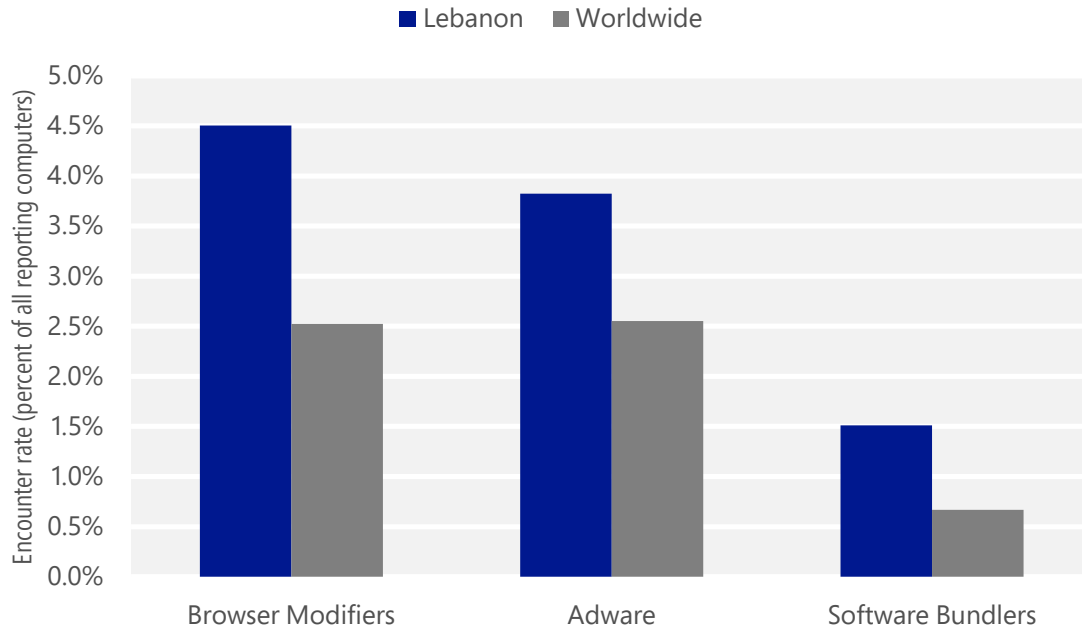
Malware encountered in Lebanon in 4Q14, by category



- The most common malware category in Lebanon in 4Q14 was Worms. It was encountered by 14.4 percent of all computers there, up from 12.3 percent in 3Q14.
- The second most common malware category in Lebanon in 4Q14 was Trojans. It was encountered by 6.4 percent of all computers there, down from 12.1 percent in 3Q14.
- The third most common malware category in Lebanon in 4Q14 was Obfuscators & Injectors, which was encountered by 3.1 percent of all computers there, up from 3.0 percent in 3Q14.

## Unwanted software categories

Unwanted software encountered in Lebanon in 4Q14, by category



- The most common unwanted software category in Lebanon in 4Q14 was Browser Modifiers. It was encountered by 4.5 percent of all computers there, down from 6.1 percent in 3Q14.
- The second most common unwanted software category in Lebanon in 4Q14 was Adware. It was encountered by 3.8 percent of all computers there, up from 0.7 percent in 3Q14.
- The third most common unwanted software category in Lebanon in 4Q14 was Software Bundlers, which was encountered by 1.5 percent of all computers there, up from 0.1 percent in 3Q14.



## Top malware families by encounter rate

The most common malware families encountered in Lebanon in 4Q14

	Family	Most significant category	% of reporting computers
1	<a href="#">VBS/Jenxcus</a>	Worms	6.7%
2	<a href="#">Win32/Gamarue</a>	Worms	5.4%
3	<a href="#">INF/Autorun</a>	Obfuscators & Injectors	3.0%
4	<a href="#">Win32/Sality</a>	Viruses	1.7%
5	<a href="#">Win32/Nuqel</a>	Worms	1.6%
6	<a href="#">Win32/Folstart</a>	Worms	1.5%
7	<a href="#">Win32/CplLnk</a>	Exploits	1.4%
8	<a href="#">Win32/Ramnit</a>	Trojans	1.3%
9	<a href="#">Win32/Obfuscator</a>	Obfuscators & Injectors	1.0%

- The most common malware family encountered in Lebanon in 4Q14 was [VBS/Jenxcus](#), which was encountered by 6.7 percent of reporting computers there. [VBS/Jenxcus](#) is a worm that gives an attacker control of the computer. It is spread by infected removable drives, like USB flash drives. It can also be downloaded within a torrent file.
- The second most common malware family encountered in Lebanon in 4Q14 was [Win32/Gamarue](#), which was encountered by 5.4 percent of reporting computers there. [Win32/Gamarue](#) is a worm that is commonly distributed via exploit kits and social engineering. Variants have been observed stealing information from the local computer and communicating with command-and-control (C&C) servers managed by attackers.
- The third most common malware family encountered in Lebanon in 4Q14 was [INF/Autorun](#), which was encountered by 3.0 percent of reporting computers there. [INF/Autorun](#) is a family of worms that spreads by copying itself to the mapped drives of an infected computer. The mapped drives may include network or removable drives.
- The fourth most common malware family encountered in Lebanon in 4Q14 was [Win32/Sality](#), which was encountered by 1.7 percent of reporting computers there. [Win32/Sality](#) is a family of polymorphic file infectors that target executable files with the extensions .scr or .exe. They may execute a damaging payload that deletes files with certain extensions and terminates security-related processes and services.

## Top unwanted software families by encounter rate

The most common unwanted software families encountered in Lebanon in 4Q14

	Family	Most significant category	% of reporting computers
1	<a href="#">Win32/Couponruc</a>	Browser Modifiers	3.0%
2	<a href="#">Win32/Defaulttab</a>	Browser Modifiers	1.6%
3	<a href="#">Win32/BetterSurf</a>	Adware	1.4%
4	<a href="#">Win32/Gofileexpress</a>	Software Bundlers	1.2%
5	<a href="#">Win32/Brya</a>	Adware	1.1%

- The most common unwanted software family encountered in Lebanon in 4Q14 was [Win32/Couponruc](#), which was encountered by 3.0 percent of reporting computers there. [Win32/Couponruc](#) is a browser modifier that changes browser settings and may also modify some computer and Internet settings.
- The second most common unwanted software family encountered in Lebanon in 4Q14 was [Win32/Defaulttab](#), which was encountered by 1.6 percent of reporting computers there. [Win32/Defaulttab](#) is a browser modifier that redirects web browser searches and prevents the user from changing browser settings.
- The third most common unwanted software family encountered in Lebanon in 4Q14 was [Win32/BetterSurf](#), which was encountered by 1.4 percent of reporting computers there. [Win32/BetterSurf](#) is adware that displays unwanted ads on search engine results pages and other websites. It may be included with software bundles that offer free applications or games.

## Top threat families by infection rate

The most common malware families by infection rate in Lebanon in 4Q14

	Family	Most significant category	Infection rate (CCM)
1	<a href="#">VBS/Jenxcus</a>	Worms	10.2
2	<a href="#">Win32/Gamarue</a>	Worms	8.2
3	<a href="#">Win32/Sality</a>	Viruses	3.9
4	<a href="#">Win32/Folstart</a>	Worms	3.7
5	<a href="#">Win32/Nuqel</a>	Worms	2.3
6	<a href="#">Win32/Brontok</a>	Worms	1.6
7	<a href="#">Win32/Ramnit</a>	Trojans	1.2
8	<a href="#">MSIL/Bladabindi</a>	Backdoors	1.1
9	<a href="#">Win32/Dorkbot</a>	Worms	0.8
10	<a href="#">Win32/Vobfus</a>	Worms	0.6

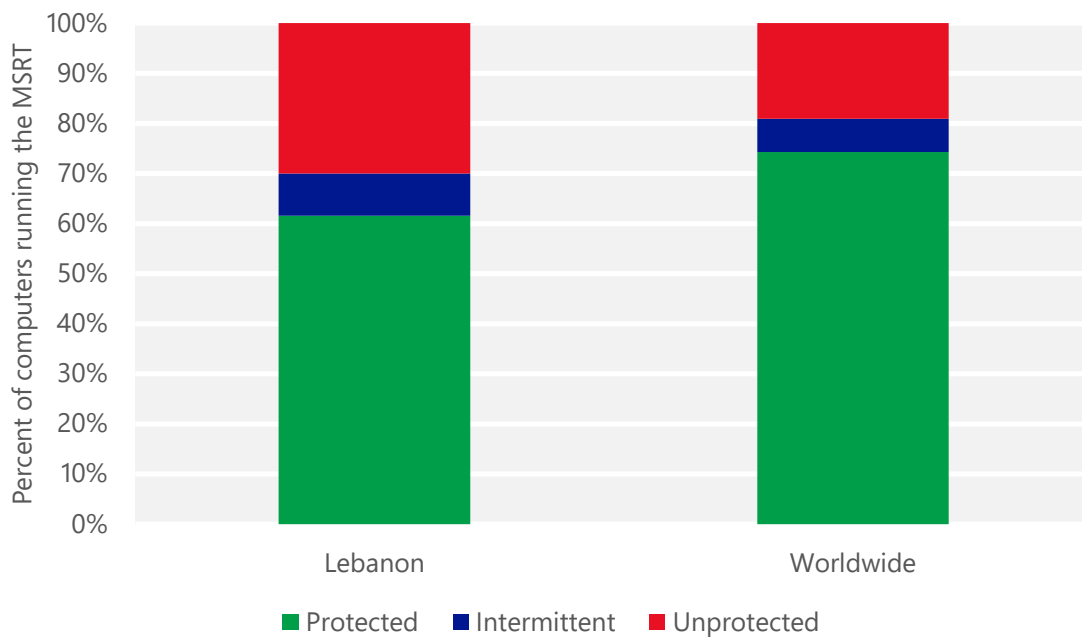
- The most common threat family infecting computers in Lebanon in 4Q14 was [VBS/Jenxcus](#), which was detected and removed from 10.2 of every 1,000 unique computers scanned by the MSRT. [VBS/Jenxcus](#) is a worm that gives an attacker control of the computer. It is spread by infected removable drives, like USB flash drives. It can also be downloaded within a torrent file.
- The second most common threat family infecting computers in Lebanon in 4Q14 was [Win32/Gamarue](#), which was detected and removed from 8.2 of every 1,000 unique computers scanned by the MSRT. [Win32/Gamarue](#) is a worm that is commonly distributed via exploit kits and social engineering. Variants have been observed stealing information from the local computer and communicating with command-and-control (C&C) servers managed by attackers.
- The third most common threat family infecting computers in Lebanon in 4Q14 was [Win32/Sality](#), which was detected and removed from 3.9 of every 1,000 unique computers scanned by the MSRT. [Win32/Sality](#) is a family of polymorphic file infectors that target executable files with the extensions .scr or .exe. They may execute a damaging payload that deletes files with certain extensions and terminates security-related processes and services.
- The fourth most common threat family infecting computers in Lebanon in 4Q14 was [Win32/Folstart](#), which was detected and removed from 3.7 of every 1,000 unique computers scanned by the MSRT. [Win32/Folstart](#) is a worm that spreads through removable drives and modifies some system settings.

## Security software use

Recent releases of the MSRT collect and report details about the state of real-time antimalware software on a computer, if the computer's administrator has chosen to opt in to provide data to Microsoft. This telemetry data makes it possible to analyze security software usage patterns around the world and correlate them with infection rates.

A typical computer runs the MSRT three times each quarter, once for each monthly version of the tool that Microsoft releases. In the figure below, "Protected" represents computers that had real-time security software active and up-to-date every time the MSRT ran during a quarter; "Intermittently protected" represents computers that had security software active during one or more MSRT executions, but not all of them; and "Unprotected" represents computers that did not have security software active during any MSRT executions that quarter.

Percent of computers in Lebanon and worldwide protected by real-time security software in 4Q14



Drive-by download sites

A *drive-by download* site is a website that hosts one or more exploits that target vulnerabilities in web browsers and browser add-ons. Users with vulnerable computers can be infected with malware simply by visiting such a website, even without attempting to download anything. Drive-by download pages are usually hosted on legitimate Web sites to which an attacker has posted exploit code. Attackers gain access to legitimate sites through intrusion or by posting malicious code to a poorly secured web form, like a comment field on a blog. Compromised sites can be hosted anywhere in the world and concern nearly any subject imaginable, making it difficult for even an experienced user to identify a compromised site from a list of search results.

Search engines such as Bing have taken a number of measures to help protect users from drive-by downloads. As Bing indexes the web, pages are assessed for malicious elements or malicious behavior. Clicking the link in the list of search results displays a prominent warning, saying that the page may contain malicious software.

At the end of 3Q14, Bing detected 0.01 drive-by download URLs for every 1,000 URLs hosted in Lebanon, compared to 0.41 worldwide. At the end of 4Q14, Bing detected 0.00 drive-by download URLs for every 1,000 URLs hosted in Lebanon, compared to 0.45 worldwide.

Drive-by download pages per 1,000 URLs hosted in Lebanon and worldwide

Metric	October 1, 2014	January 1, 2015
Drive-by download pages per 1,000 URLs, Lebanon	0.01	0.00
Drive-by download pages per 1,000 URLs worldwide	0.41	0.45



# Lithuania

The statistics presented here are generated by Microsoft security programs and services running on computers in Lithuania in 4Q14 and previous quarters. This data is provided from administrators or users who choose to opt in to provide data to Microsoft, using IP address geolocation to determine country or region.

On computers running real-time security software, most attempts by malware to infect computers are blocked before they succeed. Therefore, for a comprehensive understanding of the malware landscape, it's important to consider infection attempts that are blocked as well as infections that are removed. For this reason, Microsoft uses two different metrics to measure malware prevalence:

- *Encounter rate* is simply the percentage of computers running Microsoft real-time security products that report a malware encounter, whether the infection attempt succeeds or not.
- *Computers cleaned per mille*, or *CCM*, is an infection rate metric that is defined as the number of computers cleaned for every 1,000 unique computers executing the Malicious Software Removal Tool (MSRT), a free tool distributed through Microsoft update services that removes more than 200 highly prevalent or serious threats from computers.

Infection rate statistics for Lithuania

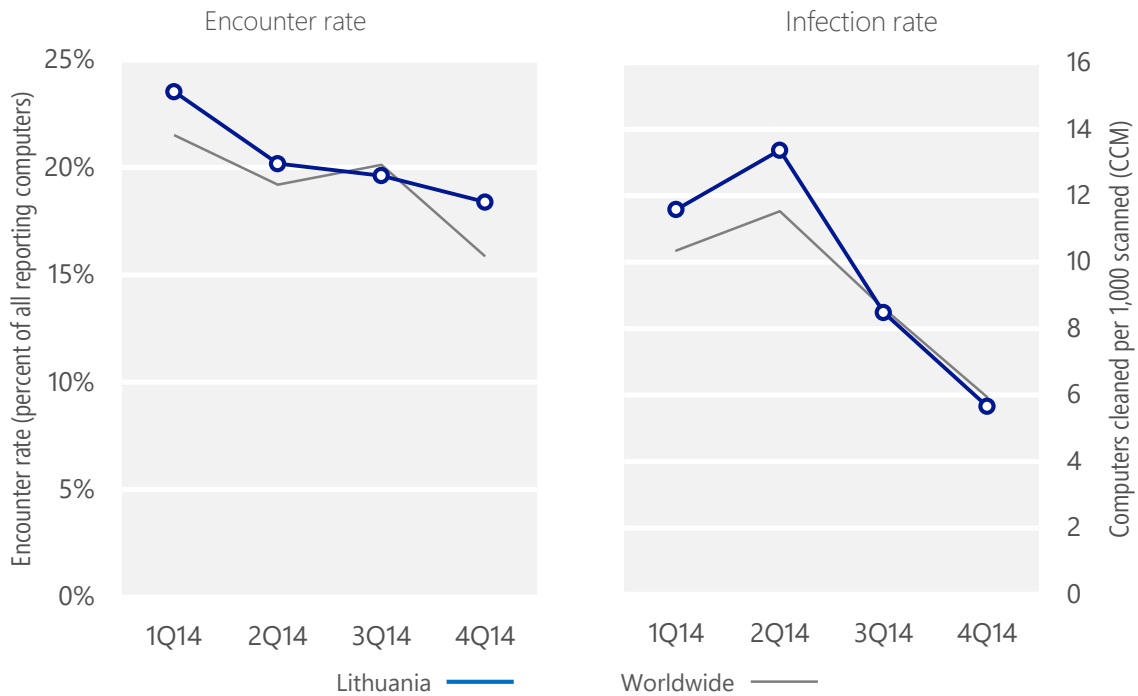
Metric	1Q14	2Q14	3Q14	4Q14
Encounter rate, Lithuania	23.5%	20.2%	19.6%	18.4%
Worldwide encounter rate	21.5%	19.2%	20.1%	15.9%
CCM, Lithuania	11.6	13.4	8.5	5.7
Worldwide CCM	10.3	11.5	8.6	5.9

Encounter and infection rates reported here do not include totals for the Brantall, Filcoute, and Rotbrow malware families. See pages 57–64 of [Microsoft Security Intelligence Report, Volume 17](#) for an explanation of this decision.

## Encounter and infection rate trends

In 4Q14, 18.4% percent of computers in Lithuania encountered malware, compared to the 4Q14 worldwide encounter rate of 15.9 percent. In addition, the MSRT detected and removed malware from 5.7 of every 1,000 unique computers scanned in Lithuania in 4Q14 (a CCM score of 5.7, compared to the 4Q14 worldwide CCM of 5.9). The following figure shows the encounter and infection rate trends for Lithuania over the last four quarters, compared to the world as a whole.

Malware encounter and infection rate trends in Lithuania and worldwide

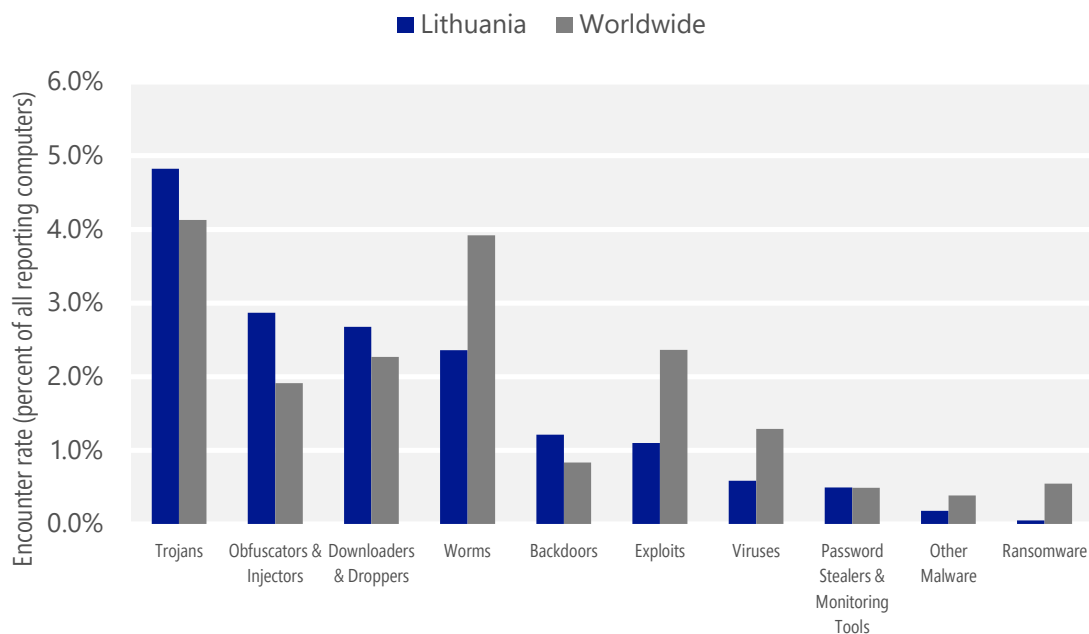


See the Worldwide Threat Assessment section of [Microsoft Security Intelligence Report, Volume 18](http://www.microsoft.com/sir) at [www.microsoft.com/sir](http://www.microsoft.com/sir) for more information about threats in Lithuania and around the world, and for explanations of the methods and terms used here.



## Malware categories

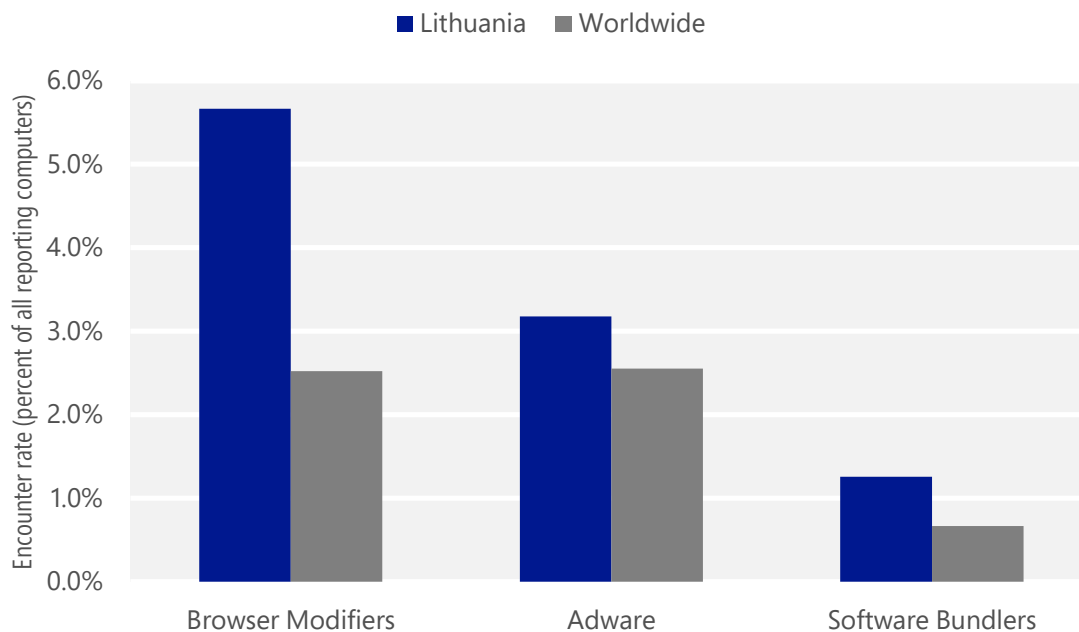
Malware encountered in Lithuania in 4Q14, by category



- The most common malware category in Lithuania in 4Q14 was Trojans. It was encountered by 4.8 percent of all computers there, down from 6.9 percent in 3Q14.
- The second most common malware category in Lithuania in 4Q14 was Obfuscators & Injectors. It was encountered by 2.9 percent of all computers there, down from 4.7 percent in 3Q14.
- The third most common malware category in Lithuania in 4Q14 was Downloaders & Droppers, which was encountered by 2.7 percent of all computers there, down from 2.8 percent in 3Q14.

## Unwanted software categories

Unwanted software encountered in Lithuania in 4Q14, by category



- The most common unwanted software category in Lithuania in 4Q14 was Browser Modifiers. It was encountered by 5.7 percent of all computers there, down from 6.7 percent in 3Q14.
- The second most common unwanted software category in Lithuania in 4Q14 was Adware. It was encountered by 3.2 percent of all computers there, up from 0.7 percent in 3Q14.
- The third most common unwanted software category in Lithuania in 4Q14 was Software Bundlers, which was encountered by 1.3 percent of all computers there, up from 0.1 percent in 3Q14.

## Top malware families by encounter rate

The most common malware families encountered in Lithuania in 4Q14

	Family	Most significant category	% of reporting computers
1	<a href="#">Win32/Obfuscator</a>	Obfuscators & Injectors	2.1%
2	<a href="#">Win32/Ogimant</a>	Downloaders & Droppers	1.6%
3	<a href="#">INF/Autorun</a>	Obfuscators & Injectors	0.6%
4	<a href="#">Win32/Dynamer</a>	Trojans	0.5%
5	<a href="#">Win32/Brontok</a>	Worms	0.5%
6	<a href="#">JS/Axpergle</a>	Exploits	0.5%
7	<a href="#">Win32/Peaac</a>	Trojans	0.5%
8	<a href="#">Win32/Gamarue</a>	Worms	0.4%
9	<a href="#">Win32/Killav</a>	Trojans	0.4%
10	<a href="#">Win32/Conficker</a>	Worms	0.4%

- The most common malware family encountered in Lithuania in 4Q14 was [Win32/Obfuscator](#), which was encountered by 2.1 percent of reporting computers there. [Win32/Obfuscator](#) is a generic detection for programs that have had their purpose disguised to hinder analysis or detection by antivirus scanners. Such programs commonly employ a combination of methods, including encryption, compression, anti-debugging and anti-emulation techniques.
- The second most common malware family encountered in Lithuania in 4Q14 was [Win32/Ogimant](#), which was encountered by 1.6 percent of reporting computers there. [Win32/Ogimant](#) is a threat that claims to help download items from the Internet, but actually downloads and runs files that are specified by a remote attacker.
- The third most common malware family encountered in Lithuania in 4Q14 was [INF/Autorun](#), which was encountered by 0.6 percent of reporting computers there. [INF/Autorun](#) is a family of worms that spreads by copying itself to the mapped drives of an infected computer. The mapped drives may include network or removable drives.
- The fourth most common malware family encountered in Lithuania in 4Q14 was [Win32/Dynamer](#), which was encountered by 0.5 percent of reporting computers there. [Win32/Dynamer](#) is a generic detection for a variety of threats.

## Top unwanted software families by encounter rate

The most common unwanted software families encountered in Lithuania in 4Q14

	Family	Most significant category	% of reporting computers
1	<a href="#">Win32/Couponruc</a>	Browser Modifiers	4.1%
2	<a href="#">Win32/Defaulttab</a>	Browser Modifiers	1.8%
3	<a href="#">Win32/BetterSurf</a>	Adware	1.7%
4	<a href="#">Win32/Costmin</a>	Adware	1.3%
5	<a href="#">Win32/Gofilexpress</a>	Software Bundlers	1.0%

- The most common unwanted software family encountered in Lithuania in 4Q14 was [Win32/Couponruc](#), which was encountered by 4.1 percent of reporting computers there. [Win32/Couponruc](#) is a browser modifier that changes browser settings and may also modify some computer and Internet settings.
- The second most common unwanted software family encountered in Lithuania in 4Q14 was [Win32/Defaulttab](#), which was encountered by 1.8 percent of reporting computers there. [Win32/Defaulttab](#) is a browser modifier that redirects web browser searches and prevents the user from changing browser settings.
- The third most common unwanted software family encountered in Lithuania in 4Q14 was [Win32/BetterSurf](#), which was encountered by 1.7 percent of reporting computers there. [Win32/BetterSurf](#) is adware that displays unwanted ads on search engine results pages and other websites. It may be included with software bundles that offer free applications or games.

## Top threat families by infection rate

The most common malware families by infection rate in Lithuania in 4Q14

	Family	Most significant category	Infection rate (CCM)
1	<a href="#">Win32/Brontok</a>	Worms	0.8
2	<a href="#">JS/Kilim</a>	Trojans	0.7
3	<a href="#">Win32/Sality</a>	Viruses	0.7
4	<a href="#">VBS/Jenxcus</a>	Worms	0.5
5	<a href="#">Win32/Gamarue</a>	Worms	0.4
6	<a href="#">Win32/Sefnit</a>	Trojans	0.3
7	<a href="#">MSIL/Bladabindi</a>	Backdoors	0.3
8	<a href="#">Win32/Jeefo</a>	Viruses	0.2
9	<a href="#">Win32/Alureon</a>	Trojans	0.2
10	<a href="#">Win32/Ramnit</a>	Trojans	0.2

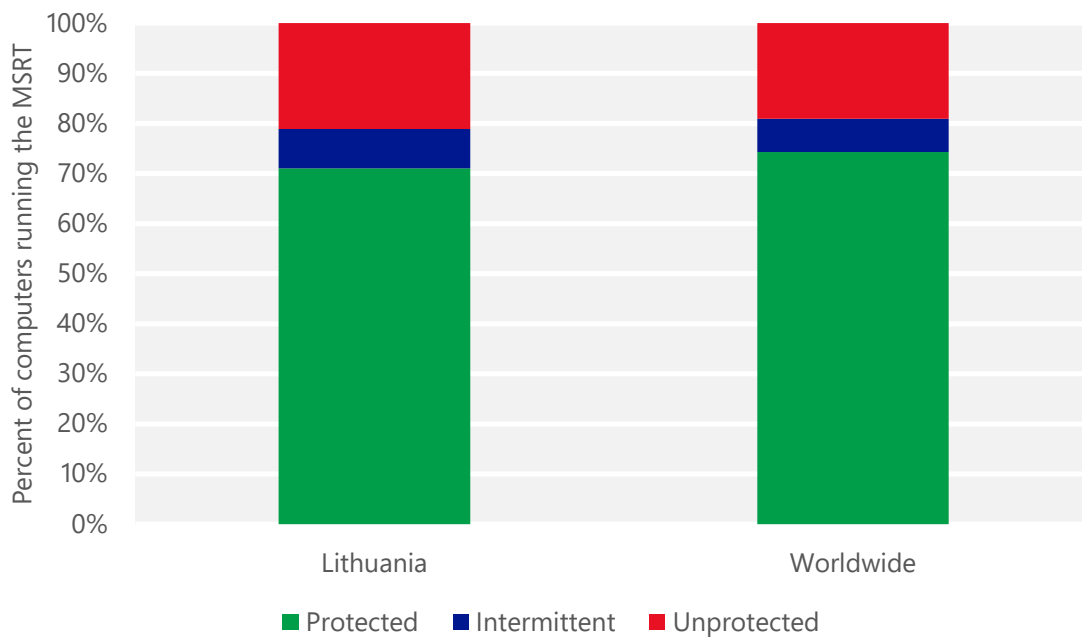
- The most common threat family infecting computers in Lithuania in 4Q14 was [Win32/Brontok](#), which was detected and removed from 0.8 of every 1,000 unique computers scanned by the MSRT. [Win32/Brontok](#) is a mass-mailing email worm that spreads by sending copies of itself as email attachments to addresses gathered from files on the infected computer, and by copying itself to removable volumes. Brontok can disable security software, and may conduct DoS attacks against certain websites.
- The second most common threat family infecting computers in Lithuania in 4Q14 was [JS/Kilim](#), which was detected and removed from 0.7 of every 1,000 unique computers scanned by the MSRT. [JS/Kilim](#) is a trojan that hijacks the user's Facebook, Twitter, or YouTube account to promote pages. It may post hyperlinks or like pages on Facebook, post comments on YouTube videos, or follow profiles and send direct messages on Twitter without permission.
- The third most common threat family infecting computers in Lithuania in 4Q14 was [Win32/Sality](#), which was detected and removed from 0.7 of every 1,000 unique computers scanned by the MSRT. [Win32/Sality](#) is a family of polymorphic file infectors that target executable files with the extensions .scr or .exe. They may execute a damaging payload that deletes files with certain extensions and terminates security-related processes and services.
- The fourth most common threat family infecting computers in Lithuania in 4Q14 was [VBS/Jenxcus](#), which was detected and removed from 0.5 of every 1,000 unique computers scanned by the MSRT. [VBS/Jenxcus](#) is a worm that gives an attacker control of the computer. It is spread by infected removable drives, like USB flash drives. It can also be downloaded within a torrent file.

## Security software use

Recent releases of the MSRT collect and report details about the state of real-time antimalware software on a computer, if the computer's administrator has chosen to opt in to provide data to Microsoft. This telemetry data makes it possible to analyze security software usage patterns around the world and correlate them with infection rates.

A typical computer runs the MSRT three times each quarter, once for each monthly version of the tool that Microsoft releases. In the figure below, "Protected" represents computers that had real-time security software active and up-to-date every time the MSRT ran during a quarter; "Intermittently protected" represents computers that had security software active during one or more MSRT executions, but not all of them; and "Unprotected" represents computers that did not have security software active during any MSRT executions that quarter.

Percent of computers in Lithuania and worldwide protected by real-time security software in 4Q14



**Drive-by download sites**

A *drive-by download* site is a website that hosts one or more exploits that target vulnerabilities in web browsers and browser add-ons. Users with vulnerable computers can be infected with malware simply by visiting such a website, even without attempting to download anything. Drive-by download pages are usually hosted on legitimate Web sites to which an attacker has posted exploit code. Attackers gain access to legitimate sites through intrusion or by posting malicious code to a poorly secured web form, like a comment field on a blog. Compromised sites can be hosted anywhere in the world and concern nearly any subject imaginable, making it difficult for even an experienced user to identify a compromised site from a list of search results.

Search engines such as Bing have taken a number of measures to help protect users from drive-by downloads. As Bing indexes the web, pages are assessed for malicious elements or malicious behavior. Clicking the link in the list of search results displays a prominent warning, saying that the page may contain malicious software.

At the end of 3Q14, Bing detected 0.16 drive-by download URLs for every 1,000 URLs hosted in Lithuania, compared to 0.41 worldwide. At the end of 4Q14, Bing detected 0.13 drive-by download URLs for every 1,000 URLs hosted in Lithuania, compared to 0.45 worldwide.

Drive-by download pages per 1,000 URLs hosted in Lithuania and worldwide

Metric	October 1, 2014	January 1, 2015
Drive-by download pages per 1,000 URLs, Lithuania	0.16	0.13
<i>Drive-by download pages per 1,000 URLs worldwide</i>	<i>0.41</i>	<i>0.45</i>





# Luxembourg

The statistics presented here are generated by Microsoft security programs and services running on computers in Luxembourg in 4Q14 and previous quarters. This data is provided from administrators or users who choose to opt in to provide data to Microsoft, using IP address geolocation to determine country or region.

On computers running real-time security software, most attempts by malware to infect computers are blocked before they succeed. Therefore, for a comprehensive understanding of the malware landscape, it's important to consider infection attempts that are blocked as well as infections that are removed. For this reason, Microsoft uses two different metrics to measure malware prevalence:

- *Encounter rate* is simply the percentage of computers running Microsoft real-time security products that report a malware encounter, whether the infection attempt succeeds or not.
- *Computers cleaned per mille*, or *CCM*, is an infection rate metric that is defined as the number of computers cleaned for every 1,000 unique computers executing the Malicious Software Removal Tool (MSRT), a free tool distributed through Microsoft update services that removes more than 200 highly prevalent or serious threats from computers.

Infection rate statistics for Luxembourg

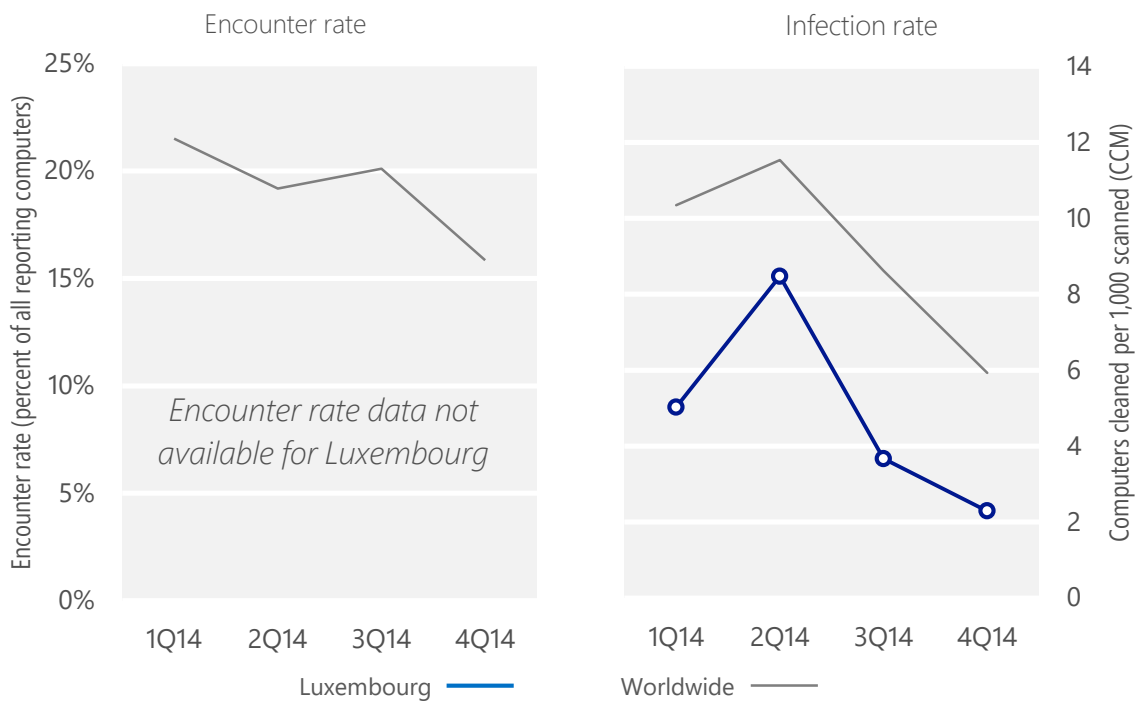
Metric	1Q14	2Q14	3Q14	4Q14
Encounter rate, Luxembourg	N/A	N/A	N/A	N/A
Worldwide encounter rate	21.5%	19.2%	20.1%	15.9%
CCM, Luxembourg	5.0	8.5	3.7	2.3
Worldwide CCM	10.3	11.5	8.6	5.9

Encounter and infection rates reported here do not include totals for the Brantall, Filcoute, and Rotbrow malware families. See pages 57–64 of [Microsoft Security Intelligence Report, Volume 17](#) for an explanation of this decision.

## Encounter and infection rate trends

In 4Q14, the MSRT detected and removed malware from 2.3 of every 1,000 unique computers scanned in Luxembourg in 4Q14 (a CCM score of 2.3, compared to the 4Q14 worldwide CCM of 5.9). The following figure shows the encounter and infection rate trends for Luxembourg over the last four quarters, compared to the world as a whole.

Malware encounter and infection rate trends in Luxembourg and worldwide



See the Worldwide Threat Assessment section of [Microsoft Security Intelligence Report, Volume 18](#) at [www.microsoft.com/sir](http://www.microsoft.com/sir) for more information about threats in Luxembourg and around the world, and for explanations of the methods and terms used here.

## Top threat families by infection rate

The most common malware families by infection rate in Luxembourg in 4Q14

	Family	Most significant category	Infection rate (CCM)
1	<a href="#">VBS/Jenxcus</a>	Worms	0.4
2	<a href="#">Win32/Sefnit</a>	Trojans	0.3
3	<a href="#">Win32/Gamarue</a>	Worms	0.2
4	<a href="#">MSIL/Bladabindi</a>	Backdoors	0.1
5	<a href="#">Win32/Zbot</a>	Password Stealers & Monitoring Tools	0.1
6	<a href="#">Win32/Ramnit</a>	Trojans	0.1
7	<a href="#">Win32/Brontok</a>	Worms	0.1
8	<a href="#">Win32/Sality</a>	Viruses	0.1
9	<a href="#">Win32/Alureon</a>	Trojans	0.1
10	<a href="#">Win32/Conficker</a>	Worms	0.1

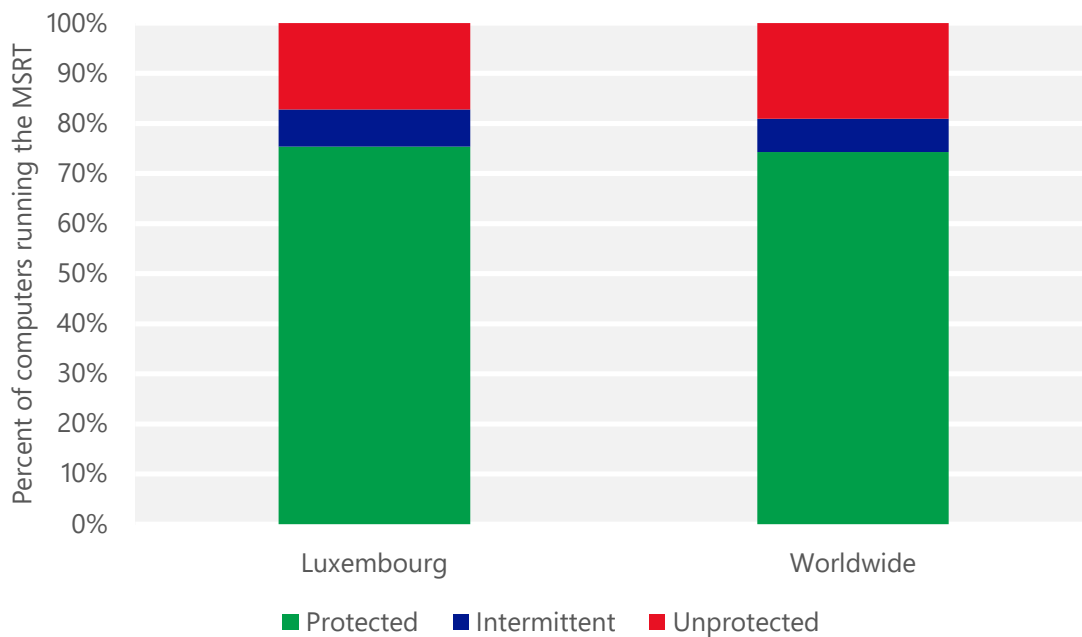
- The most common threat family infecting computers in Luxembourg in 4Q14 was [VBS/Jenxcus](#), which was detected and removed from 0.4 of every 1,000 unique computers scanned by the MSRT. [VBS/Jenxcus](#) is a worm that gives an attacker control of the computer. It is spread by infected removable drives, like USB flash drives. It can also be downloaded within a torrent file.
- The second most common threat family infecting computers in Luxembourg in 4Q14 was [Win32/Sefnit](#), which was detected and removed from 0.3 of every 1,000 unique computers scanned by the MSRT. [Win32/Sefnit](#) is a family of trojans that can allow backdoor access, download files, and use the computer and Internet connection for click fraud. Some variants can monitor web browsers and hijack search results.
- The third most common threat family infecting computers in Luxembourg in 4Q14 was [Win32/Gamarue](#), which was detected and removed from 0.2 of every 1,000 unique computers scanned by the MSRT. [Win32/Gamarue](#) is a worm that is commonly distributed via exploit kits and social engineering. Variants have been observed stealing information from the local computer and communicating with command-and-control (C&C) servers managed by attackers.
- The fourth most common threat family infecting computers in Luxembourg in 4Q14 was [MSIL/Bladabindi](#), which was detected and removed from 0.1 of every 1,000 unique computers scanned by the MSRT. [MSIL/Bladabindi](#) is a family of backdoors created by a malicious hacker tool called NJ Rat. The can steal sensitive information, download other malware, and allow backdoor access to an infected computer.

## Security software use

Recent releases of the MSRT collect and report details about the state of real-time antimalware software on a computer, if the computer's administrator has chosen to opt in to provide data to Microsoft. This telemetry data makes it possible to analyze security software usage patterns around the world and correlate them with infection rates.

A typical computer runs the MSRT three times each quarter, once for each monthly version of the tool that Microsoft releases. In the figure below, "Protected" represents computers that had real-time security software active and up-to-date every time the MSRT ran during a quarter; "Intermittently protected" represents computers that had security software active during one or more MSRT executions, but not all of them; and "Unprotected" represents computers that did not have security software active during any MSRT executions that quarter.

Percent of computers in Luxembourg and worldwide protected by real-time security software in 4Q14



## Drive-by download sites

A *drive-by download* site is a website that hosts one or more exploits that target vulnerabilities in web browsers and browser add-ons. Users with vulnerable computers can be infected with malware simply by visiting such a website, even without attempting to download anything. Drive-by download pages are usually hosted on legitimate Web sites to which an attacker has posted exploit code. Attackers gain access to legitimate sites through intrusion or by posting malicious code to a poorly secured web form, like a comment field on a blog. Compromised sites can be hosted anywhere in the world and concern nearly any subject imaginable, making it difficult for even an experienced user to identify a compromised site from a list of search results.

Search engines such as Bing have taken a number of measures to help protect users from drive-by downloads. As Bing indexes the web, pages are assessed for malicious elements or malicious behavior. Clicking the link in the list of search results displays a prominent warning, saying that the page may contain malicious software.

At the end of 3Q14, Bing detected 0.47 drive-by download URLs for every 1,000 URLs hosted in Luxembourg, compared to 0.41 worldwide. At the end of 4Q14, Bing detected 0.44 drive-by download URLs for every 1,000 URLs hosted in Luxembourg, compared to 0.45 worldwide.

Drive-by download pages per 1,000 URLs hosted in Luxembourg and worldwide

Metric	October 1, 2014	January 1, 2015
Drive-by download pages per 1,000 URLs, Luxembourg	0.47	0.44
<i>Drive-by download pages per 1,000 URLs worldwide</i>	<i>0.41</i>	<i>0.45</i>



## Macao S.A.R.

The statistics presented here are generated by Microsoft security programs and services running on computers in Macao S.A.R. in 4Q14 and previous quarters. This data is provided from administrators or users who choose to opt in to provide data to Microsoft, using IP address geolocation to determine country or region.

On computers running real-time security software, most attempts by malware to infect computers are blocked before they succeed. Therefore, for a comprehensive understanding of the malware landscape, it's important to consider infection attempts that are blocked as well as infections that are removed. For this reason, Microsoft uses two different metrics to measure malware prevalence:

- *Encounter rate* is simply the percentage of computers running Microsoft real-time security products that report a malware encounter, whether the infection attempt succeeds or not.
- *Computers cleaned per mille*, or *CCM*, is an infection rate metric that is defined as the number of computers cleaned for every 1,000 unique computers executing the Malicious Software Removal Tool (MSRT), a free tool distributed through Microsoft update services that removes more than 200 highly prevalent or serious threats from computers.

Infection rate statistics for Macao S.A.R.

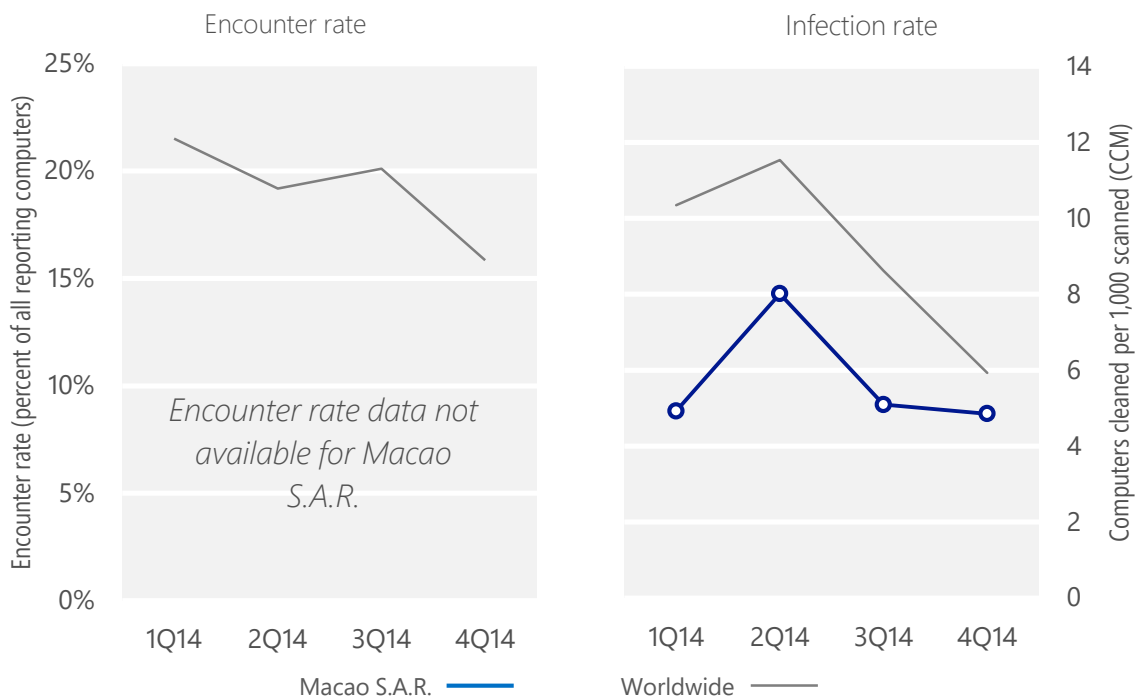
Metric	1Q14	2Q14	3Q14	4Q14
Encounter rate, Macao S.A.R.	N/A	N/A	N/A	N/A
Worldwide encounter rate	21.5%	19.2%	20.1%	15.9%
CCM, Macao S.A.R.	4.9	8.0	5.1	4.9
Worldwide CCM	10.3	11.5	8.6	5.9

Encounter and infection rates reported here do not include totals for the Brantall, Filcoute, and Rotbrow malware families. See pages 57–64 of [Microsoft Security Intelligence Report, Volume 17](#) for an explanation of this decision.

## Encounter and infection rate trends

In 4Q14, the MSRT detected and removed malware from 4.9 of every 1,000 unique computers scanned in Macao S.A.R. in 4Q14 (a CCM score of 4.9, compared to the 4Q14 worldwide CCM of 5.9). The following figure shows the encounter and infection rate trends for Macao S.A.R. over the last four quarters, compared to the world as a whole.

Malware encounter and infection rate trends in Macao S.A.R. and worldwide



See the Worldwide Threat Assessment section of [Microsoft Security Intelligence Report, Volume 18](#) at [www.microsoft.com/sir](http://www.microsoft.com/sir) for more information about threats in Macao S.A.R. and around the world, and for explanations of the methods and terms used here.



## Top threat families by infection rate

The most common malware families by infection rate in Macao S.A.R. in 4Q14

	Family	Most significant category	Infection rate (CCM)
1	<a href="#">VBS/Jenxcus</a>	Worms	1.0
2	<a href="#">Win32/Ramnit</a>	Trojans	0.9
3	<a href="#">Win32/Gamarue</a>	Worms	0.8
4	<a href="#">Win32/Necurs</a>	Trojans	0.3
5	<a href="#">Win32/Sality</a>	Viruses	0.3
6	<a href="#">Win32/Nitol</a>	Other Malware	0.2
7	<a href="#">Win32/Conficker</a>	Worms	0.2
8	<a href="#">Win32/Brontok</a>	Worms	0.2
9	<a href="#">Win32/Sefnit</a>	Trojans	0.1
10	<a href="#">Win32/Zbot</a>	Password Stealers & Monitoring Tools	0.1

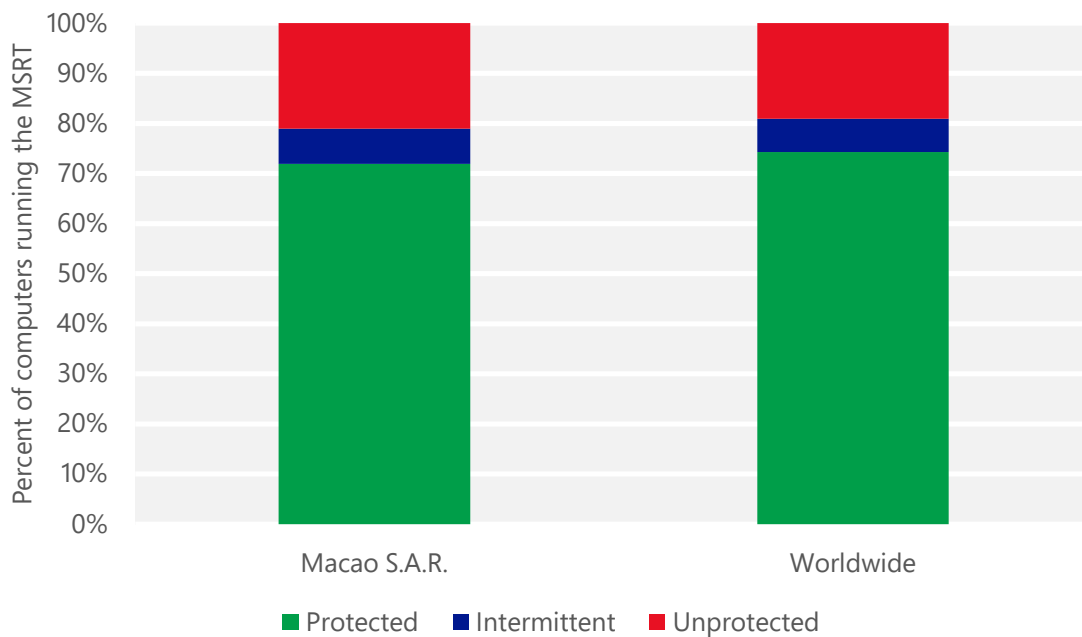
- The most common threat family infecting computers in Macao S.A.R. in 4Q14 was [VBS/Jenxcus](#), which was detected and removed from 1.0 of every 1,000 unique computers scanned by the MSRT. [VBS/Jenxcus](#) is a worm that gives an attacker control of the computer. It is spread by infected removable drives, like USB flash drives. It can also be downloaded within a torrent file.
- The second most common threat family infecting computers in Macao S.A.R. in 4Q14 was [Win32/Ramnit](#), which was detected and removed from 0.9 of every 1,000 unique computers scanned by the MSRT. [Win32/Ramnit](#) is a family of multi-component malware that infects executable files, Microsoft Office files, and HTML files. Win32/Ramnit spreads to removable drives and steals sensitive information such as saved FTP credentials and browser cookies. It may also open a backdoor to await instructions from a remote attacker.
- The third most common threat family infecting computers in Macao S.A.R. in 4Q14 was [Win32/Gamarue](#), which was detected and removed from 0.8 of every 1,000 unique computers scanned by the MSRT. [Win32/Gamarue](#) is a worm that is commonly distributed via exploit kits and social engineering. Variants have been observed stealing information from the local computer and communicating with command-and-control (C&C) servers managed by attackers.
- The fourth most common threat family infecting computers in Macao S.A.R. in 4Q14 was [Win32/Necurs](#), which was detected and removed from 0.3 of every 1,000 unique computers scanned by the MSRT. [Win32/Necurs](#) is a family of malware that downloads additional malware, including variants from the Win32/Sirefef and Win32/Medfos families, and enables backdoor access and control of the computer.

## Security software use

Recent releases of the MSRT collect and report details about the state of real-time antimalware software on a computer, if the computer's administrator has chosen to opt in to provide data to Microsoft. This telemetry data makes it possible to analyze security software usage patterns around the world and correlate them with infection rates.

A typical computer runs the MSRT three times each quarter, once for each monthly version of the tool that Microsoft releases. In the figure below, "Protected" represents computers that had real-time security software active and up-to-date every time the MSRT ran during a quarter; "Intermittently protected" represents computers that had security software active during one or more MSRT executions, but not all of them; and "Unprotected" represents computers that did not have security software active during any MSRT executions that quarter.

Percent of computers in Macao S.A.R. and worldwide protected by real-time security software in 4Q14



## Drive-by download sites

A *drive-by download* site is a website that hosts one or more exploits that target vulnerabilities in web browsers and browser add-ons. Users with vulnerable computers can be infected with malware simply by visiting such a website, even without attempting to download anything. Drive-by download pages are usually hosted on legitimate Web sites to which an attacker has posted exploit code. Attackers gain access to legitimate sites through intrusion or by posting malicious code to a poorly secured web form, like a comment field on a blog. Compromised sites can be hosted anywhere in the world and concern nearly any subject imaginable, making it difficult for even an experienced user to identify a compromised site from a list of search results.

Search engines such as Bing have taken a number of measures to help protect users from drive-by downloads. As Bing indexes the web, pages are assessed for malicious elements or malicious behavior. Clicking the link in the list of search results displays a prominent warning, saying that the page may contain malicious software.

At the end of 3Q14, Bing detected 0.04 drive-by download URLs for every 1,000 URLs hosted in Macao S.A.R., compared to 0.41 worldwide. At the end of 4Q14, Bing detected 0.10 drive-by download URLs for every 1,000 URLs hosted in Macao S.A.R., compared to 0.45 worldwide.

Drive-by download pages per 1,000 URLs hosted in Macao S.A.R. and worldwide

Metric	October 1, 2014	January 1, 2015
Drive-by download pages per 1,000 URLs, Macao S.A.R.	0.04	0.10
<i>Drive-by download pages per 1,000 URLs worldwide</i>	<i>0.41</i>	<i>0.45</i>



# Malaysia

The statistics presented here are generated by Microsoft security programs and services running on computers in Malaysia in 4Q14 and previous quarters. This data is provided from administrators or users who choose to opt in to provide data to Microsoft, using IP address geolocation to determine country or region.

On computers running real-time security software, most attempts by malware to infect computers are blocked before they succeed. Therefore, for a comprehensive understanding of the malware landscape, it's important to consider infection attempts that are blocked as well as infections that are removed. For this reason, Microsoft uses two different metrics to measure malware prevalence:

- *Encounter rate* is simply the percentage of computers running Microsoft real-time security products that report a malware encounter, whether the infection attempt succeeds or not.
- *Computers cleaned per mille*, or *CCM*, is an infection rate metric that is defined as the number of computers cleaned for every 1,000 unique computers executing the Malicious Software Removal Tool (MSRT), a free tool distributed through Microsoft update services that removes more than 200 highly prevalent or serious threats from computers.

Infection rate statistics for Malaysia

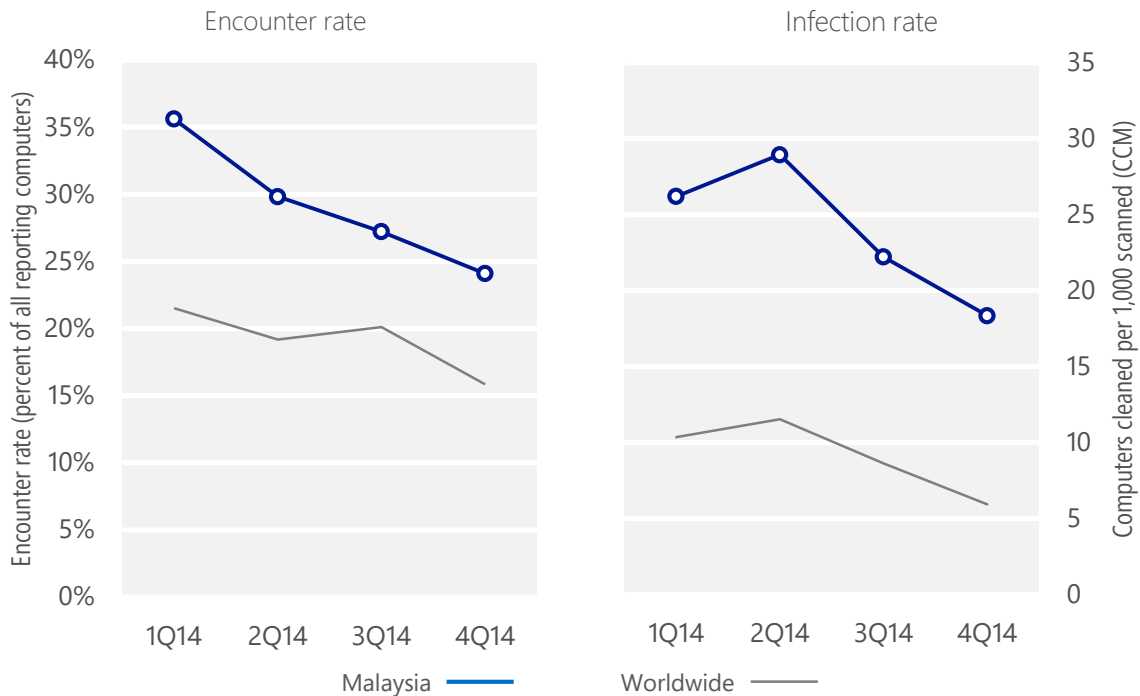
Metric	1Q14	2Q14	3Q14	4Q14
Encounter rate, Malaysia	35.6%	29.8%	27.2%	24.1%
Worldwide encounter rate	21.5%	19.2%	20.1%	15.9%
CCM, Malaysia	26.2	29.0	22.2	18.4
Worldwide CCM	10.3	11.5	8.6	5.9

Encounter and infection rates reported here do not include totals for the Brantall, Filcoute, and Rotbrow malware families. See pages 57–64 of [Microsoft Security Intelligence Report, Volume 17](#) for an explanation of this decision.

## Encounter and infection rate trends

In 4Q14, 24.1% percent of computers in Malaysia encountered malware, compared to the 4Q14 worldwide encounter rate of 15.9 percent. In addition, the MSRT detected and removed malware from 18.4 of every 1,000 unique computers scanned in Malaysia in 4Q14 (a CCM score of 18.4, compared to the 4Q14 worldwide CCM of 5.9). The following figure shows the encounter and infection rate trends for Malaysia over the last four quarters, compared to the world as a whole.

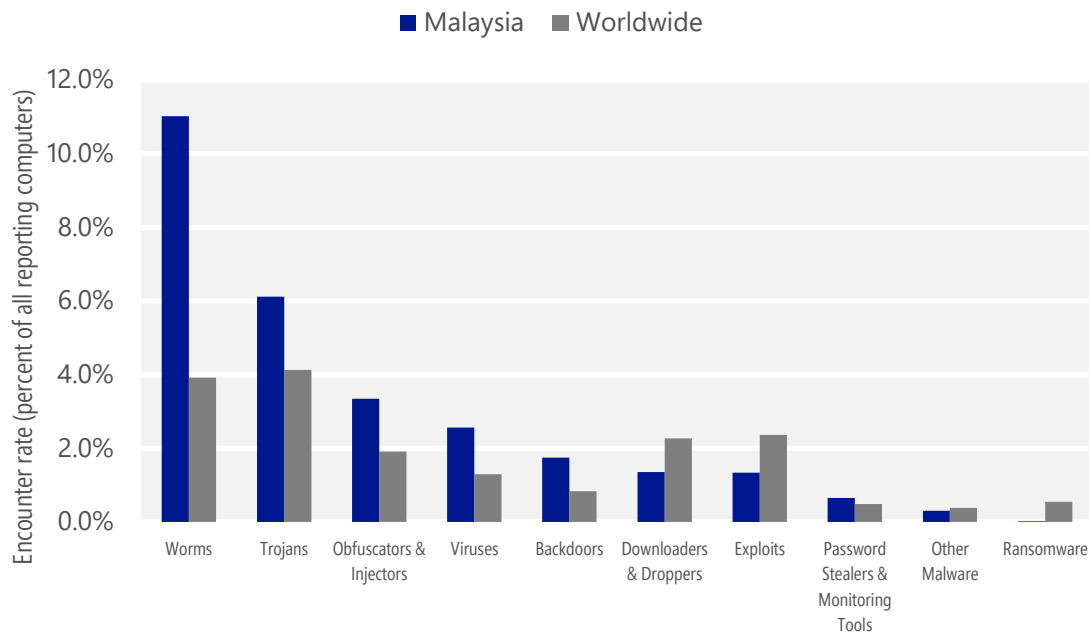
Malware encounter and infection rate trends in Malaysia and worldwide



See the Worldwide Threat Assessment section of [Microsoft Security Intelligence Report, Volume 18](http://www.microsoft.com/sir) at [www.microsoft.com/sir](http://www.microsoft.com/sir) for more information about threats in Malaysia and around the world, and for explanations of the methods and terms used here.

## Malware categories

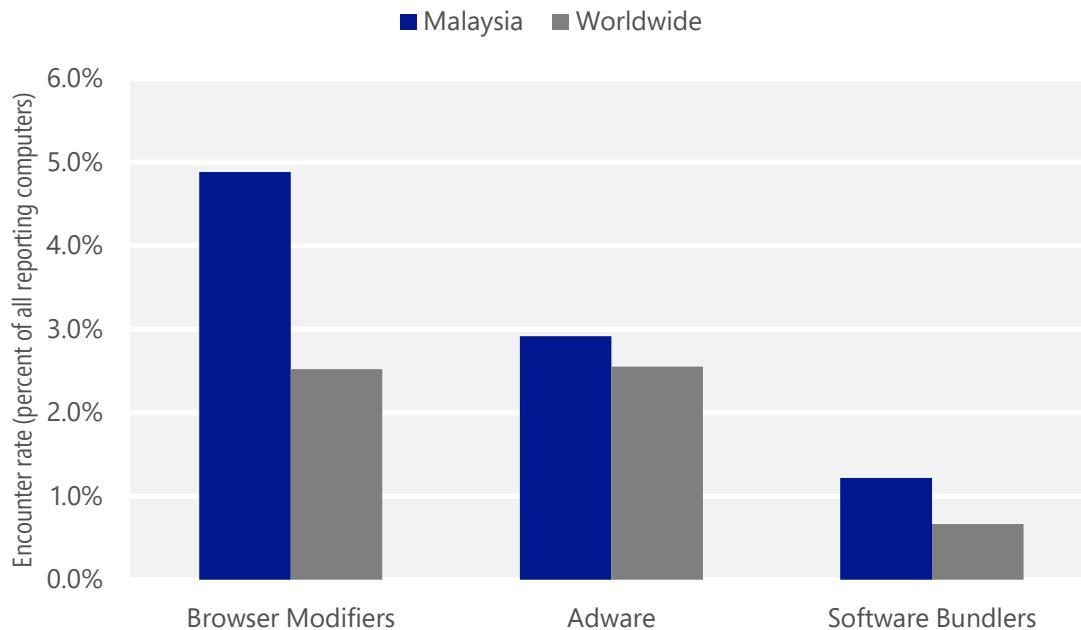
Malware encountered in Malaysia in 4Q14, by category



- The most common malware category in Malaysia in 4Q14 was Worms. It was encountered by 11.0 percent of all computers there, down from 13.1 percent in 3Q14.
- The second most common malware category in Malaysia in 4Q14 was Trojans. It was encountered by 6.1 percent of all computers there, down from 8.4 percent in 3Q14.
- The third most common malware category in Malaysia in 4Q14 was Obfuscators & Injectors, which was encountered by 3.3 percent of all computers there, down from 3.5 percent in 3Q14.

## Unwanted software categories

Unwanted software encountered in Malaysia in 4Q14, by category



- The most common unwanted software category in Malaysia in 4Q14 was Browser Modifiers. It was encountered by 4.9 percent of all computers there, down from 6.4 percent in 3Q14.
- The second most common unwanted software category in Malaysia in 4Q14 was Adware. It was encountered by 2.9 percent of all computers there, up from 0.8 percent in 3Q14.
- The third most common unwanted software category in Malaysia in 4Q14 was Software Bundlers, which was encountered by 1.2 percent of all computers there, up from 0.1 percent in 3Q14.



## Top malware families by encounter rate

The most common malware families encountered in Malaysia in 4Q14

	Family	Most significant category	% of reporting computers
1	<a href="#">VBS/Jenxcus</a>	Worms	5.0%
2	<a href="#">Win32/Gamarue</a>	Worms	2.9%
3	<a href="#">INF/Autorun</a>	Obfuscators & Injectors	2.2%
4	<a href="#">JS/Faceliker</a>	Trojans	1.9%
5	<a href="#">Win32/Obfuscator</a>	Obfuscators & Injectors	1.4%
6	<a href="#">Win32/Sality</a>	Viruses	1.3%
7	<a href="#">Win32/Dorkbot</a>	Worms	1.3%
8	<a href="#">Win32/Ramnit</a>	Trojans	1.1%
9	<a href="#">Win32/Vermis</a>	Worms	1.0%
10	<a href="#">Win32/Conficker</a>	Worms	0.9%

- The most common malware family encountered in Malaysia in 4Q14 was [VBS/Jenxcus](#), which was encountered by 5.0 percent of reporting computers there. [VBS/Jenxcus](#) is a worm that gives an attacker control of the computer. It is spread by infected removable drives, like USB flash drives. It can also be downloaded within a torrent file.
- The second most common malware family encountered in Malaysia in 4Q14 was [Win32/Gamarue](#), which was encountered by 2.9 percent of reporting computers there. [Win32/Gamarue](#) is a worm that is commonly distributed via exploit kits and social engineering. Variants have been observed stealing information from the local computer and communicating with command-and-control (C&C) servers managed by attackers.
- The third most common malware family encountered in Malaysia in 4Q14 was [INF/Autorun](#), which was encountered by 2.2 percent of reporting computers there. [INF/Autorun](#) is a family of worms that spreads by copying itself to the mapped drives of an infected computer. The mapped drives may include network or removable drives.
- The fourth most common malware family encountered in Malaysia in 4Q14 was [JS/Faceliker](#), which was encountered by 1.9 percent of reporting computers there. [JS/Faceliker](#) is a malicious script that ?likes? content on Facebook without the user's knowledge or consent.

## Top unwanted software families by encounter rate

The most common unwanted software families encountered in Malaysia in 4Q14

	Family	Most significant category	% of reporting computers
1	<a href="#">Win32/Couponruc</a>	Browser Modifiers	3.4%
2	<a href="#">Win32/Defaulttab</a>	Browser Modifiers	1.6%
3	<a href="#">Win32/Costmin</a>	Adware	1.4%
4	<a href="#">Win32/BetterSurf</a>	Adware	1.1%
5	<a href="#">Win32/Gofileexpress</a>	Software Bundlers	0.9%

- The most common unwanted software family encountered in Malaysia in 4Q14 was [Win32/Couponruc](#), which was encountered by 3.4 percent of reporting computers there. [Win32/Couponruc](#) is a browser modifier that changes browser settings and may also modify some computer and Internet settings.
- The second most common unwanted software family encountered in Malaysia in 4Q14 was [Win32/Defaulttab](#), which was encountered by 1.6 percent of reporting computers there. [Win32/Defaulttab](#) is a browser modifier that redirects web browser searches and prevents the user from changing browser settings.
- The third most common unwanted software family encountered in Malaysia in 4Q14 was [Win32/Costmin](#), which was encountered by 1.4 percent of reporting computers there. [Win32/Costmin](#) is an adware family that installs itself as a browser extension for Internet Explorer, Mozilla Firefox, and Google Chrome, and displays advertisements as the user browses the Internet.

## Top threat families by infection rate

The most common malware families by infection rate in Malaysia in 4Q14

	Family	Most significant category	Infection rate (CCM)
1	<a href="#">VBS/Jenxcus</a>	Worms	6.5
2	<a href="#">Win32/Gamarue</a>	Worms	2.9
3	<a href="#">Win32/Sality</a>	Viruses	2.8
4	<a href="#">Win32/Ramnit</a>	Trojans	1.6
5	<a href="#">Win32/Dorkbot</a>	Worms	1.0
6	<a href="#">Win32/Sefnit</a>	Trojans	0.5
7	<a href="#">Win32/Lethic</a>	Trojans	0.5
8	<a href="#">Win32/Pramro</a>	Trojans	0.4
9	<a href="#">Win32/Brontok</a>	Worms	0.4
10	<a href="#">Win32/Conficker</a>	Worms	0.3

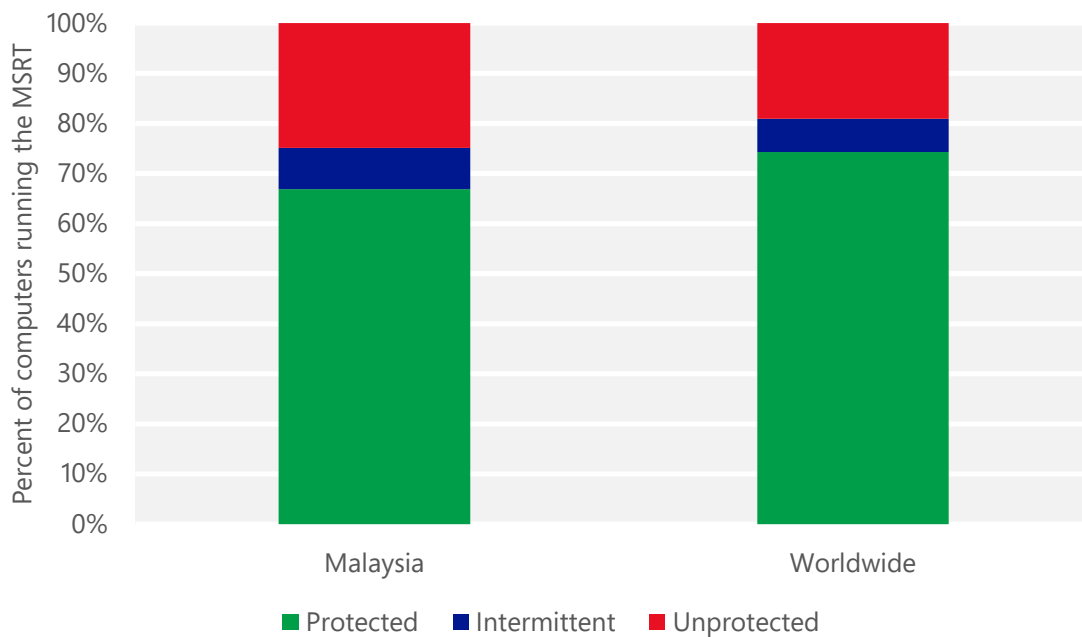
- The most common threat family infecting computers in Malaysia in 4Q14 was [VBS/Jenxcus](#), which was detected and removed from 6.5 of every 1,000 unique computers scanned by the MSRT. [VBS/Jenxcus](#) is a worm that gives an attacker control of the computer. It is spread by infected removable drives, like USB flash drives. It can also be downloaded within a torrent file.
- The second most common threat family infecting computers in Malaysia in 4Q14 was [Win32/Gamarue](#), which was detected and removed from 2.9 of every 1,000 unique computers scanned by the MSRT. [Win32/Gamarue](#) is a worm that is commonly distributed via exploit kits and social engineering. Variants have been observed stealing information from the local computer and communicating with command-and-control (C&C) servers managed by attackers.
- The third most common threat family infecting computers in Malaysia in 4Q14 was [Win32/Sality](#), which was detected and removed from 2.8 of every 1,000 unique computers scanned by the MSRT. [Win32/Sality](#) is a family of polymorphic file infectors that target executable files with the extensions .scr or .exe. They may execute a damaging payload that deletes files with certain extensions and terminates security-related processes and services.
- The fourth most common threat family infecting computers in Malaysia in 4Q14 was [Win32/Ramnit](#), which was detected and removed from 1.6 of every 1,000 unique computers scanned by the MSRT. [Win32/Ramnit](#) is a family of multi-component malware that infects executable files, Microsoft Office files, and HTML files. Win32/Ramnit spreads to removable drives and steals sensitive information such as saved FTP credentials and browser cookies. It may also open a backdoor to await instructions from a remote attacker.

## Security software use

Recent releases of the MSRT collect and report details about the state of real-time antimalware software on a computer, if the computer's administrator has chosen to opt in to provide data to Microsoft. This telemetry data makes it possible to analyze security software usage patterns around the world and correlate them with infection rates.

A typical computer runs the MSRT three times each quarter, once for each monthly version of the tool that Microsoft releases. In the figure below, "Protected" represents computers that had real-time security software active and up-to-date every time the MSRT ran during a quarter; "Intermittently protected" represents computers that had security software active during one or more MSRT executions, but not all of them; and "Unprotected" represents computers that did not have security software active during any MSRT executions that quarter.

Percent of computers in Malaysia and worldwide protected by real-time security software in 4Q14



## Drive-by download sites

A *drive-by download* site is a website that hosts one or more exploits that target vulnerabilities in web browsers and browser add-ons. Users with vulnerable computers can be infected with malware simply by visiting such a website, even without attempting to download anything. Drive-by download pages are usually hosted on legitimate Web sites to which an attacker has posted exploit code. Attackers gain access to legitimate sites through intrusion or by posting malicious code to a poorly secured web form, like a comment field on a blog. Compromised sites can be hosted anywhere in the world and concern nearly any subject imaginable, making it difficult for even an experienced user to identify a compromised site from a list of search results.

Search engines such as Bing have taken a number of measures to help protect users from drive-by downloads. As Bing indexes the web, pages are assessed for malicious elements or malicious behavior. Clicking the link in the list of search results displays a prominent warning, saying that the page may contain malicious software.

At the end of 3Q14, Bing detected 0.63 drive-by download URLs for every 1,000 URLs hosted in Malaysia, compared to 0.41 worldwide. At the end of 4Q14, Bing detected 0.37 drive-by download URLs for every 1,000 URLs hosted in Malaysia, compared to 0.45 worldwide.

Drive-by download pages per 1,000 URLs hosted in Malaysia and worldwide

Metric	October 1, 2014	January 1, 2015
Drive-by download pages per 1,000 URLs, Malaysia	0.63	0.37
<i>Drive-by download pages per 1,000 URLs worldwide</i>	<i>0.41</i>	<i>0.45</i>



# Malta

The statistics presented here are generated by Microsoft security programs and services running on computers in Malta in 4Q14 and previous quarters. This data is provided from administrators or users who choose to opt in to provide data to Microsoft, using IP address geolocation to determine country or region.

On computers running real-time security software, most attempts by malware to infect computers are blocked before they succeed. Therefore, for a comprehensive understanding of the malware landscape, it's important to consider infection attempts that are blocked as well as infections that are removed. For this reason, Microsoft uses two different metrics to measure malware prevalence:

- *Encounter rate* is simply the percentage of computers running Microsoft real-time security products that report a malware encounter, whether the infection attempt succeeds or not.
- *Computers cleaned per mille*, or *CCM*, is an infection rate metric that is defined as the number of computers cleaned for every 1,000 unique computers executing the Malicious Software Removal Tool (MSRT), a free tool distributed through Microsoft update services that removes more than 200 highly prevalent or serious threats from computers.

Infection rate statistics for Malta

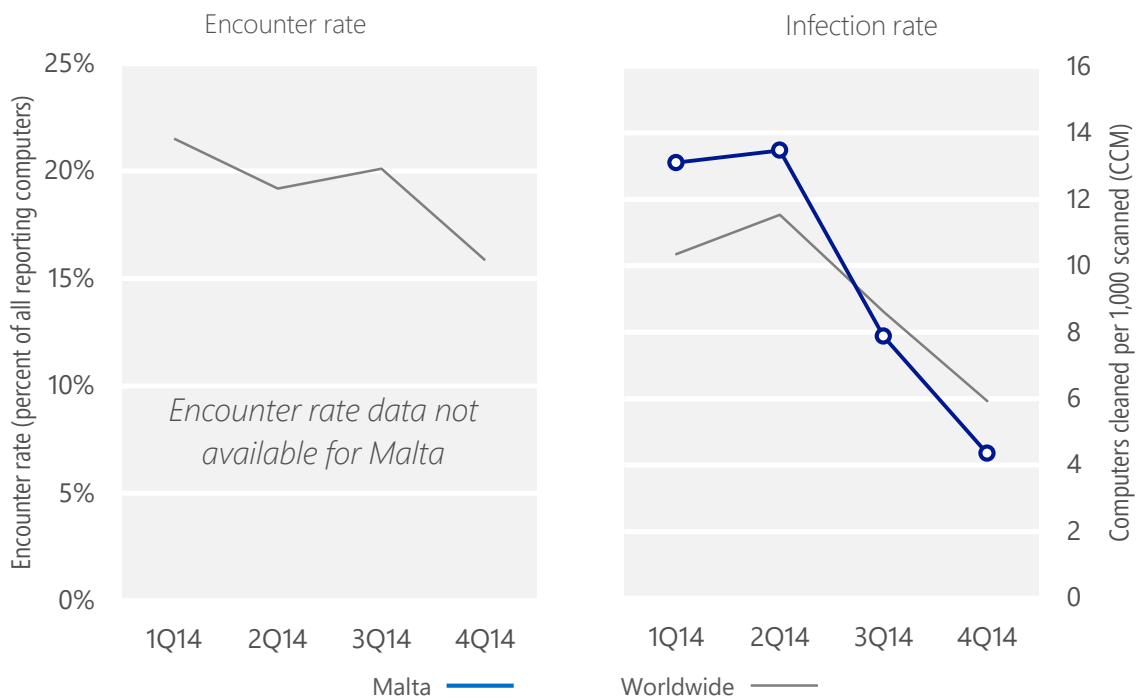
Metric	1Q14	2Q14	3Q14	4Q14
Encounter rate, Malta	N/A	N/A	N/A	N/A
Worldwide encounter rate	21.5%	19.2%	20.1%	15.9%
CCM, Malta	13.1	13.5	7.9	4.4
Worldwide CCM	10.3	11.5	8.6	5.9

Encounter and infection rates reported here do not include totals for the Brantall, Filcoute, and Rotbrow malware families. See pages 57–64 of [Microsoft Security Intelligence Report, Volume 17](#) for an explanation of this decision.

## Encounter and infection rate trends

In 4Q14, the MSRT detected and removed malware from 4.4 of every 1,000 unique computers scanned in Malta in 4Q14 (a CCM score of 4.4, compared to the 4Q14 worldwide CCM of 5.9). The following figure shows the encounter and infection rate trends for Malta over the last four quarters, compared to the world as a whole.

Malware encounter and infection rate trends in Malta and worldwide



See the Worldwide Threat Assessment section of [Microsoft Security Intelligence Report, Volume 18](#) at [www.microsoft.com/sir](http://www.microsoft.com/sir) for more information about threats in Malta and around the world, and for explanations of the methods and terms used here.



## Top threat families by infection rate

The most common malware families by infection rate in Malta in 4Q14

	Family	Most significant category	Infection rate (CCM)
1	<a href="#">VBS/Jenxcus</a>	Worms	1.7
2	<a href="#">Win32/Sefnit</a>	Trojans	0.3
3	<a href="#">MSIL/Bladabindi</a>	Backdoors	0.2
4	<a href="#">Win32/Zbot</a>	Password Stealers & Monitoring Tools	0.2
5	<a href="#">Win32/Sality</a>	Viruses	0.2
6	<a href="#">Win32/Alureon</a>	Trojans	0.2
7	<a href="#">JS/Miuref</a>	Trojans	0.1
8	<a href="#">JS/Kilim</a>	Trojans	0.1
9	<a href="#">Win32/Wysotot</a>	Trojans	0.1
10	<a href="#">Win32/Lecpetex</a>	Downloaders & Droppers	0.1

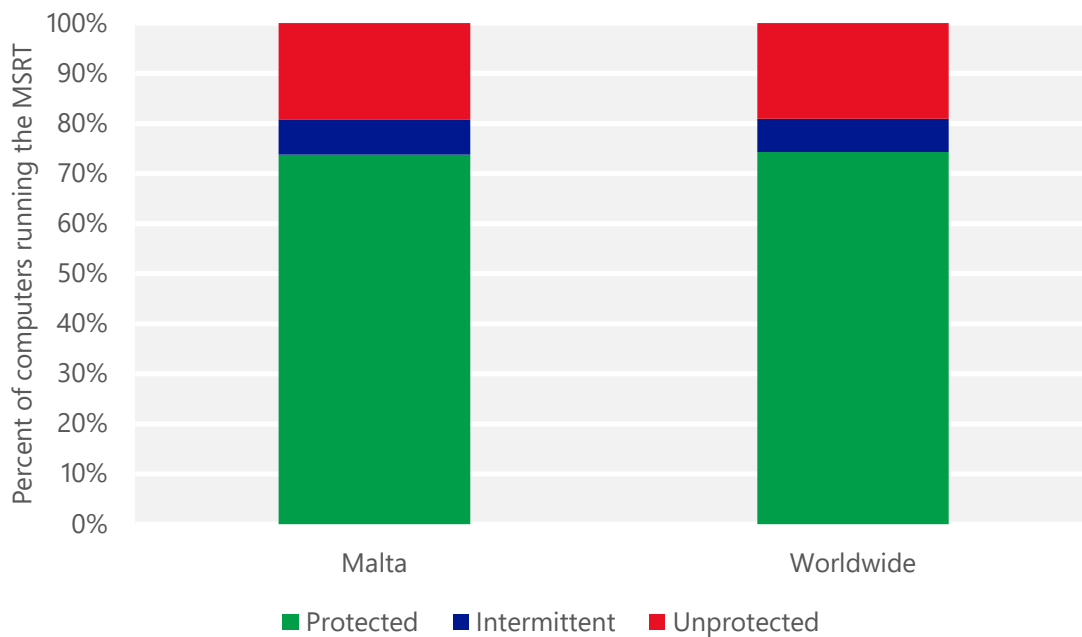
- The most common threat family infecting computers in Malta in 4Q14 was [VBS/Jenxcus](#), which was detected and removed from 1.7 of every 1,000 unique computers scanned by the MSRT. [VBS/Jenxcus](#) is a worm that gives an attacker control of the computer. It is spread by infected removable drives, like USB flash drives. It can also be downloaded within a torrent file.
- The second most common threat family infecting computers in Malta in 4Q14 was [Win32/Sefnit](#), which was detected and removed from 0.3 of every 1,000 unique computers scanned by the MSRT. [Win32/Sefnit](#) is a family of trojans that can allow backdoor access, download files, and use the computer and Internet connection for click fraud. Some variants can monitor web browsers and hijack search results.
- The third most common threat family infecting computers in Malta in 4Q14 was [MSIL/Bladabindi](#), which was detected and removed from 0.2 of every 1,000 unique computers scanned by the MSRT. [MSIL/Bladabindi](#) is a family of backdoors created by a malicious hacker tool called NJ Rat. The can steal sensitive information, download other malware, and allow backdoor access to an infected computer.
- The fourth most common threat family infecting computers in Malta in 4Q14 was [Win32/Zbot](#), which was detected and removed from 0.2 of every 1,000 unique computers scanned by the MSRT. [Win32/Zbot](#) is a family of password stealing trojans that also contains backdoor functionality allowing unauthorized access and control of an affected computer.

## Security software use

Recent releases of the MSRT collect and report details about the state of real-time antimalware software on a computer, if the computer's administrator has chosen to opt in to provide data to Microsoft. This telemetry data makes it possible to analyze security software usage patterns around the world and correlate them with infection rates.

A typical computer runs the MSRT three times each quarter, once for each monthly version of the tool that Microsoft releases. In the figure below, "Protected" represents computers that had real-time security software active and up-to-date every time the MSRT ran during a quarter; "Intermittently protected" represents computers that had security software active during one or more MSRT executions, but not all of them; and "Unprotected" represents computers that did not have security software active during any MSRT executions that quarter.

Percent of computers in Malta and worldwide protected by real-time security software in 4Q14



## Drive-by download sites

A *drive-by download* site is a website that hosts one or more exploits that target vulnerabilities in web browsers and browser add-ons. Users with vulnerable computers can be infected with malware simply by visiting such a website, even without attempting to download anything. Drive-by download pages are usually hosted on legitimate Web sites to which an attacker has posted exploit code. Attackers gain access to legitimate sites through intrusion or by posting malicious code to a poorly secured web form, like a comment field on a blog. Compromised sites can be hosted anywhere in the world and concern nearly any subject imaginable, making it difficult for even an experienced user to identify a compromised site from a list of search results.

Search engines such as Bing have taken a number of measures to help protect users from drive-by downloads. As Bing indexes the web, pages are assessed for malicious elements or malicious behavior. Clicking the link in the list of search results displays a prominent warning, saying that the page may contain malicious software.

At the end of 3Q14, Bing detected 0.12 drive-by download URLs for every 1,000 URLs hosted in Malta, compared to 0.41 worldwide. At the end of 4Q14, Bing detected 0.03 drive-by download URLs for every 1,000 URLs hosted in Malta, compared to 0.45 worldwide.

Drive-by download pages per 1,000 URLs hosted in Malta and worldwide

Metric	October 1, 2014	January 1, 2015
Drive-by download pages per 1,000 URLs, Malta	0.12	0.03
<i>Drive-by download pages per 1,000 URLs worldwide</i>	<i>0.41</i>	<i>0.45</i>



# Mexico

The statistics presented here are generated by Microsoft security programs and services running on computers in Mexico in 4Q14 and previous quarters. This data is provided from administrators or users who choose to opt in to provide data to Microsoft, using IP address geolocation to determine country or region.

On computers running real-time security software, most attempts by malware to infect computers are blocked before they succeed. Therefore, for a comprehensive understanding of the malware landscape, it's important to consider infection attempts that are blocked as well as infections that are removed. For this reason, Microsoft uses two different metrics to measure malware prevalence:

- *Encounter rate* is simply the percentage of computers running Microsoft real-time security products that report a malware encounter, whether the infection attempt succeeds or not.
- *Computers cleaned per mille*, or *CCM*, is an infection rate metric that is defined as the number of computers cleaned for every 1,000 unique computers executing the Malicious Software Removal Tool (MSRT), a free tool distributed through Microsoft update services that removes more than 200 highly prevalent or serious threats from computers.

Infection rate statistics for Mexico

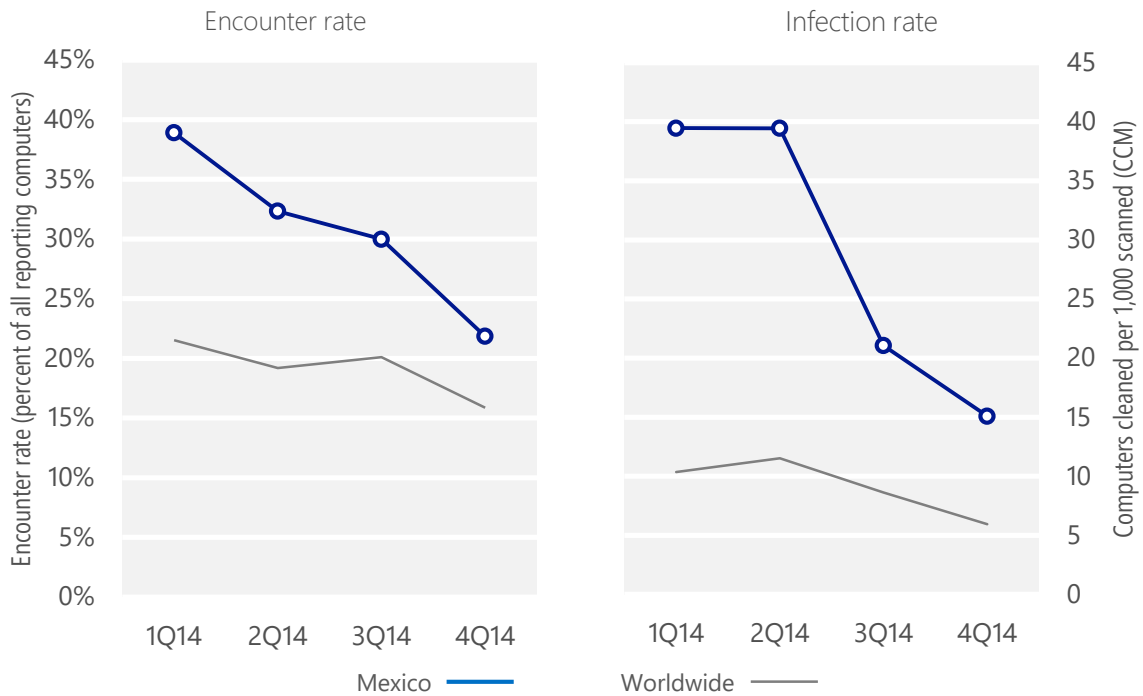
Metric	1Q14	2Q14	3Q14	4Q14
Encounter rate, Mexico	38.9%	32.3%	30.0%	21.9%
Worldwide encounter rate	21.5%	19.2%	20.1%	15.9%
CCM, Mexico	39.5	39.5	21.1	15.1
Worldwide CCM	10.3	11.5	8.6	5.9

Encounter and infection rates reported here do not include totals for the Brantall, Filcoute, and Rotbrow malware families. See pages 57–64 of [Microsoft Security Intelligence Report, Volume 17](#) for an explanation of this decision.

## Encounter and infection rate trends

In 4Q14, 21.9% percent of computers in Mexico encountered malware, compared to the 4Q14 worldwide encounter rate of 15.9 percent. In addition, the MSRT detected and removed malware from 15.1 of every 1,000 unique computers scanned in Mexico in 4Q14 (a CCM score of 15.1, compared to the 4Q14 worldwide CCM of 5.9). The following figure shows the encounter and infection rate trends for Mexico over the last four quarters, compared to the world as a whole.

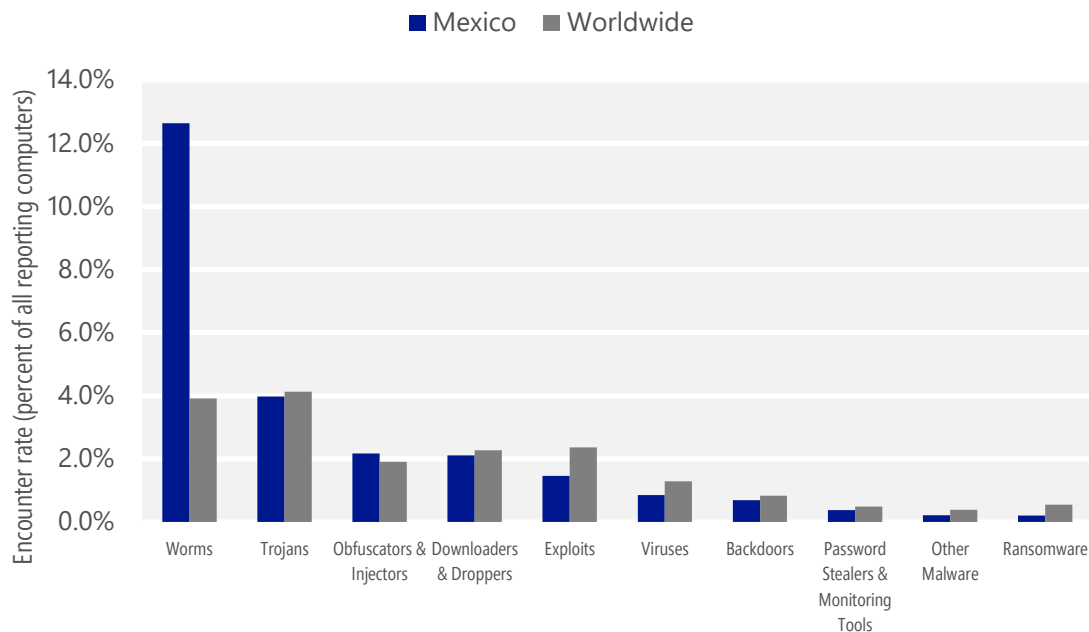
Malware encounter and infection rate trends in Mexico and worldwide



See the Worldwide Threat Assessment section of [Microsoft Security Intelligence Report, Volume 18](http://www.microsoft.com/sir) at [www.microsoft.com/sir](http://www.microsoft.com/sir) for more information about threats in Mexico and around the world, and for explanations of the methods and terms used here.

## Malware categories

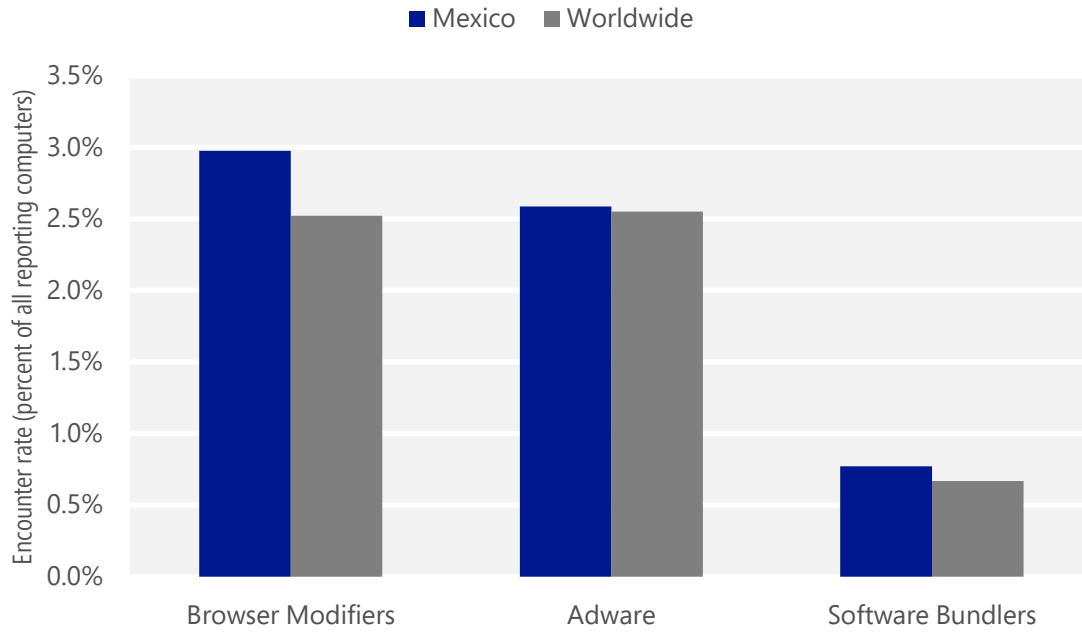
Malware encountered in Mexico in 4Q14, by category



- The most common malware category in Mexico in 4Q14 was Worms. It was encountered by 12.6 percent of all computers there, down from 14.2 percent in 3Q14.
- The second most common malware category in Mexico in 4Q14 was Trojans. It was encountered by 4.0 percent of all computers there, down from 6.8 percent in 3Q14.
- The third most common malware category in Mexico in 4Q14 was Obfuscators & Injectors, which was encountered by 2.2 percent of all computers there, down from 6.5 percent in 3Q14.

## Unwanted software categories

Unwanted software encountered in Mexico in 4Q14, by category



- The most common unwanted software category in Mexico in 4Q14 was Browser Modifiers. It was encountered by 3.0 percent of all computers there, down from 6.7 percent in 3Q14.
- The second most common unwanted software category in Mexico in 4Q14 was Adware. It was encountered by 2.6 percent of all computers there, down from 4.1 percent in 3Q14.
- The third most common unwanted software category in Mexico in 4Q14 was Software Bundlers, which was encountered by 0.8 percent of all computers there, up from 0.1 percent in 3Q14.



## Top malware families by encounter rate

The most common malware families encountered in Mexico in 4Q14

	Family	Most significant category	% of reporting computers
1	<a href="#">VBS/Jenxcus</a>	Worms	6.5%
2	<a href="#">Win32/Gamarue</a>	Worms	2.3%
3	<a href="#">JS/Bondat</a>	Worms	2.0%
4	<a href="#">INF/Autorun</a>	Obfuscators & Injectors	1.6%
5	<a href="#">Win32/Dorkbot</a>	Worms	1.0%
6	<a href="#">Win32/Vermis</a>	Worms	0.9%
7	<a href="#">Win32/Crastic</a>	Worms	0.9%
8	<a href="#">Win32/Conficker</a>	Worms	0.9%
9	<a href="#">Win32/Brontok</a>	Worms	0.8%
10	<a href="#">Win32/Tugspay</a>	Downloaders & Droppers	0.7%

- The most common malware family encountered in Mexico in 4Q14 was [VBS/Jenxcus](#), which was encountered by 6.5 percent of reporting computers there. [VBS/Jenxcus](#) is a worm that gives an attacker control of the computer. It is spread by infected removable drives, like USB flash drives. It can also be downloaded within a torrent file.
- The second most common malware family encountered in Mexico in 4Q14 was [Win32/Gamarue](#), which was encountered by 2.3 percent of reporting computers there. [Win32/Gamarue](#) is a worm that is commonly distributed via exploit kits and social engineering. Variants have been observed stealing information from the local computer and communicating with command-and-control (C&C) servers managed by attackers.
- The third most common malware family encountered in Mexico in 4Q14 was [JS/Bondat](#), which was encountered by 2.0 percent of reporting computers there. [JS/Bondat](#) is a family of threats that collects information about the computer, infects removable drives, and tries to stop the user from accessing files. It spreads by infecting removable drives, such as USB thumb drives and flash drives.
- The fourth most common malware family encountered in Mexico in 4Q14 was [INF/Autorun](#), which was encountered by 1.6 percent of reporting computers there. [INF/Autorun](#) is a family of worms that spreads by copying itself to the mapped drives of an infected computer. The mapped drives may include network or removable drives.

## Top unwanted software families by encounter rate

The most common unwanted software families encountered in Mexico in 4Q14

	Family	Most significant category	% of reporting computers
1	<a href="#">Win32/Couponruc</a>	Browser Modifiers	2.4%
2	<a href="#">Win32/Costmin</a>	Adware	0.9%
3	<a href="#">Win32/BetterSurf</a>	Adware	0.6%
4	<a href="#">Win32/Defaulttab</a>	Browser Modifiers	0.6%
5	<a href="#">Win32/AddLyrics</a>	Adware	0.3%

- The most common unwanted software family encountered in Mexico in 4Q14 was [Win32/Couponruc](#), which was encountered by 2.4 percent of reporting computers there. [Win32/Couponruc](#) is a browser modifier that changes browser settings and may also modify some computer and Internet settings.
- The second most common unwanted software family encountered in Mexico in 4Q14 was [Win32/Costmin](#), which was encountered by 0.9 percent of reporting computers there. [Win32/Costmin](#) is an adware family that installs itself as a browser extension for Internet Explorer, Mozilla Firefox, and Google Chrome, and displays advertisements as the user browses the Internet.
- The third most common unwanted software family encountered in Mexico in 4Q14 was [Win32/BetterSurf](#), which was encountered by 0.6 percent of reporting computers there. [Win32/BetterSurf](#) is adware that displays unwanted ads on search engine results pages and other websites. It may be included with software bundles that offer free applications or games.

## Top threat families by infection rate

The most common malware families by infection rate in Mexico in 4Q14

	Family	Most significant category	Infection rate (CCM)
1	<a href="#">VBS/Jenxcus</a>	Worms	7.8
2	<a href="#">Win32/Gamarue</a>	Worms	1.3
3	<a href="#">Win32/Wysotot</a>	Trojans	1.0
4	<a href="#">Win32/Brontok</a>	Worms	0.9
5	<a href="#">Win32/Dorkbot</a>	Worms	0.8
6	<a href="#">Win32/Lefgroo</a>	Worms	0.7
7	<a href="#">Win32/Sefnit</a>	Trojans	0.6
8	<a href="#">Win32/Sality</a>	Viruses	0.5
9	<a href="#">Win32/Vobfus</a>	Worms	0.4
10	<a href="#">MSIL/Spacekito</a>	Trojans	0.3

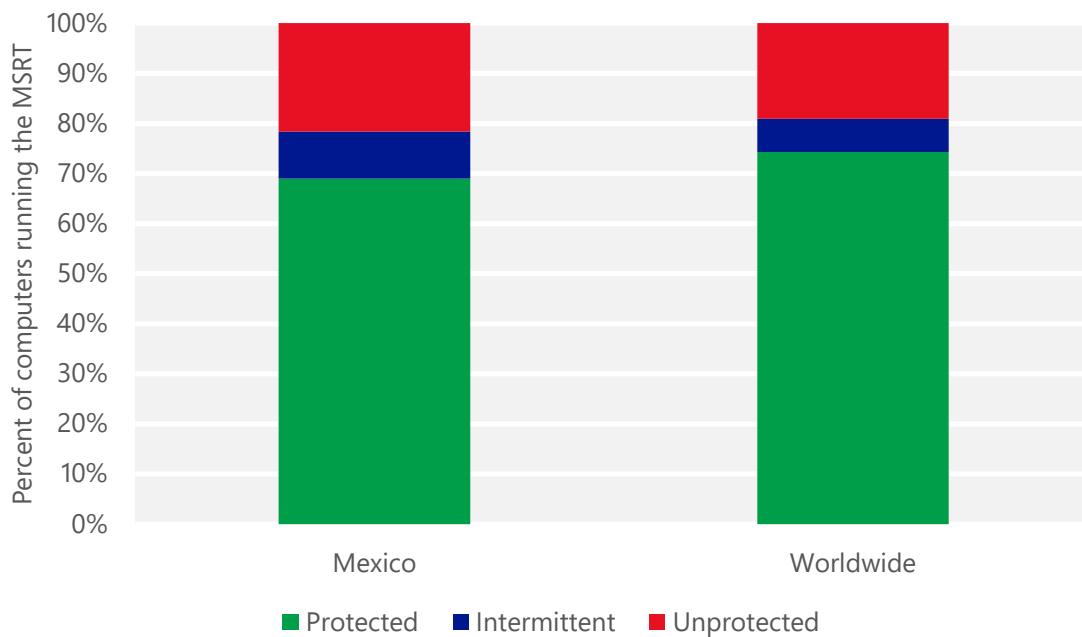
- The most common threat family infecting computers in Mexico in 4Q14 was [VBS/Jenxcus](#), which was detected and removed from 7.8 of every 1,000 unique computers scanned by the MSRT. [VBS/Jenxcus](#) is a worm that gives an attacker control of the computer. It is spread by infected removable drives, like USB flash drives. It can also be downloaded within a torrent file.
- The second most common threat family infecting computers in Mexico in 4Q14 was [Win32/Gamarue](#), which was detected and removed from 1.3 of every 1,000 unique computers scanned by the MSRT. [Win32/Gamarue](#) is a worm that is commonly distributed via exploit kits and social engineering. Variants have been observed stealing information from the local computer and communicating with command-and-control (C&C) servers managed by attackers.
- The third most common threat family infecting computers in Mexico in 4Q14 was [Win32/Wysotot](#), which was detected and removed from 1.0 of every 1,000 unique computers scanned by the MSRT. [Win32/Wysotot](#) is a threat that can change the start page of the user's web browser, and may download and install other files to the computer. It is installed by software bundlers that advertise free software or games.
- The fourth most common threat family infecting computers in Mexico in 4Q14 was [Win32/Brontok](#), which was detected and removed from 0.9 of every 1,000 unique computers scanned by the MSRT. [Win32/Brontok](#) is a mass-mailing email worm that spreads by sending copies of itself as email attachments to addresses gathered from files on the infected computer, and by copying itself to removable volumes. Brontok can disable security software, and may conduct DoS attacks against certain websites.

## Security software use

Recent releases of the MSRT collect and report details about the state of real-time antimalware software on a computer, if the computer's administrator has chosen to opt in to provide data to Microsoft. This telemetry data makes it possible to analyze security software usage patterns around the world and correlate them with infection rates.

A typical computer runs the MSRT three times each quarter, once for each monthly version of the tool that Microsoft releases. In the figure below, "Protected" represents computers that had real-time security software active and up-to-date every time the MSRT ran during a quarter; "Intermittently protected" represents computers that had security software active during one or more MSRT executions, but not all of them; and "Unprotected" represents computers that did not have security software active during any MSRT executions that quarter.

Percent of computers in Mexico and worldwide protected by real-time security software in 4Q14



## Drive-by download sites

A *drive-by download* site is a website that hosts one or more exploits that target vulnerabilities in web browsers and browser add-ons. Users with vulnerable computers can be infected with malware simply by visiting such a website, even without attempting to download anything. Drive-by download pages are usually hosted on legitimate Web sites to which an attacker has posted exploit code. Attackers gain access to legitimate sites through intrusion or by posting malicious code to a poorly secured web form, like a comment field on a blog. Compromised sites can be hosted anywhere in the world and concern nearly any subject imaginable, making it difficult for even an experienced user to identify a compromised site from a list of search results.

Search engines such as Bing have taken a number of measures to help protect users from drive-by downloads. As Bing indexes the web, pages are assessed for malicious elements or malicious behavior. Clicking the link in the list of search results displays a prominent warning, saying that the page may contain malicious software.

At the end of 3Q14, Bing detected 0.24 drive-by download URLs for every 1,000 URLs hosted in Mexico, compared to 0.41 worldwide. At the end of 4Q14, Bing detected 0.10 drive-by download URLs for every 1,000 URLs hosted in Mexico, compared to 0.45 worldwide.

Drive-by download pages per 1,000 URLs hosted in Mexico and worldwide

Metric	October 1, 2014	January 1, 2015
Drive-by download pages per 1,000 URLs, Mexico	0.24	0.10
<i>Drive-by download pages per 1,000 URLs worldwide</i>	<i>0.41</i>	<i>0.45</i>



# Moldova

The statistics presented here are generated by Microsoft security programs and services running on computers in Moldova in 4Q14 and previous quarters. This data is provided from administrators or users who choose to opt in to provide data to Microsoft, using IP address geolocation to determine country or region.

On computers running real-time security software, most attempts by malware to infect computers are blocked before they succeed. Therefore, for a comprehensive understanding of the malware landscape, it's important to consider infection attempts that are blocked as well as infections that are removed. For this reason, Microsoft uses two different metrics to measure malware prevalence:

- *Encounter rate* is simply the percentage of computers running Microsoft real-time security products that report a malware encounter, whether the infection attempt succeeds or not.
- *Computers cleaned per mille*, or *CCM*, is an infection rate metric that is defined as the number of computers cleaned for every 1,000 unique computers executing the Malicious Software Removal Tool (MSRT), a free tool distributed through Microsoft update services that removes more than 200 highly prevalent or serious threats from computers.

Infection rate statistics for Moldova

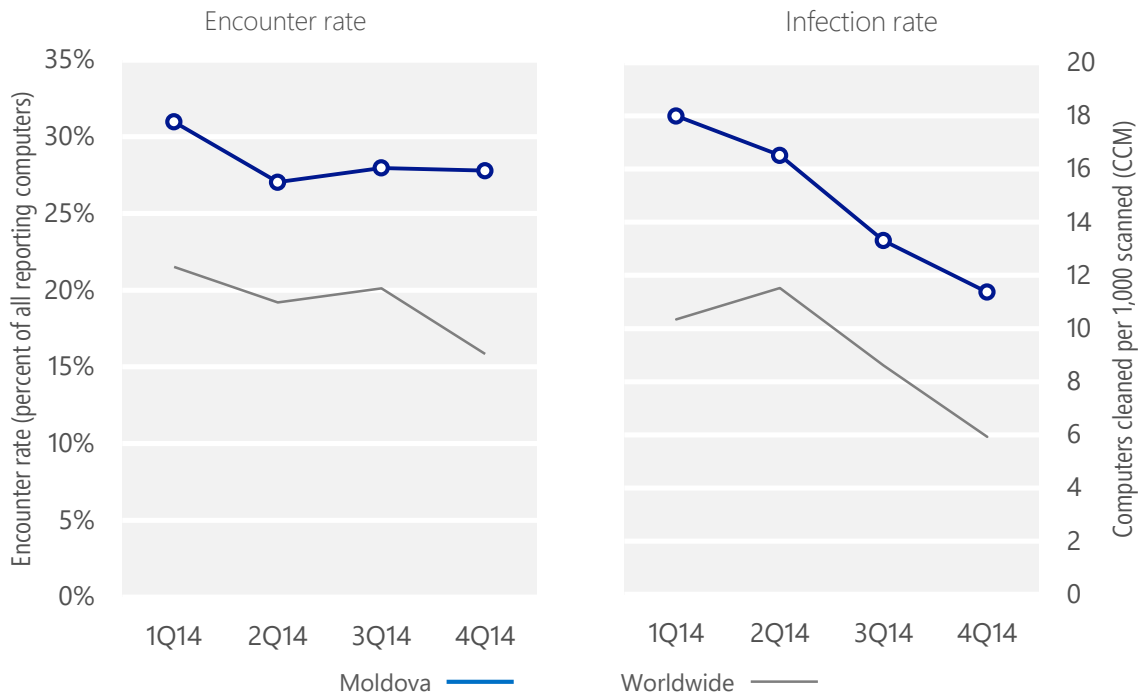
Metric	1Q14	2Q14	3Q14	4Q14
Encounter rate, Moldova	31.0%	27.0%	28.0%	27.8%
Worldwide encounter rate	21.5%	19.2%	20.1%	15.9%
CCM, Moldova	18.0	16.5	13.3	11.4
Worldwide CCM	10.3	11.5	8.6	5.9

Encounter and infection rates reported here do not include totals for the Brantall, Filcoute, and Rotbrow malware families. See pages 57–64 of [Microsoft Security Intelligence Report, Volume 17](#) for an explanation of this decision.

## Encounter and infection rate trends

In 4Q14, 27.8% percent of computers in Moldova encountered malware, compared to the 4Q14 worldwide encounter rate of 15.9 percent. In addition, the MSRT detected and removed malware from 11.4 of every 1,000 unique computers scanned in Moldova in 4Q14 (a CCM score of 11.4, compared to the 4Q14 worldwide CCM of 5.9). The following figure shows the encounter and infection rate trends for Moldova over the last four quarters, compared to the world as a whole.

Malware encounter and infection rate trends in Moldova and worldwide

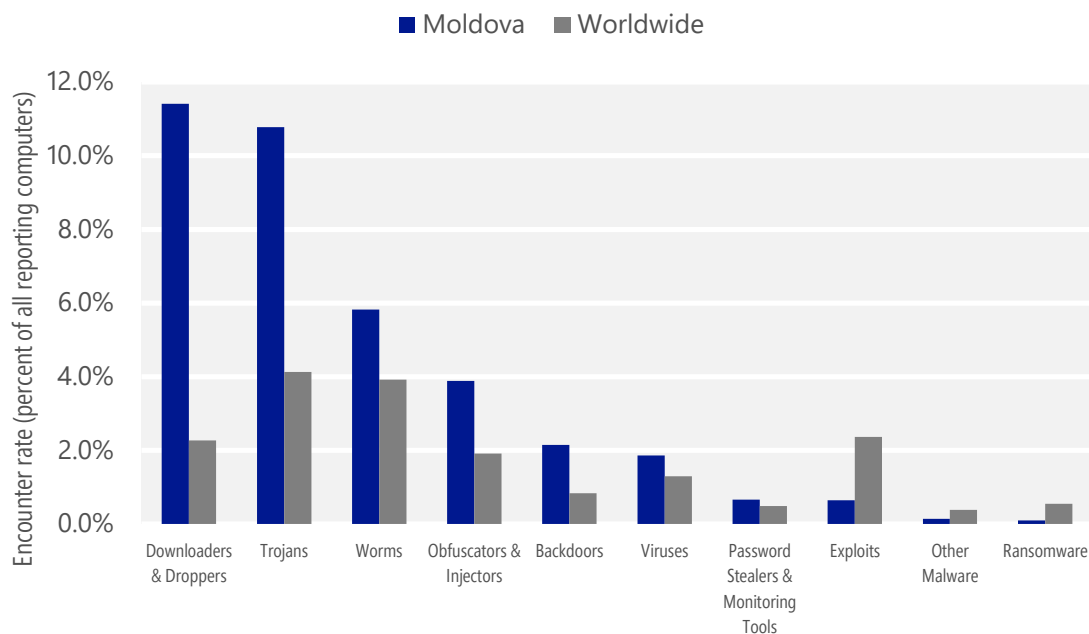


See the Worldwide Threat Assessment section of [Microsoft Security Intelligence Report, Volume 18](http://www.microsoft.com/sir) at [www.microsoft.com/sir](http://www.microsoft.com/sir) for more information about threats in Moldova and around the world, and for explanations of the methods and terms used here.



## Malware categories

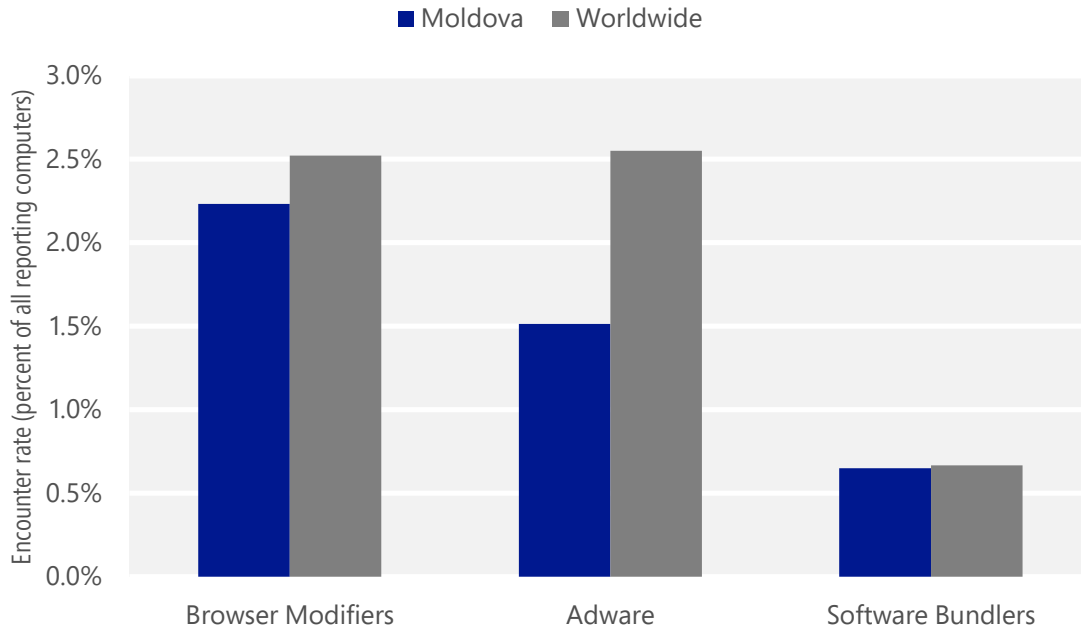
Malware encountered in Moldova in 4Q14, by category



- The most common malware category in Moldova in 4Q14 was Downloaders & Droppers. It was encountered by 11.4 percent of all computers there, down from 12.3 percent in 3Q14.
- The second most common malware category in Moldova in 4Q14 was Trojans. It was encountered by 10.8 percent of all computers there, down from 10.8 percent in 3Q14.
- The third most common malware category in Moldova in 4Q14 was Worms, which was encountered by 5.8 percent of all computers there, up from 5.5 percent in 3Q14.

## Unwanted software categories

Unwanted software encountered in Moldova in 4Q14, by category



- The most common unwanted software category in Moldova in 4Q14 was Browser Modifiers. It was encountered by 2.2 percent of all computers there, down from 3.4 percent in 3Q14.
- The second most common unwanted software category in Moldova in 4Q14 was Adware. It was encountered by 1.5 percent of all computers there, up from 0.3 percent in 3Q14.
- The third most common unwanted software category in Moldova in 4Q14 was Software Bundlers, which was encountered by 0.6 percent of all computers there, up from 0.1 percent in 3Q14.

## Top malware families by encounter rate

The most common malware families encountered in Moldova in 4Q14

	Family	Most significant category	% of reporting computers
1	<a href="#">Win32/Ogimant</a>	Downloaders & Droppers	10.1%
2	<a href="#">Win32/Peaac</a>	Trojans	3.4%
3	<a href="#">Win32/Obfuscator</a>	Obfuscators & Injectors	2.6%
4	<a href="#">Win32/Gamarue</a>	Worms	1.6%
5	<a href="#">VBS/Jenxcus</a>	Worms	1.4%
6	<a href="#">Win32/Peals</a>	Trojans	1.2%
7	<a href="#">Win32/Brontok</a>	Worms	1.1%
8	<a href="#">Win32/Dynamer</a>	Trojans	0.9%
9	<a href="#">Win32/Sality</a>	Viruses	0.9%
10	<a href="#">Win32/Morix</a>	Backdoors	0.7%

- The most common malware family encountered in Moldova in 4Q14 was [Win32/Ogimant](#), which was encountered by 10.1 percent of reporting computers there. [Win32/Ogimant](#) is a threat that claims to help download items from the Internet, but actually downloads and runs files that are specified by a remote attacker.
- The second most common malware family encountered in Moldova in 4Q14 was [Win32/Peaac](#), which was encountered by 3.4 percent of reporting computers there. [Win32/Peaac](#) is a generic detection for various threats that display trojan characteristics.
- The third most common malware family encountered in Moldova in 4Q14 was [Win32/Obfuscator](#), which was encountered by 2.6 percent of reporting computers there. [Win32/Obfuscator](#) is a generic detection for programs that have had their purpose disguised to hinder analysis or detection by antivirus scanners. Such programs commonly employ a combination of methods, including encryption, compression, anti-debugging and anti-emulation techniques.
- The fourth most common malware family encountered in Moldova in 4Q14 was [Win32/Gamarue](#), which was encountered by 1.6 percent of reporting computers there. [Win32/Gamarue](#) is a worm that is commonly distributed via exploit kits and social engineering. Variants have been observed stealing information from the local computer and communicating with command-and-control (C&C) servers managed by attackers.

## Top unwanted software families by encounter rate

The most common unwanted software families encountered in Moldova in 4Q14

	Family	Most significant category	% of reporting computers
1	<a href="#">Win32/Couponruc</a>	Browser Modifiers	1.3%
2	<a href="#">Win32/Defaulttab</a>	Browser Modifiers	1.0%
3	<a href="#">Win32/BetterSurf</a>	Adware	0.8%
4	<a href="#">Win32/Costmin</a>	Adware	0.6%
5	<a href="#">Win32/Gofileexpress</a>	Software Bundlers	0.5%

- The most common unwanted software family encountered in Moldova in 4Q14 was [Win32/Couponruc](#), which was encountered by 1.3 percent of reporting computers there. [Win32/Couponruc](#) is a browser modifier that changes browser settings and may also modify some computer and Internet settings.
- The second most common unwanted software family encountered in Moldova in 4Q14 was [Win32/Defaulttab](#), which was encountered by 1.0 percent of reporting computers there. [Win32/Defaulttab](#) is a browser modifier that redirects web browser searches and prevents the user from changing browser settings.
- The third most common unwanted software family encountered in Moldova in 4Q14 was [Win32/BetterSurf](#), which was encountered by 0.8 percent of reporting computers there. [Win32/BetterSurf](#) is adware that displays unwanted ads on search engine results pages and other websites. It may be included with software bundles that offer free applications or games.

## Top threat families by infection rate

The most common malware families by infection rate in Moldova in 4Q14

	Family	Most significant category	Infection rate (CCM)
1	<a href="#">Win32/Brontok</a>	Worms	1.9
2	<a href="#">Win32/Gamarue</a>	Worms	1.7
3	<a href="#">VBS/Jenxcus</a>	Worms	1.6
4	<a href="#">Win32/Ramnit</a>	Trojans	1.1
5	<a href="#">Win32/Sality</a>	Viruses	0.7
6	<a href="#">JS/Kilim</a>	Trojans	0.7
7	<a href="#">Win32/Helompy</a>	Worms	0.5
8	<a href="#">Win32/Dorkbot</a>	Worms	0.5
9	<a href="#">Win32/Tofsee</a>	Backdoors	0.4
10	<a href="#">Win32/Deminix</a>	Trojans	0.4

- The most common threat family infecting computers in Moldova in 4Q14 was [Win32/Brontok](#), which was detected and removed from 1.9 of every 1,000 unique computers scanned by the MSRT. [Win32/Brontok](#) is a mass-mailing email worm that spreads by sending copies of itself as email attachments to addresses gathered from files on the infected computer, and by copying itself to removable volumes. Brontok can disable security software, and may conduct DoS attacks against certain websites.
- The second most common threat family infecting computers in Moldova in 4Q14 was [Win32/Gamarue](#), which was detected and removed from 1.7 of every 1,000 unique computers scanned by the MSRT. [Win32/Gamarue](#) is a worm that is commonly distributed via exploit kits and social engineering. Variants have been observed stealing information from the local computer and communicating with command-and-control (C&C) servers managed by attackers.
- The third most common threat family infecting computers in Moldova in 4Q14 was [VBS/Jenxcus](#), which was detected and removed from 1.6 of every 1,000 unique computers scanned by the MSRT. [VBS/Jenxcus](#) is a worm that gives an attacker control of the computer. It is spread by infected removable drives, like USB flash drives. It can also be downloaded within a torrent file.
- The fourth most common threat family infecting computers in Moldova in 4Q14 was [Win32/Ramnit](#), which was detected and removed from 1.1 of every 1,000 unique computers scanned by the MSRT. [Win32/Ramnit](#) is a family of multi-component malware that infects executable files, Microsoft Office files, and HTML files. Win32/Ramnit spreads to removable drives and steals sensitive

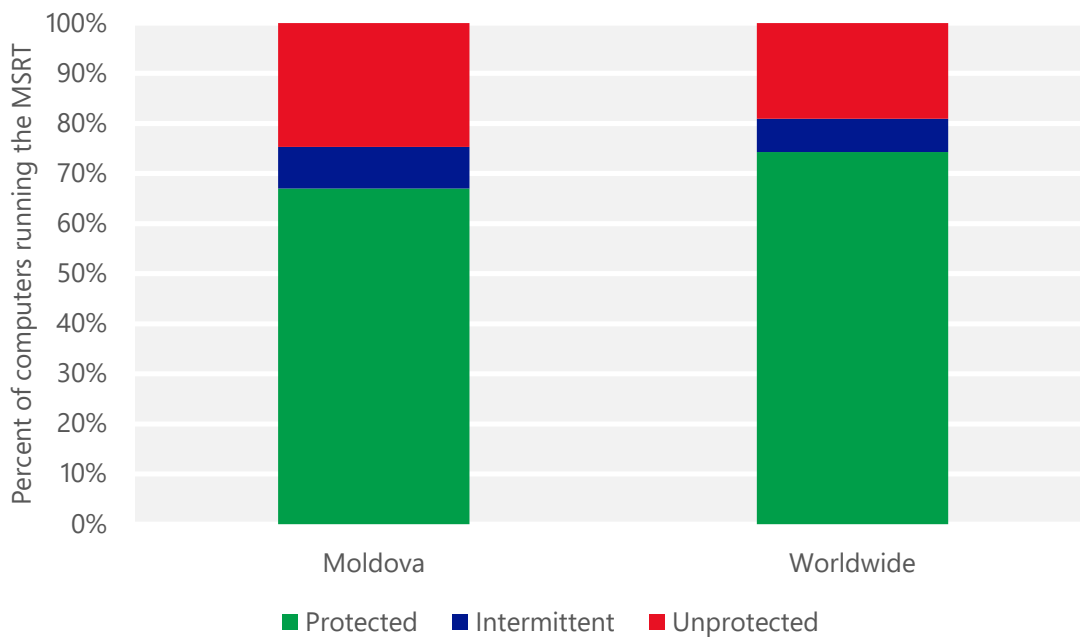
information such as saved FTP credentials and browser cookies. It may also open a backdoor to await instructions from a remote attacker.

## Security software use

Recent releases of the MSRT collect and report details about the state of real-time antimalware software on a computer, if the computer's administrator has chosen to opt in to provide data to Microsoft. This telemetry data makes it possible to analyze security software usage patterns around the world and correlate them with infection rates.

A typical computer runs the MSRT three times each quarter, once for each monthly version of the tool that Microsoft releases. In the figure below, "Protected" represents computers that had real-time security software active and up-to-date every time the MSRT ran during a quarter; "Intermittently protected" represents computers that had security software active during one or more MSRT executions, but not all of them; and "Unprotected" represents computers that did not have security software active during any MSRT executions that quarter.

Percent of computers in Moldova and worldwide protected by real-time security software in 4Q14



## Drive-by download sites

A *drive-by download* site is a website that hosts one or more exploits that target vulnerabilities in web browsers and browser add-ons. Users with vulnerable computers can be infected with malware simply by visiting such a website, even without attempting to download anything. Drive-by download pages are usually hosted on legitimate Web sites to which an attacker has posted exploit code. Attackers gain access to legitimate sites through intrusion or by posting malicious code to a poorly secured web form, like a comment field on a blog. Compromised sites can be hosted anywhere in the world and concern nearly any subject imaginable, making it difficult for even an experienced user to identify a compromised site from a list of search results.

Search engines such as Bing have taken a number of measures to help protect users from drive-by downloads. As Bing indexes the web, pages are assessed for malicious elements or malicious behavior. Clicking the link in the list of search results displays a prominent warning, saying that the page may contain malicious software.

At the end of 3Q14, Bing detected 4.23 drive-by download URLs for every 1,000 URLs hosted in Moldova, compared to 0.41 worldwide. At the end of 4Q14, Bing detected 10.45 drive-by download URLs for every 1,000 URLs hosted in Moldova, compared to 0.45 worldwide.

Drive-by download pages per 1,000 URLs hosted in Moldova and worldwide

Metric	October 1, 2014	January 1, 2015
Drive-by download pages per 1,000 URLs, Moldova	4.23	10.45
<i>Drive-by download pages per 1,000 URLs worldwide</i>	<i>0.41</i>	<i>0.45</i>



# Mongolia

The statistics presented here are generated by Microsoft security programs and services running on computers in Mongolia in 4Q14 and previous quarters. This data is provided from administrators or users who choose to opt in to provide data to Microsoft, using IP address geolocation to determine country or region.

On computers running real-time security software, most attempts by malware to infect computers are blocked before they succeed. Therefore, for a comprehensive understanding of the malware landscape, it's important to consider infection attempts that are blocked as well as infections that are removed. For this reason, Microsoft uses two different metrics to measure malware prevalence:

- *Encounter rate* is simply the percentage of computers running Microsoft real-time security products that report a malware encounter, whether the infection attempt succeeds or not.
- *Computers cleaned per mille*, or *CCM*, is an infection rate metric that is defined as the number of computers cleaned for every 1,000 unique computers executing the Malicious Software Removal Tool (MSRT), a free tool distributed through Microsoft update services that removes more than 200 highly prevalent or serious threats from computers.

Infection rate statistics for Mongolia

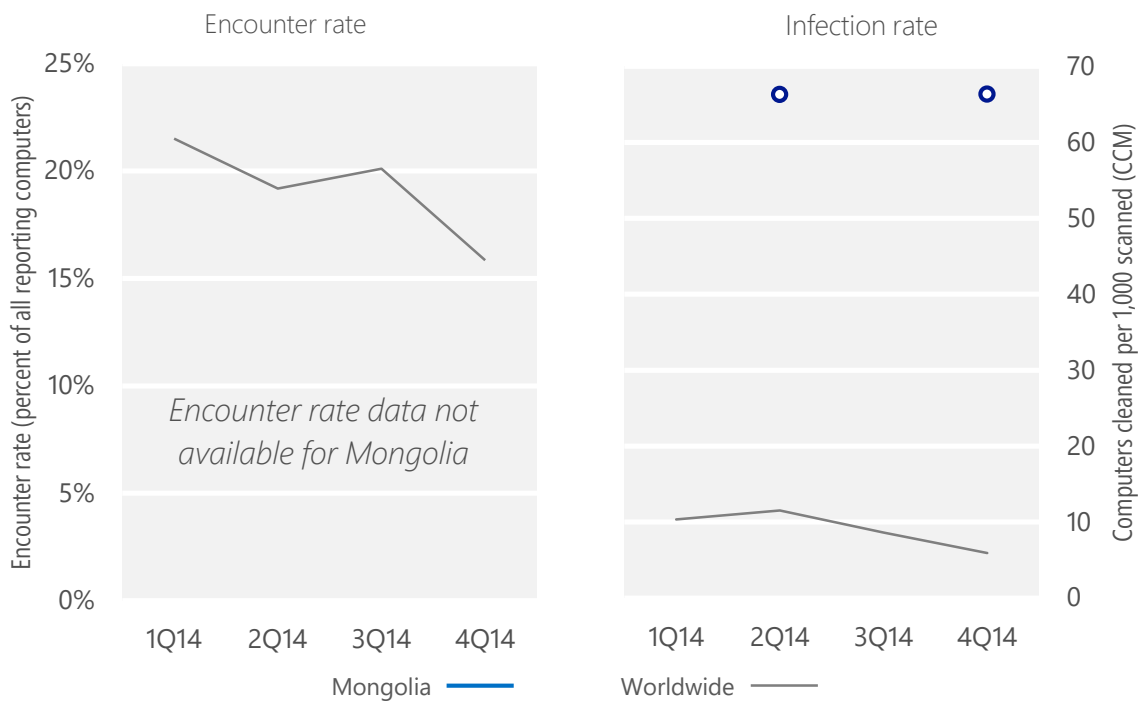
Metric	1Q14	2Q14	3Q14	4Q14
Encounter rate, Mongolia	N/A	N/A	N/A	N/A
Worldwide encounter rate	21.5%	19.2%	20.1%	15.9%
CCM, Mongolia	N/A	66.3	N/A	66.3
Worldwide CCM	10.3	11.5	8.6	5.9

Encounter and infection rates reported here do not include totals for the Brantall, Filcoute, and Rotbrow malware families. See pages 57–64 of [Microsoft Security Intelligence Report, Volume 17](#) for an explanation of this decision.

## Encounter and infection rate trends

In 4Q14, the MSRT detected and removed malware from 66.3 of every 1,000 unique computers scanned in Mongolia in 4Q14 (a CCM score of 66.3, compared to the 4Q14 worldwide CCM of 5.9). The following figure shows the encounter and infection rate trends for Mongolia over the last four quarters, compared to the world as a whole.

Malware encounter and infection rate trends in Mongolia and worldwide



See the Worldwide Threat Assessment section of [Microsoft Security Intelligence Report, Volume 18](#) at [www.microsoft.com/sir](http://www.microsoft.com/sir) for more information about threats in Mongolia and around the world, and for explanations of the methods and terms used here.

## Top threat families by infection rate

The most common malware families by infection rate in Mongolia in 4Q14

	Family	Most significant category	Infection rate (CCM)
1	<a href="#">Win32/Gamarue</a>	Worms	33.5
2	<a href="#">Win32/Sality</a>	Viruses	12.4
3	<a href="#">VBS/Jenxcus</a>	Worms	12.4
4	<a href="#">Win32/Ramnit</a>	Trojans	4.7
5	<a href="#">Win32/Vobfus</a>	Worms	4.0
6	<a href="#">JS/Kilim</a>	Trojans	2.3
7	<a href="#">Win32/Brontok</a>	Worms	1.8
8	<a href="#">Win32/Dorkbot</a>	Worms	1.7
9	<a href="#">MSIL/Bladabindi</a>	Backdoors	1.4
10	<a href="#">Win32/Lethic</a>	Trojans	0.9

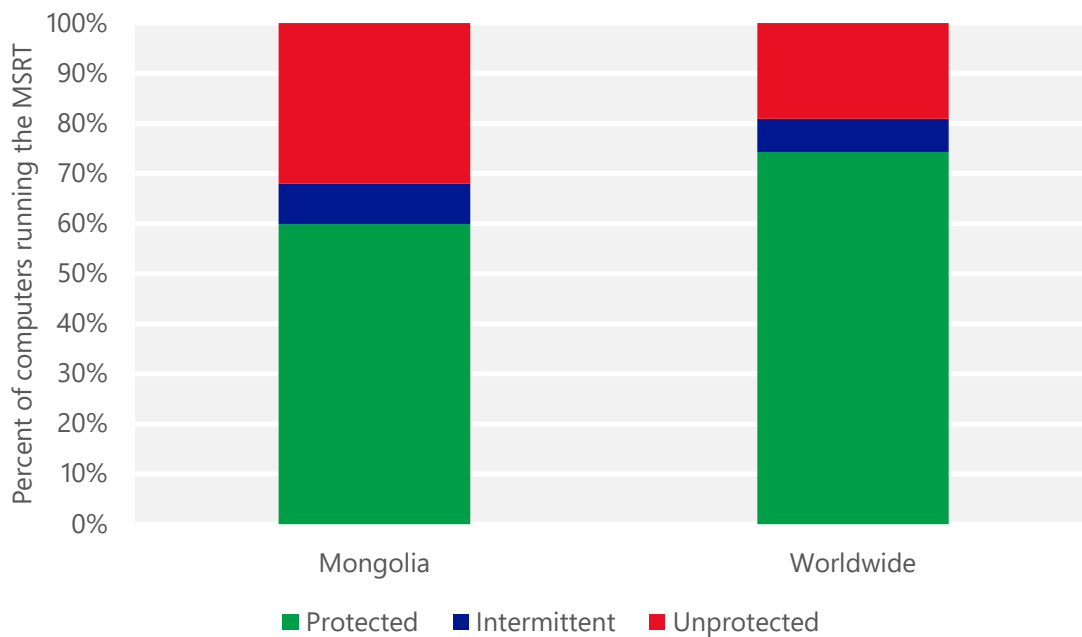
- The most common threat family infecting computers in Mongolia in 4Q14 was [Win32/Gamarue](#), which was detected and removed from 33.5 of every 1,000 unique computers scanned by the MSRT. [Win32/Gamarue](#) is a worm that is commonly distributed via exploit kits and social engineering. Variants have been observed stealing information from the local computer and communicating with command-and-control (C&C) servers managed by attackers.
- The second most common threat family infecting computers in Mongolia in 4Q14 was [Win32/Sality](#), which was detected and removed from 12.4 of every 1,000 unique computers scanned by the MSRT. [Win32/Sality](#) is a family of polymorphic file infectors that target executable files with the extensions .scr or .exe. They may execute a damaging payload that deletes files with certain extensions and terminates security-related processes and services.
- The third most common threat family infecting computers in Mongolia in 4Q14 was [VBS/Jenxcus](#), which was detected and removed from 12.4 of every 1,000 unique computers scanned by the MSRT. [VBS/Jenxcus](#) is a worm that gives an attacker control of the computer. It is spread by infected removable drives, like USB flash drives. It can also be downloaded within a torrent file.
- The fourth most common threat family infecting computers in Mongolia in 4Q14 was [Win32/Ramnit](#), which was detected and removed from 4.7 of every 1,000 unique computers scanned by the MSRT. [Win32/Ramnit](#) is a family of multi-component malware that infects executable files, Microsoft Office files, and HTML files. Win32/Ramnit spreads to removable drives and steals sensitive information such as saved FTP credentials and browser cookies. It may also open a backdoor to await instructions from a remote attacker.

## Security software use

Recent releases of the MSRT collect and report details about the state of real-time antimalware software on a computer, if the computer's administrator has chosen to opt in to provide data to Microsoft. This telemetry data makes it possible to analyze security software usage patterns around the world and correlate them with infection rates.

A typical computer runs the MSRT three times each quarter, once for each monthly version of the tool that Microsoft releases. In the figure below, "Protected" represents computers that had real-time security software active and up-to-date every time the MSRT ran during a quarter; "Intermittently protected" represents computers that had security software active during one or more MSRT executions, but not all of them; and "Unprotected" represents computers that did not have security software active during any MSRT executions that quarter.

Percent of computers in Mongolia and worldwide protected by real-time security software in 4Q14



## Drive-by download sites

A *drive-by download* site is a website that hosts one or more exploits that target vulnerabilities in web browsers and browser add-ons. Users with vulnerable computers can be infected with malware simply by visiting such a website, even without attempting to download anything. Drive-by download pages are usually hosted on legitimate Web sites to which an attacker has posted exploit code. Attackers gain access to legitimate sites through intrusion or by posting malicious code to a poorly secured web form, like a comment field on a blog. Compromised sites can be hosted anywhere in the world and concern nearly any subject imaginable, making it difficult for even an experienced user to identify a compromised site from a list of search results.

Search engines such as Bing have taken a number of measures to help protect users from drive-by downloads. As Bing indexes the web, pages are assessed for malicious elements or malicious behavior. Clicking the link in the list of search results displays a prominent warning, saying that the page may contain malicious software.

At the end of 3Q14, Bing detected 4.32 drive-by download URLs for every 1,000 URLs hosted in Mongolia, compared to 0.41 worldwide. At the end of 4Q14, Bing detected 4.98 drive-by download URLs for every 1,000 URLs hosted in Mongolia, compared to 0.45 worldwide.

Drive-by download pages per 1,000 URLs hosted in Mongolia and worldwide

Metric	October 1, 2014	January 1, 2015
Drive-by download pages per 1,000 URLs, Mongolia	4.32	4.98
<i>Drive-by download pages per 1,000 URLs worldwide</i>	<i>0.41</i>	<i>0.45</i>



# Morocco

The statistics presented here are generated by Microsoft security programs and services running on computers in Morocco in 4Q14 and previous quarters. This data is provided from administrators or users who choose to opt in to provide data to Microsoft, using IP address geolocation to determine country or region.

On computers running real-time security software, most attempts by malware to infect computers are blocked before they succeed. Therefore, for a comprehensive understanding of the malware landscape, it's important to consider infection attempts that are blocked as well as infections that are removed. For this reason, Microsoft uses two different metrics to measure malware prevalence:

- *Encounter rate* is simply the percentage of computers running Microsoft real-time security products that report a malware encounter, whether the infection attempt succeeds or not.
- *Computers cleaned per mille*, or *CCM*, is an infection rate metric that is defined as the number of computers cleaned for every 1,000 unique computers executing the Malicious Software Removal Tool (MSRT), a free tool distributed through Microsoft update services that removes more than 200 highly prevalent or serious threats from computers.

Infection rate statistics for Morocco

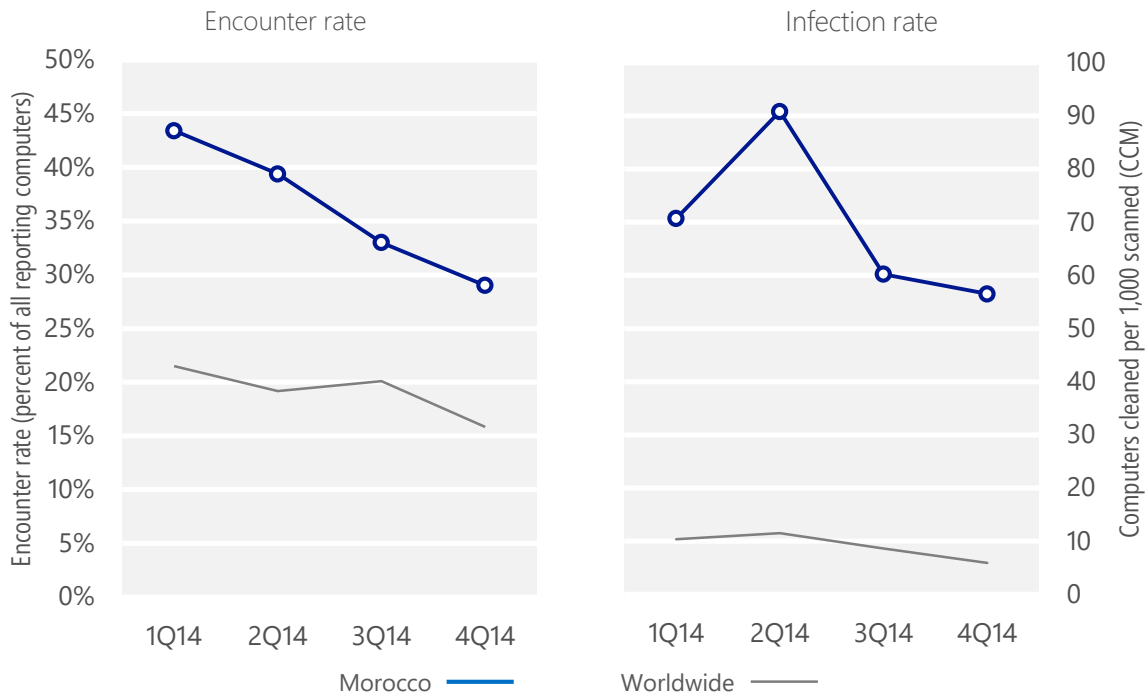
Metric	1Q14	2Q14	3Q14	4Q14
Encounter rate, Morocco	43.4%	39.4%	33.0%	29.0%
Worldwide encounter rate	21.5%	19.2%	20.1%	15.9%
CCM, Morocco	70.7	90.8	60.2	56.5
Worldwide CCM	10.3	11.5	8.6	5.9

Encounter and infection rates reported here do not include totals for the Brantall, Filcoute, and Rotbrow malware families. See pages 57–64 of [Microsoft Security Intelligence Report, Volume 17](#) for an explanation of this decision.

## Encounter and infection rate trends

In 4Q14, 29.0% percent of computers in Morocco encountered malware, compared to the 4Q14 worldwide encounter rate of 15.9 percent. In addition, the MSRT detected and removed malware from 56.5 of every 1,000 unique computers scanned in Morocco in 4Q14 (a CCM score of 56.5, compared to the 4Q14 worldwide CCM of 5.9). The following figure shows the encounter and infection rate trends for Morocco over the last four quarters, compared to the world as a whole.

Malware encounter and infection rate trends in Morocco and worldwide

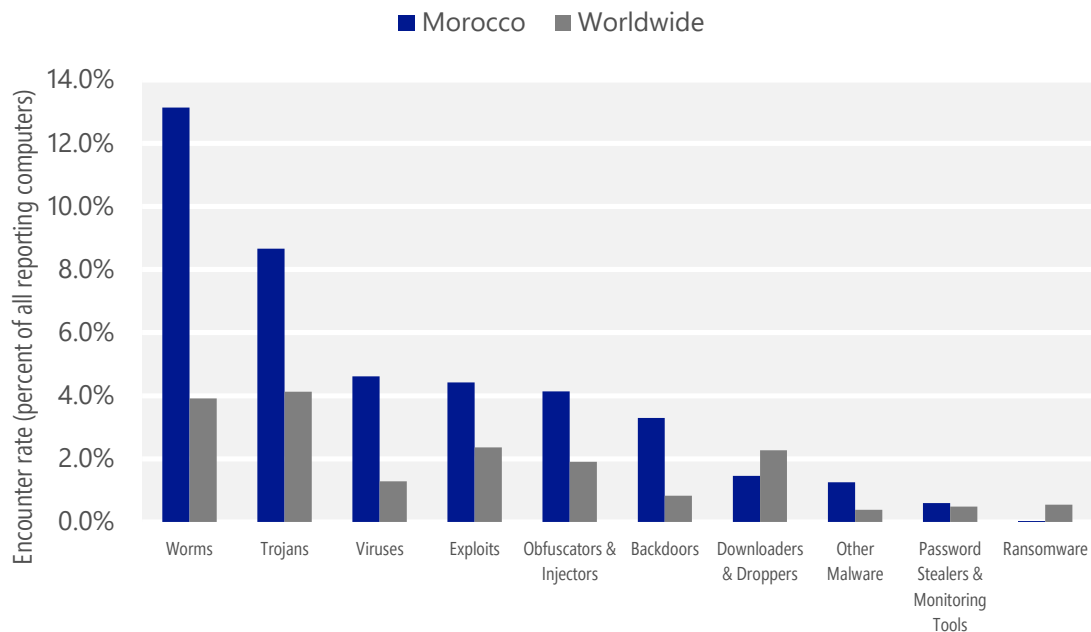


See the Worldwide Threat Assessment section of [Microsoft Security Intelligence Report, Volume 18](http://www.microsoft.com/sir) at [www.microsoft.com/sir](http://www.microsoft.com/sir) for more information about threats in Morocco and around the world, and for explanations of the methods and terms used here.



## Malware categories

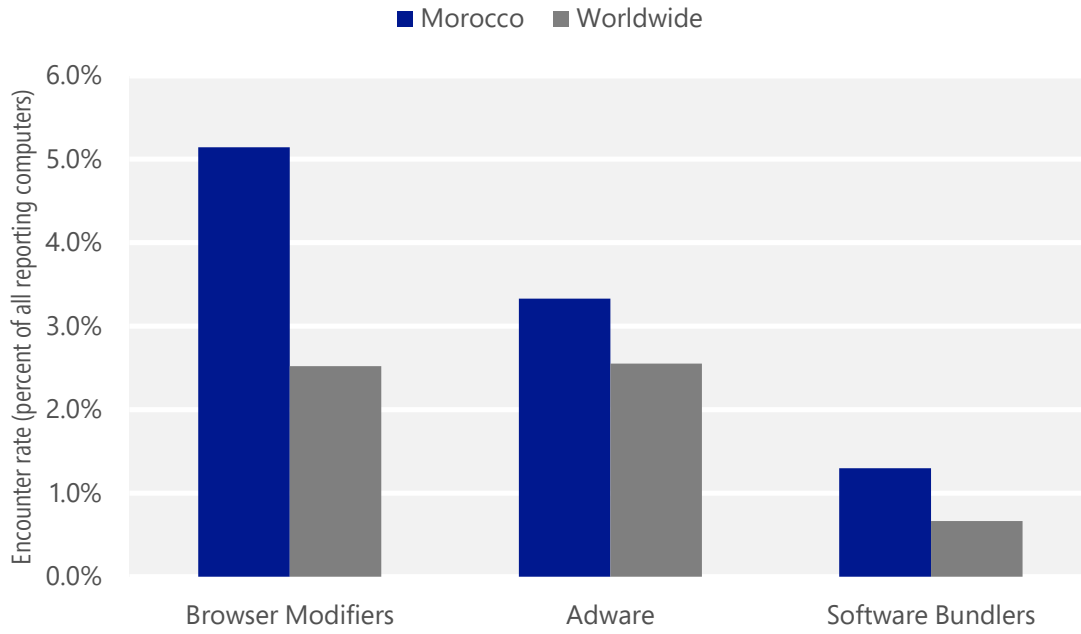
Malware encountered in Morocco in 4Q14, by category



- The most common malware category in Morocco in 4Q14 was Worms. It was encountered by 13.1 percent of all computers there, down from 14.0 percent in 3Q14.
- The second most common malware category in Morocco in 4Q14 was Trojans. It was encountered by 8.7 percent of all computers there, down from 11.6 percent in 3Q14.
- The third most common malware category in Morocco in 4Q14 was Viruses, which was encountered by 4.6 percent of all computers there, up from 4.5 percent in 3Q14.

## Unwanted software categories

Unwanted software encountered in Morocco in 4Q14, by category



- The most common unwanted software category in Morocco in 4Q14 was Browser Modifiers. It was encountered by 5.1 percent of all computers there, down from 6.8 percent in 3Q14.
- The second most common unwanted software category in Morocco in 4Q14 was Adware. It was encountered by 3.3 percent of all computers there, up from 2.8 percent in 3Q14.
- The third most common unwanted software category in Morocco in 4Q14 was Software Bundlers, which was encountered by 1.3 percent of all computers there, up from 0.1 percent in 3Q14.

## Top malware families by encounter rate

The most common malware families encountered in Morocco in 4Q14

	Family	Most significant category	% of reporting computers
1	<a href="#">VBS/Jenxcus</a>	Worms	7.2%
2	<a href="#">Win32/CplLnk</a>	Exploits	3.8%
3	<a href="#">Win32/Ramnit</a>	Trojans	3.8%
4	<a href="#">INF/Autorun</a>	Obfuscators & Injectors	3.5%
5	<a href="#">Win32/Sality</a>	Viruses	2.4%
6	<a href="#">Win32/Vermis</a>	Worms	1.4%
7	<a href="#">Win32/Yeltminky</a>	Worms	1.4%
8	<a href="#">MSIL/Bladabindi</a>	Backdoors	1.4%
9	<a href="#">Win32/Mabezat</a>	Viruses	1.2%
10	<a href="#">Win32/Caphaw</a>	Backdoors	1.1%

- The most common malware family encountered in Morocco in 4Q14 was [VBS/Jenxcus](#), which was encountered by 7.2 percent of reporting computers there. [VBS/Jenxcus](#) is a worm that gives an attacker control of the computer. It is spread by infected removable drives, like USB flash drives. It can also be downloaded within a torrent file.
- The second most common malware family encountered in Morocco in 4Q14 was [Win32/CplLnk](#), which was encountered by 3.8 percent of reporting computers there. [Win32/CplLnk](#) is a generic detection for specially-crafted malicious shortcut files that attempt to exploit the vulnerability addressed by Microsoft Security Bulletin MS10-046.
- The third most common malware family encountered in Morocco in 4Q14 was [Win32/Ramnit](#), which was encountered by 3.8 percent of reporting computers there. [Win32/Ramnit](#) is a family of multi-component malware that infects executable files, Microsoft Office files, and HTML files. Win32/Ramnit spreads to removable drives and steals sensitive information such as saved FTP credentials and browser cookies. It may also open a backdoor to await instructions from a remote attacker.
- The fourth most common malware family encountered in Morocco in 4Q14 was [INF/Autorun](#), which was encountered by 3.5 percent of reporting computers there. [INF/Autorun](#) is a family of worms that spreads by copying itself to the mapped drives of an infected computer. The mapped drives may include network or removable drives.

## Top unwanted software families by encounter rate

The most common unwanted software families encountered in Morocco in 4Q14

	Family	Most significant category	% of reporting computers
1	<a href="#">Win32/Couponruc</a>	Browser Modifiers	3.6%
2	<a href="#">Win32/Defaulttab</a>	Browser Modifiers	1.7%
3	<a href="#">Win32/BetterSurf</a>	Adware	1.4%
4	<a href="#">Win32/Costmin</a>	Adware	1.1%
5	<a href="#">Win32/Gofileexpress</a>	Software Bundlers	1.0%

- The most common unwanted software family encountered in Morocco in 4Q14 was [Win32/Couponruc](#), which was encountered by 3.6 percent of reporting computers there. [Win32/Couponruc](#) is a browser modifier that changes browser settings and may also modify some computer and Internet settings.
- The second most common unwanted software family encountered in Morocco in 4Q14 was [Win32/Defaulttab](#), which was encountered by 1.7 percent of reporting computers there. [Win32/Defaulttab](#) is a browser modifier that redirects web browser searches and prevents the user from changing browser settings.
- The third most common unwanted software family encountered in Morocco in 4Q14 was [Win32/BetterSurf](#), which was encountered by 1.4 percent of reporting computers there. [Win32/BetterSurf](#) is adware that displays unwanted ads on search engine results pages and other websites. It may be included with software bundles that offer free applications or games.

## Top threat families by infection rate

The most common malware families by infection rate in Morocco in 4Q14

	Family	Most significant category	Infection rate (CCM)
1	<a href="#">Win32/Yeltminky</a>	Worms	21.2
2	<a href="#">VBS/Jenxcus</a>	Worms	13.7
3	<a href="#">Win32/Sality</a>	Viruses	8.3
4	<a href="#">Win32/Ramnit</a>	Trojans	8.0
5	<a href="#">Win32/Nitol</a>	Other Malware	6.1
6	<a href="#">MSIL/Bladabindi</a>	Backdoors	2.7
7	<a href="#">Win32/Pramro</a>	Trojans	1.4
8	<a href="#">Win32/Dorkbot</a>	Worms	1.3
9	<a href="#">JS/Kilim</a>	Trojans	0.7
10	<a href="#">Win32/Brontok</a>	Worms	0.6

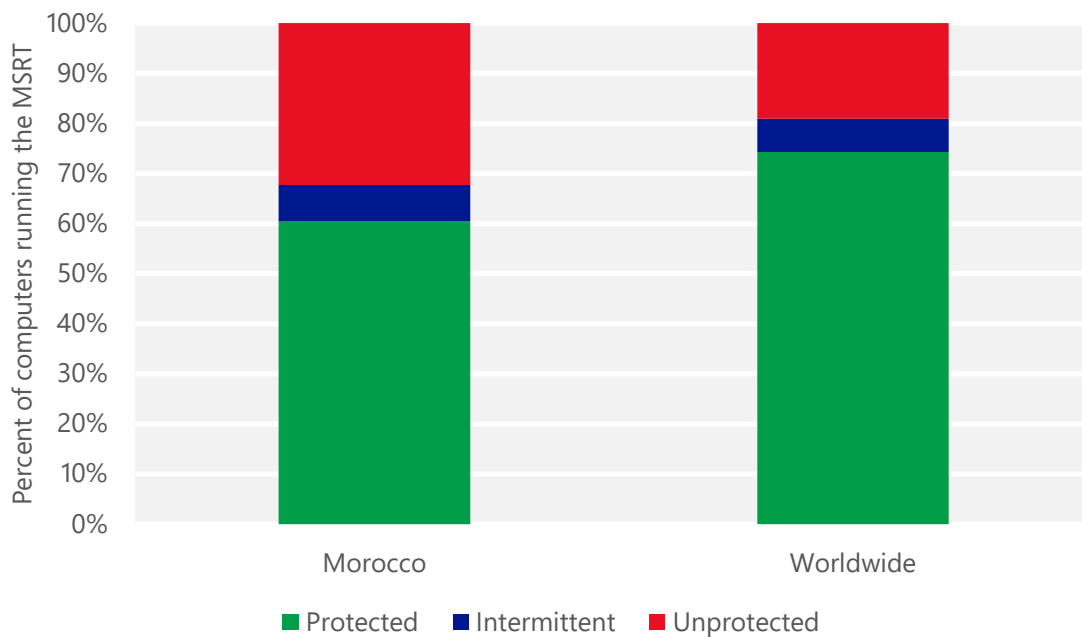
- The most common threat family infecting computers in Morocco in 4Q14 was [Win32/Yeltminky](#), which was detected and removed from 21.2 of every 1,000 unique computers scanned by the MSRT. [Win32/Yeltminky](#) is a family of worms that spreads by making copies of itself on all available drives and creating an autorun.inf file to execute that copy.
- The second most common threat family infecting computers in Morocco in 4Q14 was [VBS/Jenxcus](#), which was detected and removed from 13.7 of every 1,000 unique computers scanned by the MSRT. [VBS/Jenxcus](#) is a worm that gives an attacker control of the computer. It is spread by infected removable drives, like USB flash drives. It can also be downloaded within a torrent file.
- The third most common threat family infecting computers in Morocco in 4Q14 was [Win32/Sality](#), which was detected and removed from 8.3 of every 1,000 unique computers scanned by the MSRT. [Win32/Sality](#) is a family of polymorphic file infectors that target executable files with the extensions .scr or .exe. They may execute a damaging payload that deletes files with certain extensions and terminates security-related processes and services.
- The fourth most common threat family infecting computers in Morocco in 4Q14 was [Win32/Ramnit](#), which was detected and removed from 8.0 of every 1,000 unique computers scanned by the MSRT. [Win32/Ramnit](#) is a family of multi-component malware that infects executable files, Microsoft Office files, and HTML files. Win32/Ramnit spreads to removable drives and steals sensitive information such as saved FTP credentials and browser cookies. It may also open a backdoor to await instructions from a remote attacker.

## Security software use

Recent releases of the MSRT collect and report details about the state of real-time antimalware software on a computer, if the computer's administrator has chosen to opt in to provide data to Microsoft. This telemetry data makes it possible to analyze security software usage patterns around the world and correlate them with infection rates.

A typical computer runs the MSRT three times each quarter, once for each monthly version of the tool that Microsoft releases. In the figure below, "Protected" represents computers that had real-time security software active and up-to-date every time the MSRT ran during a quarter; "Intermittently protected" represents computers that had security software active during one or more MSRT executions, but not all of them; and "Unprotected" represents computers that did not have security software active during any MSRT executions that quarter.

Percent of computers in Morocco and worldwide protected by real-time security software in 4Q14



## Drive-by download sites

A *drive-by download* site is a website that hosts one or more exploits that target vulnerabilities in web browsers and browser add-ons. Users with vulnerable computers can be infected with malware simply by visiting such a website, even without attempting to download anything. Drive-by download pages are usually hosted on legitimate Web sites to which an attacker has posted exploit code. Attackers gain access to legitimate sites through intrusion or by posting malicious code to a poorly secured web form, like a comment field on a blog. Compromised sites can be hosted anywhere in the world and concern nearly any subject imaginable, making it difficult for even an experienced user to identify a compromised site from a list of search results.

Search engines such as Bing have taken a number of measures to help protect users from drive-by downloads. As Bing indexes the web, pages are assessed for malicious elements or malicious behavior. Clicking the link in the list of search results displays a prominent warning, saying that the page may contain malicious software.

At the end of 3Q14, Bing detected 2.03 drive-by download URLs for every 1,000 URLs hosted in Morocco, compared to 0.41 worldwide. At the end of 4Q14, Bing detected 2.64 drive-by download URLs for every 1,000 URLs hosted in Morocco, compared to 0.45 worldwide.

Drive-by download pages per 1,000 URLs hosted in Morocco and worldwide

Metric	October 1, 2014	January 1, 2015
Drive-by download pages per 1,000 URLs, Morocco	2.03	2.64
<i>Drive-by download pages per 1,000 URLs worldwide</i>	<i>0.41</i>	<i>0.45</i>





# Nepal

The statistics presented here are generated by Microsoft security programs and services running on computers in Nepal in 4Q14 and previous quarters. This data is provided from administrators or users who choose to opt in to provide data to Microsoft, using IP address geolocation to determine country or region.

On computers running real-time security software, most attempts by malware to infect computers are blocked before they succeed. Therefore, for a comprehensive understanding of the malware landscape, it's important to consider infection attempts that are blocked as well as infections that are removed. For this reason, Microsoft uses two different metrics to measure malware prevalence:

- *Encounter rate* is simply the percentage of computers running Microsoft real-time security products that report a malware encounter, whether the infection attempt succeeds or not.
- *Computers cleaned per mille*, or *CCM*, is an infection rate metric that is defined as the number of computers cleaned for every 1,000 unique computers executing the Malicious Software Removal Tool (MSRT), a free tool distributed through Microsoft update services that removes more than 200 highly prevalent or serious threats from computers.

Infection rate statistics for Nepal

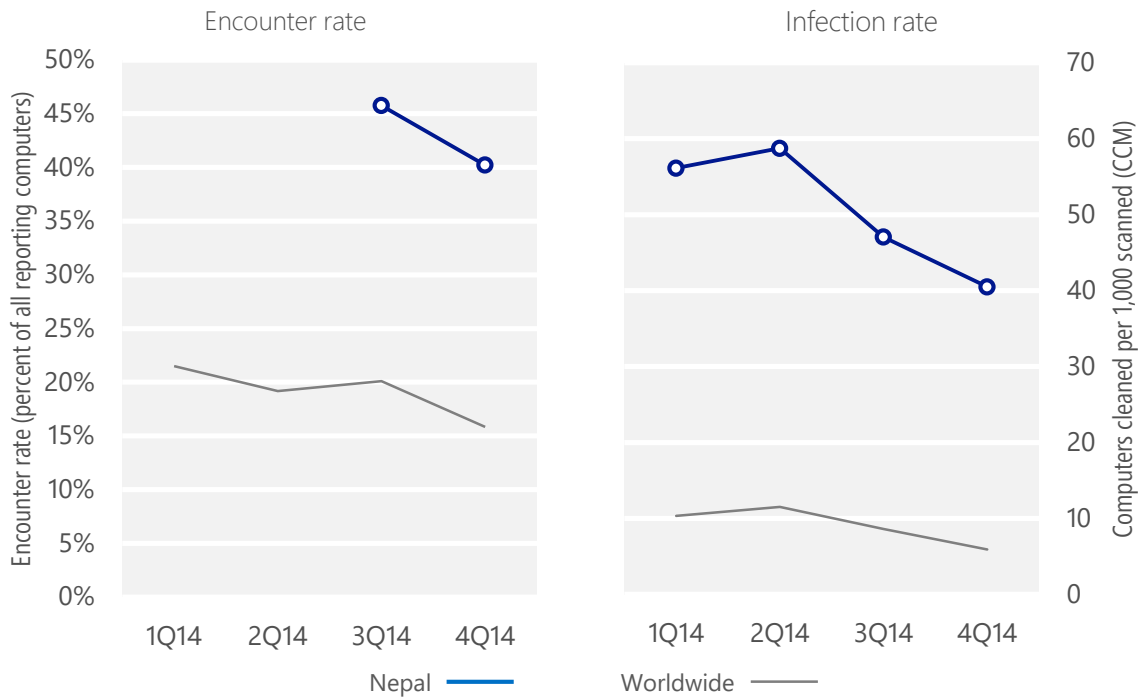
Metric	1Q14	2Q14	3Q14	4Q14
Encounter rate, Nepal	N/A	N/A	45.8%	40.2%
Worldwide encounter rate	21.5%	19.2%	20.1%	15.9%
CCM, Nepal	56.1	58.7	47.1	40.5
Worldwide CCM	10.3	11.5	8.6	5.9

Encounter and infection rates reported here do not include totals for the Brantall, Filcoute, and Rotbrow malware families. See pages 57–64 of [Microsoft Security Intelligence Report, Volume 17](#) for an explanation of this decision.

## Encounter and infection rate trends

In 4Q14, 40.2% percent of computers in Nepal encountered malware, compared to the 4Q14 worldwide encounter rate of 15.9 percent. In addition, the MSRT detected and removed malware from 40.5 of every 1,000 unique computers scanned in Nepal in 4Q14 (a CCM score of 40.5, compared to the 4Q14 worldwide CCM of 5.9). The following figure shows the encounter and infection rate trends for Nepal over the last four quarters, compared to the world as a whole.

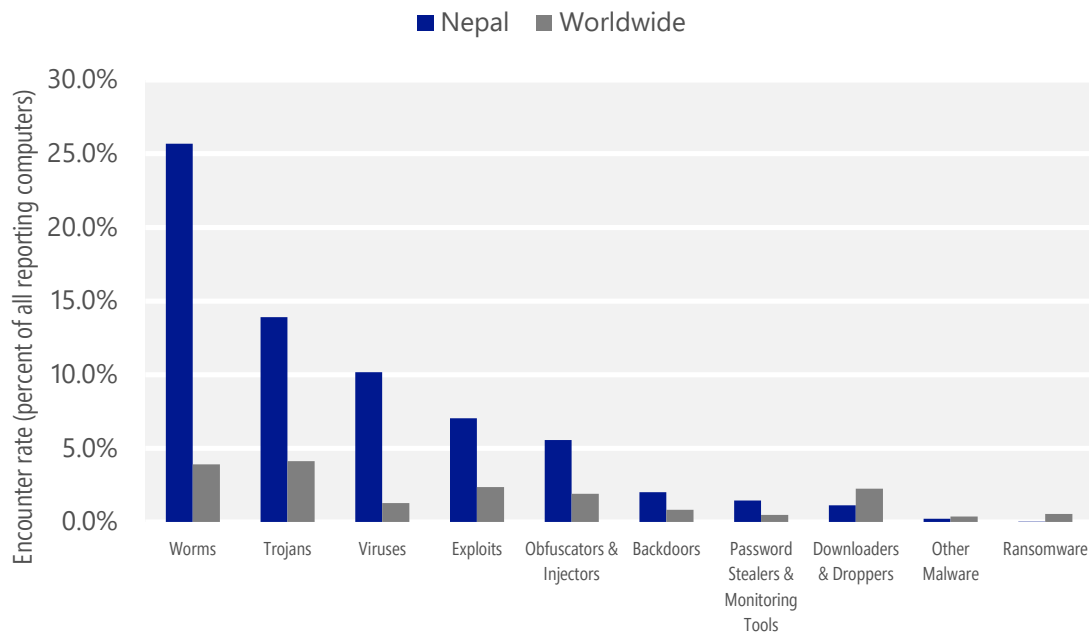
Malware encounter and infection rate trends in Nepal and worldwide



See the Worldwide Threat Assessment section of [Microsoft Security Intelligence Report, Volume 18](http://www.microsoft.com/sir) at [www.microsoft.com/sir](http://www.microsoft.com/sir) for more information about threats in Nepal and around the world, and for explanations of the methods and terms used here.

## Malware categories

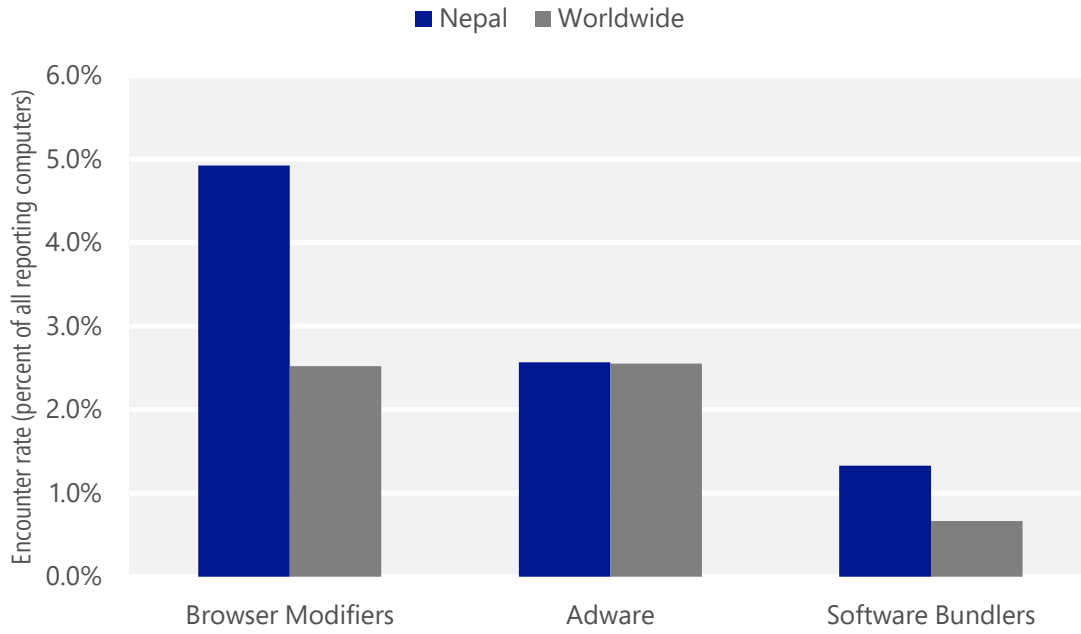
Malware encountered in Nepal in 4Q14, by category



- The most common malware category in Nepal in 4Q14 was Worms. It was encountered by 25.7 percent of all computers there, down from 30.4 percent in 3Q14.
- The second most common malware category in Nepal in 4Q14 was Trojans. It was encountered by 13.9 percent of all computers there, down from 17.6 percent in 3Q14.
- The third most common malware category in Nepal in 4Q14 was Viruses, which was encountered by 10.2 percent of all computers there, down from 12.1 percent in 3Q14.

## Unwanted software categories

Unwanted software encountered in Nepal in 4Q14, by category



- The most common unwanted software category in Nepal in 4Q14 was Browser Modifiers. It was encountered by 4.9 percent of all computers there, down from 5.0 percent in 3Q14.
- The second most common unwanted software category in Nepal in 4Q14 was Adware. It was encountered by 2.6 percent of all computers there, up from 0.7 percent in 3Q14.
- The third most common unwanted software category in Nepal in 4Q14 was Software Bundlers, which was encountered by 1.3 percent of all computers there, up from 0.1 percent in 3Q14.

## Top malware families by encounter rate

The most common malware families encountered in Nepal in 4Q14

	Family	Most significant category	% of reporting computers
1	<a href="#">VBS/Jenxcus</a>	Worms	16.0%
2	<a href="#">INF/Autorun</a>	Obfuscators & Injectors	7.2%
3	<a href="#">Win32/CplLnk</a>	Exploits	6.6%
4	<a href="#">Win32/Ramnit</a>	Trojans	6.6%
5	<a href="#">Win32/Virut</a>	Viruses	4.5%
6	<a href="#">Win32/Finodes</a>	Trojans	4.1%
7	<a href="#">Win32/Sality</a>	Viruses	4.1%
8	<a href="#">Win32/Vercuser</a>	Worms	2.7%
9	<a href="#">Win32/Yeltminky</a>	Worms	2.4%
10	<a href="#">Win32/Nuqel</a>	Worms	2.2%

- The most common malware family encountered in Nepal in 4Q14 was [VBS/Jenxcus](#), which was encountered by 16.0 percent of reporting computers there. [VBS/Jenxcus](#) is a worm that gives an attacker control of the computer. It is spread by infected removable drives, like USB flash drives. It can also be downloaded within a torrent file.
- The second most common malware family encountered in Nepal in 4Q14 was [INF/Autorun](#), which was encountered by 7.2 percent of reporting computers there. [INF/Autorun](#) is a family of worms that spreads by copying itself to the mapped drives of an infected computer. The mapped drives may include network or removable drives.
- The third most common malware family encountered in Nepal in 4Q14 was [Win32/CplLnk](#), which was encountered by 6.6 percent of reporting computers there. [Win32/CplLnk](#) is a generic detection for specially-crafted malicious shortcut files that attempt to exploit the vulnerability addressed by Microsoft Security Bulletin MS10-046.
- The fourth most common malware family encountered in Nepal in 4Q14 was [Win32/Ramnit](#), which was encountered by 6.6 percent of reporting computers there. [Win32/Ramnit](#) is a family of multi-component malware that infects executable files, Microsoft Office files, and HTML files. Win32/Ramnit spreads to removable drives and steals sensitive information such as saved FTP credentials and browser cookies. It may also open a backdoor to await instructions from a remote attacker.

## Top unwanted software families by encounter rate

The most common unwanted software families encountered in Nepal in 4Q14

	Family	Most significant category	% of reporting computers
1	<a href="#">Win32/Couponruc</a>	Browser Modifiers	3.4%
2	<a href="#">Win32/Defaulttab</a>	Browser Modifiers	1.6%
3	<a href="#">Win32/BetterSurf</a>	Adware	1.3%
4	<a href="#">Win32/Costmin</a>	Adware	0.9%
5	<a href="#">Win32/Gofileexpress</a>	Software Bundlers	0.9%

- The most common unwanted software family encountered in Nepal in 4Q14 was [Win32/Couponruc](#), which was encountered by 3.4 percent of reporting computers there. [Win32/Couponruc](#) is a browser modifier that changes browser settings and may also modify some computer and Internet settings.
- The second most common unwanted software family encountered in Nepal in 4Q14 was [Win32/Defaulttab](#), which was encountered by 1.6 percent of reporting computers there. [Win32/Defaulttab](#) is a browser modifier that redirects web browser searches and prevents the user from changing browser settings.
- The third most common unwanted software family encountered in Nepal in 4Q14 was [Win32/BetterSurf](#), which was encountered by 1.3 percent of reporting computers there. [Win32/BetterSurf](#) is adware that displays unwanted ads on search engine results pages and other websites. It may be included with software bundles that offer free applications or games.

## Top threat families by infection rate

The most common malware families by infection rate in Nepal in 4Q14

	Family	Most significant category	Infection rate (CCM)
1	<a href="#">VBS/Jenxcus</a>	Worms	19.3
2	<a href="#">Win32/Sality</a>	Viruses	7.2
3	<a href="#">Win32/Ramnit</a>	Trojans	6.4
4	<a href="#">Win32/Jeefo</a>	Viruses	4.1
5	<a href="#">Win32/Tupym</a>	Worms	1.7
6	<a href="#">Win32/Gamarue</a>	Worms	1.5
7	<a href="#">Win32/Nuqel</a>	Worms	1.3
8	<a href="#">Win32/Wecykler</a>	Worms	0.8
9	<a href="#">Win32/Vesenlosow</a>	Worms	0.7
10	<a href="#">MSIL/Bladabindi</a>	Backdoors	0.7

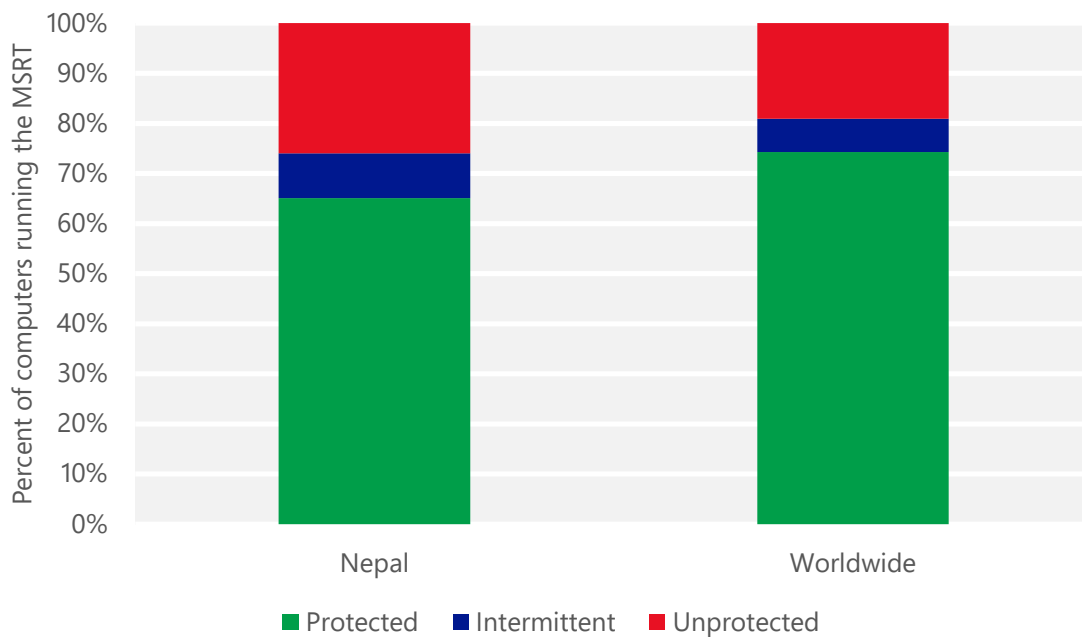
- The most common threat family infecting computers in Nepal in 4Q14 was [VBS/Jenxcus](#), which was detected and removed from 19.3 of every 1,000 unique computers scanned by the MSRT. [VBS/Jenxcus](#) is a worm that gives an attacker control of the computer. It is spread by infected removable drives, like USB flash drives. It can also be downloaded within a torrent file.
- The second most common threat family infecting computers in Nepal in 4Q14 was [Win32/Sality](#), which was detected and removed from 7.2 of every 1,000 unique computers scanned by the MSRT. [Win32/Sality](#) is a family of polymorphic file infectors that target executable files with the extensions .scr or .exe. They may execute a damaging payload that deletes files with certain extensions and terminates security-related processes and services.
- The third most common threat family infecting computers in Nepal in 4Q14 was [Win32/Ramnit](#), which was detected and removed from 6.4 of every 1,000 unique computers scanned by the MSRT. [Win32/Ramnit](#) is a family of multi-component malware that infects executable files, Microsoft Office files, and HTML files. Win32/Ramnit spreads to removable drives and steals sensitive information such as saved FTP credentials and browser cookies. It may also open a backdoor to await instructions from a remote attacker.
- The fourth most common threat family infecting computers in Nepal in 4Q14 was [Win32/Jeefo](#), which was detected and removed from 4.1 of every 1,000 unique computers scanned by the MSRT. [Win32/Jeefo](#) is a parasitic file-infecting virus that infects Windows portable executable (PE) files that are greater than or equal to 102,400 bytes long. When an infected PE file runs, the virus tries to run the original content of the file.

## Security software use

Recent releases of the MSRT collect and report details about the state of real-time antimalware software on a computer, if the computer's administrator has chosen to opt in to provide data to Microsoft. This telemetry data makes it possible to analyze security software usage patterns around the world and correlate them with infection rates.

A typical computer runs the MSRT three times each quarter, once for each monthly version of the tool that Microsoft releases. In the figure below, "Protected" represents computers that had real-time security software active and up-to-date every time the MSRT ran during a quarter; "Intermittently protected" represents computers that had security software active during one or more MSRT executions, but not all of them; and "Unprotected" represents computers that did not have security software active during any MSRT executions that quarter.

Percent of computers in Nepal and worldwide protected by real-time security software in 4Q14





## Drive-by download sites

A *drive-by download* site is a website that hosts one or more exploits that target vulnerabilities in web browsers and browser add-ons. Users with vulnerable computers can be infected with malware simply by visiting such a website, even without attempting to download anything. Drive-by download pages are usually hosted on legitimate Web sites to which an attacker has posted exploit code. Attackers gain access to legitimate sites through intrusion or by posting malicious code to a poorly secured web form, like a comment field on a blog. Compromised sites can be hosted anywhere in the world and concern nearly any subject imaginable, making it difficult for even an experienced user to identify a compromised site from a list of search results.

Search engines such as Bing have taken a number of measures to help protect users from drive-by downloads. As Bing indexes the web, pages are assessed for malicious elements or malicious behavior. Clicking the link in the list of search results displays a prominent warning, saying that the page may contain malicious software.

At the end of 3Q14, Bing detected 0.19 drive-by download URLs for every 1,000 URLs hosted in Nepal, compared to 0.41 worldwide. At the end of 4Q14, Bing detected 0.01 drive-by download URLs for every 1,000 URLs hosted in Nepal, compared to 0.45 worldwide.

Drive-by download pages per 1,000 URLs hosted in Nepal and worldwide

Metric	October 1, 2014	January 1, 2015
Drive-by download pages per 1,000 URLs, Nepal	0.19	0.01
<i>Drive-by download pages per 1,000 URLs worldwide</i>	<i>0.41</i>	<i>0.45</i>



# Netherlands

The statistics presented here are generated by Microsoft security programs and services running on computers in the Netherlands in 4Q14 and previous quarters. This data is provided from administrators or users who choose to opt in to provide data to Microsoft, using IP address geolocation to determine country or region.

On computers running real-time security software, most attempts by malware to infect computers are blocked before they succeed. Therefore, for a comprehensive understanding of the malware landscape, it's important to consider infection attempts that are blocked as well as infections that are removed. For this reason, Microsoft uses two different metrics to measure malware prevalence:

- *Encounter rate* is simply the percentage of computers running Microsoft real-time security products that report a malware encounter, whether the infection attempt succeeds or not.
- *Computers cleaned per mille*, or *CCM*, is an infection rate metric that is defined as the number of computers cleaned for every 1,000 unique computers executing the Malicious Software Removal Tool (MSRT), a free tool distributed through Microsoft update services that removes more than 200 highly prevalent or serious threats from computers.

Infection rate statistics for the Netherlands

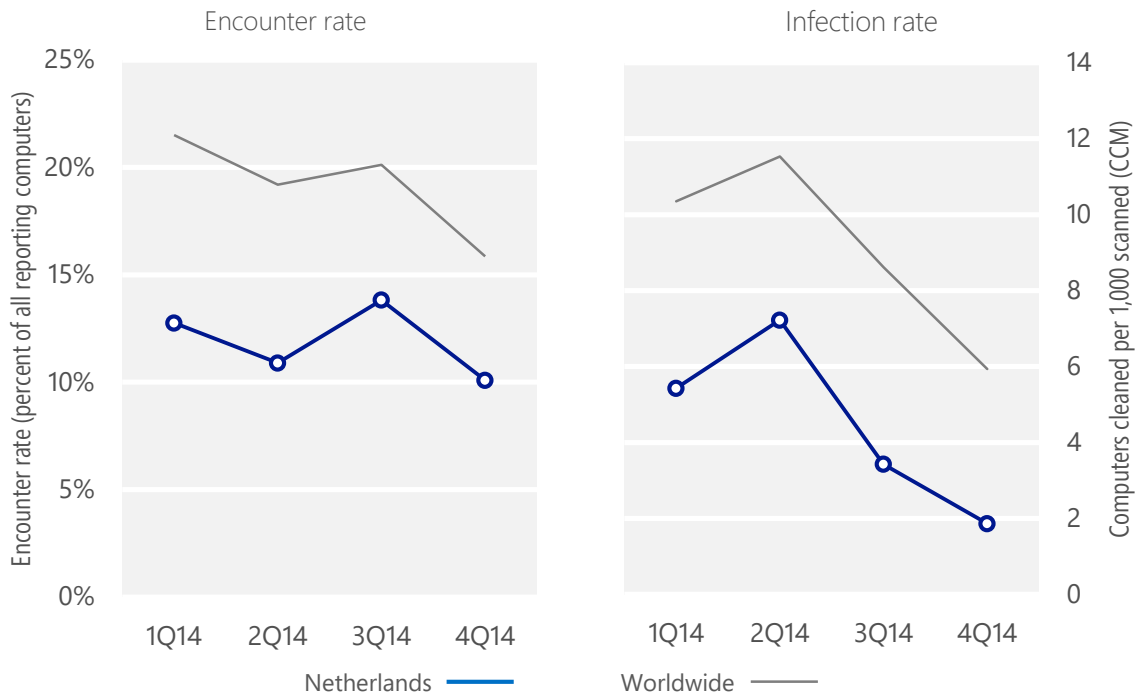
Metric	1Q14	2Q14	3Q14	4Q14
Encounter rate, Netherlands	12.8%	10.9%	13.8%	10.1%
Worldwide encounter rate	21.5%	19.2%	20.1%	15.9%
CCM, Netherlands	5.4	7.2	3.4	1.9
Worldwide CCM	10.3	11.5	8.6	5.9

Encounter and infection rates reported here do not include totals for the Brantall, Filcoute, and Rotbrow malware families. See pages 57–64 of [Microsoft Security Intelligence Report, Volume 17](#) for an explanation of this decision.

## Encounter and infection rate trends

In 4Q14, 10.1% percent of computers in the Netherlands encountered malware, compared to the 4Q14 worldwide encounter rate of 15.9 percent. In addition, the MSRT detected and removed malware from 1.9 of every 1,000 unique computers scanned in the Netherlands in 4Q14 (a CCM score of 1.9, compared to the 4Q14 worldwide CCM of 5.9). The following figure shows the encounter and infection rate trends for the Netherlands over the last four quarters, compared to the world as a whole.

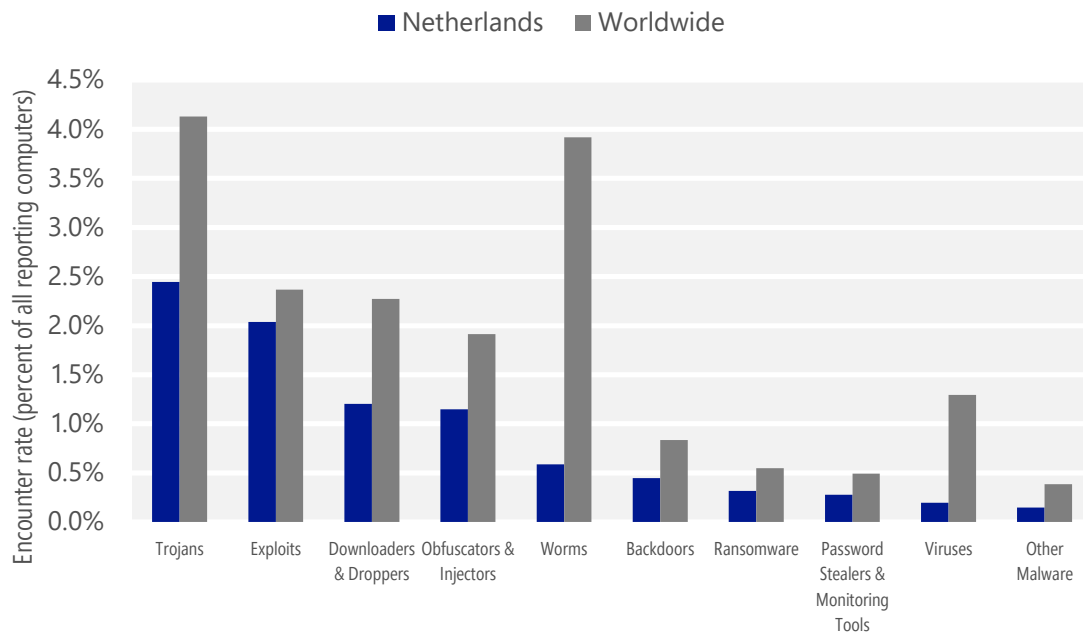
Malware encounter and infection rate trends in the Netherlands and worldwide



See the Worldwide Threat Assessment section of [Microsoft Security Intelligence Report, Volume 18](http://www.microsoft.com/sir) at [www.microsoft.com/sir](http://www.microsoft.com/sir) for more information about threats in the Netherlands and around the world, and for explanations of the methods and terms used here.

## Malware categories

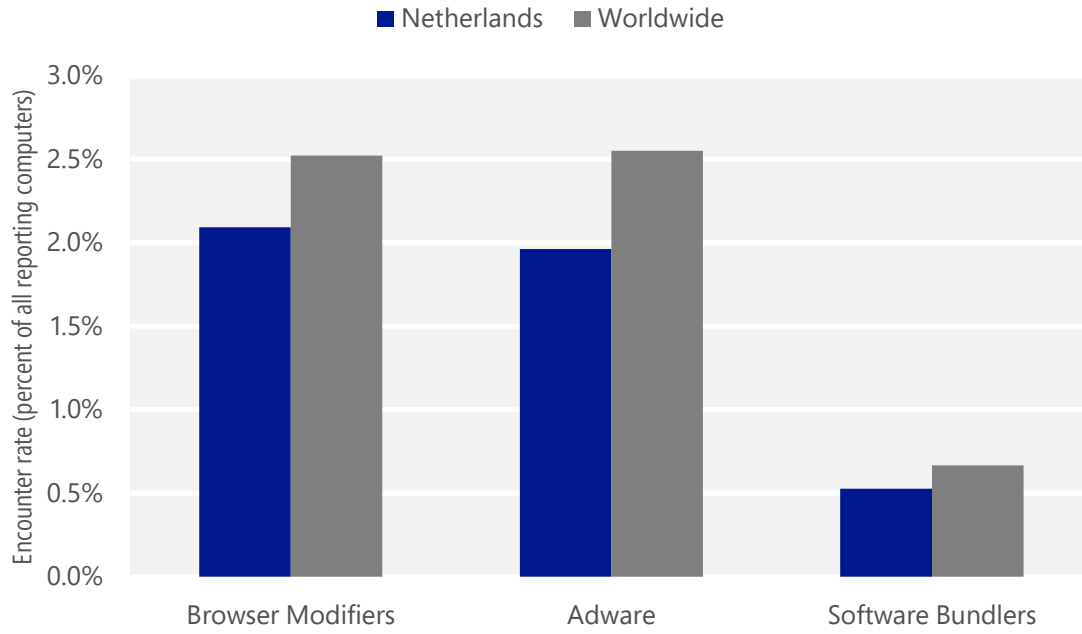
Malware encountered in the Netherlands in 4Q14, by category



- The most common malware category in the Netherlands in 4Q14 was Trojans. It was encountered by 2.4 percent of all computers there, down from 3.8 percent in 3Q14.
- The second most common malware category in the Netherlands in 4Q14 was Exploits. It was encountered by 2.0 percent of all computers there, down from 3.4 percent in 3Q14.
- The third most common malware category in the Netherlands in 4Q14 was Downloaders & Droppers, which was encountered by 1.2 percent of all computers there, down from 3.2 percent in 3Q14.

## Unwanted software categories

Unwanted software encountered in the Netherlands in 4Q14, by category



- The most common unwanted software category in the Netherlands in 4Q14 was Browser Modifiers. It was encountered by 2.1 percent of all computers there, down from 3.5 percent in 3Q14.
- The second most common unwanted software category in the Netherlands in 4Q14 was Adware. It was encountered by 2.0 percent of all computers there, up from 1.6 percent in 3Q14.
- The third most common unwanted software category in the Netherlands in 4Q14 was Software Bundlers, which was encountered by 0.5 percent of all computers there, up from 0.1 percent in 3Q14.

## Top malware families by encounter rate

The most common malware families encountered in the Netherlands in 4Q14

	Family	Most significant category	% of reporting computers
1	<a href="#">JS/Axpergle</a>	Exploits	1.0%
2	<a href="#">Win32/Obfuscator</a>	Obfuscators & Injectors	1.0%
3	<a href="#">Win32/Sanusra</a>	Trojans	0.3%
4	<a href="#">Win32/Tugspay</a>	Downloaders & Droppers	0.3%
5	<a href="#">JS/Redirector</a>	Trojans	0.3%
6	<a href="#">JS/Fiexp</a>	Exploits	0.3%
7	<a href="#">Win32/Dynamer</a>	Trojans	0.2%
8	<a href="#">ASX/Wimad</a>	Downloaders & Droppers	0.2%
9	<a href="#">Win32/Gamarue</a>	Worms	0.2%
10	<a href="#">Win32/Anogre</a>	Exploits	0.2%

- The most common malware family encountered in the Netherlands in 4Q14 was [JS/Axpergle](#), which was encountered by 1.0 percent of reporting computers there. [JS/Axpergle](#) is a detection for the Angler exploit kit, which exploits vulnerabilities in recent versions of Internet Explorer, Silverlight, Adobe Flash Player, and Java to install malware.
- The second most common malware family encountered in the Netherlands in 4Q14 was [Win32/Obfuscator](#), which was encountered by 1.0 percent of reporting computers there. [Win32/Obfuscator](#) is a generic detection for programs that have had their purpose disguised to hinder analysis or detection by antivirus scanners. Such programs commonly employ a combination of methods, including encryption, compression, anti-debugging and anti-emulation techniques.
- The third most common malware family encountered in the Netherlands in 4Q14 was [Win32/Sanusra](#), which was encountered by 0.3 percent of reporting computers there. [Win32/Sanusra](#) is a threat that connects to a remote attacker to send encrypted information about the computer.
- The fourth most common malware family encountered in the Netherlands in 4Q14 was [Win32/Tugspay](#), which was encountered by 0.3 percent of reporting computers there. [Win32/Tugspay](#) is a downloader that spreads by posing as an installer for legitimate software, such as a Java update, or through other malware. When installed, it downloads unwanted software to the computer.

## Top unwanted software families by encounter rate

The most common unwanted software families encountered in the Netherlands in 4Q14

	Family	Most significant category	% of reporting computers
1	<a href="#">Win32/Couponruc</a>	Browser Modifiers	1.8%
2	<a href="#">Win32/Costmin</a>	Adware	0.6%
3	<a href="#">Win32/Pirrit</a>	Adware	0.4%
4	<a href="#">Win32/BetterSurf</a>	Adware	0.4%
5	<a href="#">Win32/Gofileexpress</a>	Software Bundlers	0.3%

- The most common unwanted software family encountered in the Netherlands in 4Q14 was [Win32/Couponruc](#), which was encountered by 1.8 percent of reporting computers there. [Win32/Couponruc](#) is a browser modifier that changes browser settings and may also modify some computer and Internet settings.
- The second most common unwanted software family encountered in the Netherlands in 4Q14 was [Win32/Costmin](#), which was encountered by 0.6 percent of reporting computers there. [Win32/Costmin](#) is an adware family that installs itself as a browser extension for Internet Explorer, Mozilla Firefox, and Google Chrome, and displays advertisements as the user browses the Internet.
- The third most common unwanted software family encountered in the Netherlands in 4Q14 was [Win32/Pirrit](#), which was encountered by 0.4 percent of reporting computers there. [Win32/Pirrit](#) is a program that shows ads as the user browses the web. It can be downloaded from the program's website or bundled with some third-party software installation programs.



## Top threat families by infection rate

The most common malware families by infection rate in the Netherlands in 4Q14

	Family	Most significant category	Infection rate (CCM)
1	<a href="#">Win32/Sinowal</a>	Password Stealers & Monitoring Tools	0.2
2	<a href="#">Win32/Sefnit</a>	Trojans	0.2
3	<a href="#">Win32/Wysotot</a>	Trojans	0.2
4	<a href="#">Win32/Alureon</a>	Trojans	0.2
5	<a href="#">Win32/Zbot</a>	Password Stealers & Monitoring Tools	0.1
6	<a href="#">Win32/Gamarue</a>	Worms	0.1
7	<a href="#">JS/Miuref</a>	Trojans	0.1
8	<a href="#">MSIL/Bladabindi</a>	Backdoors	0.1
9	<a href="#">Win32/Brontok</a>	Worms	0.1
10	<a href="#">VBS/Jenxcus</a>	Worms	0.1

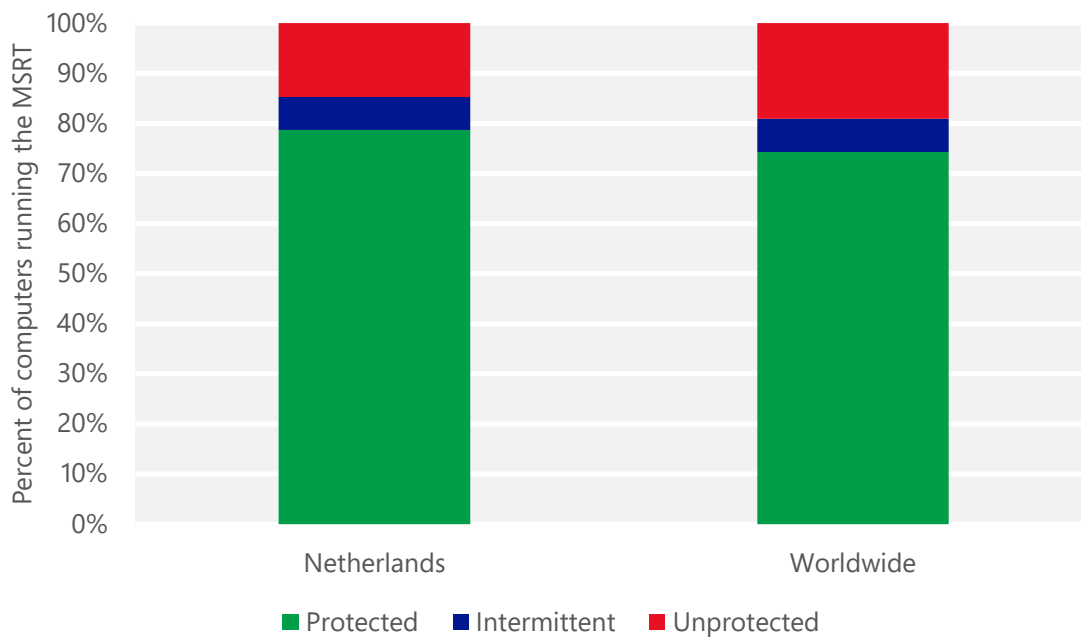
- The most common threat family infecting computers in the Netherlands in 4Q14 was [Win32/Sinowal](#), which was detected and removed from 0.2 of every 1,000 unique computers scanned by the MSRT. [Win32/Sinowal](#) is a family of password-stealing and backdoor trojans. It may try to install a fraudulent SSL certificate on the computer. Sinowal may also capture user data such as banking credentials from various user accounts and send the data to Web sites specified by the attacker.
- The second most common threat family infecting computers in the Netherlands in 4Q14 was [Win32/Sefnit](#), which was detected and removed from 0.2 of every 1,000 unique computers scanned by the MSRT. [Win32/Sefnit](#) is a family of trojans that can allow backdoor access, download files, and use the computer and Internet connection for click fraud. Some variants can monitor web browsers and hijack search results.
- The third most common threat family infecting computers in the Netherlands in 4Q14 was [Win32/Wysotot](#), which was detected and removed from 0.2 of every 1,000 unique computers scanned by the MSRT. [Win32/Wysotot](#) is a threat that can change the start page of the user's web browser, and may download and install other files to the computer. It is installed by software bundlers that advertise free software or games.
- The fourth most common threat family infecting computers in the Netherlands in 4Q14 was [Win32/Alureon](#), which was detected and removed from 0.2 of every 1,000 unique computers scanned by the MSRT. [Win32/Alureon](#) is a data-stealing trojan that gathers confidential information such as user names, passwords, and credit card data from incoming and outgoing Internet traffic. It may also download malicious data and modify DNS settings.

## Security software use

Recent releases of the MSRT collect and report details about the state of real-time antimalware software on a computer, if the computer's administrator has chosen to opt in to provide data to Microsoft. This telemetry data makes it possible to analyze security software usage patterns around the world and correlate them with infection rates.

A typical computer runs the MSRT three times each quarter, once for each monthly version of the tool that Microsoft releases. In the figure below, "Protected" represents computers that had real-time security software active and up-to-date every time the MSRT ran during a quarter; "Intermittently protected" represents computers that had security software active during one or more MSRT executions, but not all of them; and "Unprotected" represents computers that did not have security software active during any MSRT executions that quarter.

Percent of computers in the Netherlands and worldwide protected by real-time security software in 4Q14



## Drive-by download sites

A *drive-by download* site is a website that hosts one or more exploits that target vulnerabilities in web browsers and browser add-ons. Users with vulnerable computers can be infected with malware simply by visiting such a website, even without attempting to download anything. Drive-by download pages are usually hosted on legitimate Web sites to which an attacker has posted exploit code. Attackers gain access to legitimate sites through intrusion or by posting malicious code to a poorly secured web form, like a comment field on a blog. Compromised sites can be hosted anywhere in the world and concern nearly any subject imaginable, making it difficult for even an experienced user to identify a compromised site from a list of search results.

Search engines such as Bing have taken a number of measures to help protect users from drive-by downloads. As Bing indexes the web, pages are assessed for malicious elements or malicious behavior. Clicking the link in the list of search results displays a prominent warning, saying that the page may contain malicious software.

At the end of 3Q14, Bing detected 0.27 drive-by download URLs for every 1,000 URLs hosted in the Netherlands, compared to 0.41 worldwide. At the end of 4Q14, Bing detected 0.31 drive-by download URLs for every 1,000 URLs hosted in the Netherlands, compared to 0.45 worldwide.

Drive-by download pages per 1,000 URLs hosted in the Netherlands and worldwide

Metric	October 1, 2014	January 1, 2015
Drive-by download pages per 1,000 URLs, Netherlands	0.27	0.31
<i>Drive-by download pages per 1,000 URLs worldwide</i>	<i>0.41</i>	<i>0.45</i>



# New Zealand

The statistics presented here are generated by Microsoft security programs and services running on computers in New Zealand in 4Q14 and previous quarters. This data is provided from administrators or users who choose to opt in to provide data to Microsoft, using IP address geolocation to determine country or region.

On computers running real-time security software, most attempts by malware to infect computers are blocked before they succeed. Therefore, for a comprehensive understanding of the malware landscape, it's important to consider infection attempts that are blocked as well as infections that are removed. For this reason, Microsoft uses two different metrics to measure malware prevalence:

- *Encounter rate* is simply the percentage of computers running Microsoft real-time security products that report a malware encounter, whether the infection attempt succeeds or not.
- *Computers cleaned per mille*, or *CCM*, is an infection rate metric that is defined as the number of computers cleaned for every 1,000 unique computers executing the Malicious Software Removal Tool (MSRT), a free tool distributed through Microsoft update services that removes more than 200 highly prevalent or serious threats from computers.

Infection rate statistics for New Zealand

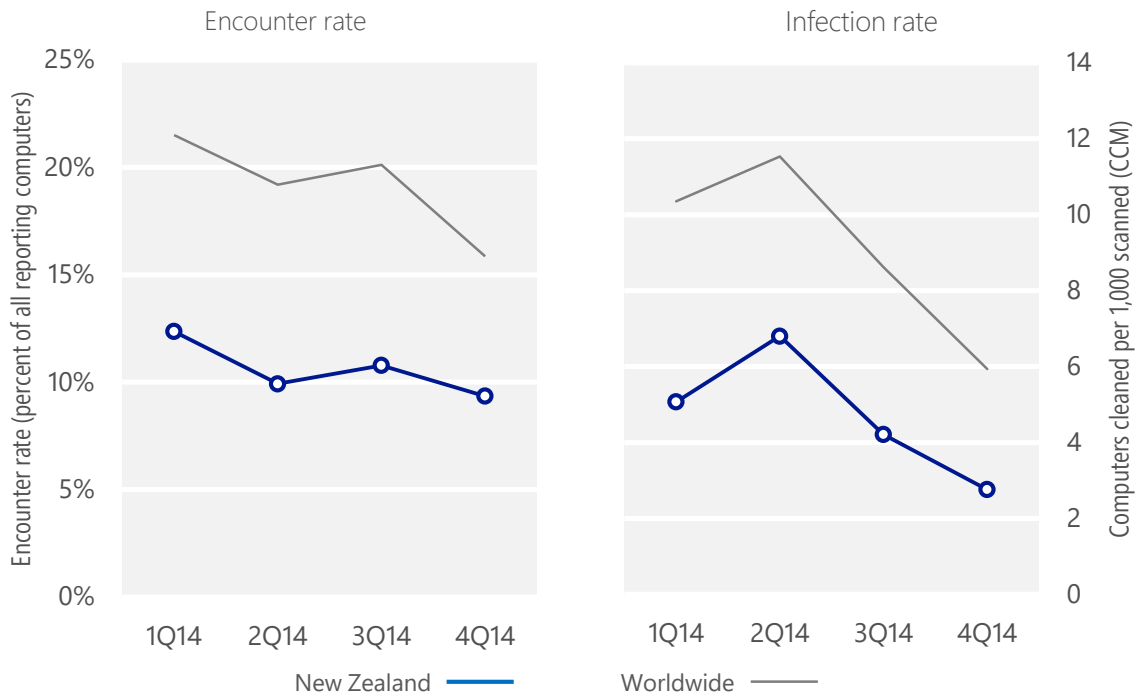
Metric	1Q14	2Q14	3Q14	4Q14
Encounter rate, New Zealand	12.4%	9.9%	10.8%	9.4%
Worldwide encounter rate	21.5%	19.2%	20.1%	15.9%
CCM, New Zealand	5.1	6.8	4.2	2.8
Worldwide CCM	10.3	11.5	8.6	5.9

Encounter and infection rates reported here do not include totals for the Brantall, Filcoute, and Rotbrow malware families. See pages 57–64 of [Microsoft Security Intelligence Report, Volume 17](#) for an explanation of this decision.

## Encounter and infection rate trends

In 4Q14, 9.4% percent of computers in New Zealand encountered malware, compared to the 4Q14 worldwide encounter rate of 15.9 percent. In addition, the MSRT detected and removed malware from 2.8 of every 1,000 unique computers scanned in New Zealand in 4Q14 (a CCM score of 2.8, compared to the 4Q14 worldwide CCM of 5.9). The following figure shows the encounter and infection rate trends for New Zealand over the last four quarters, compared to the world as a whole.

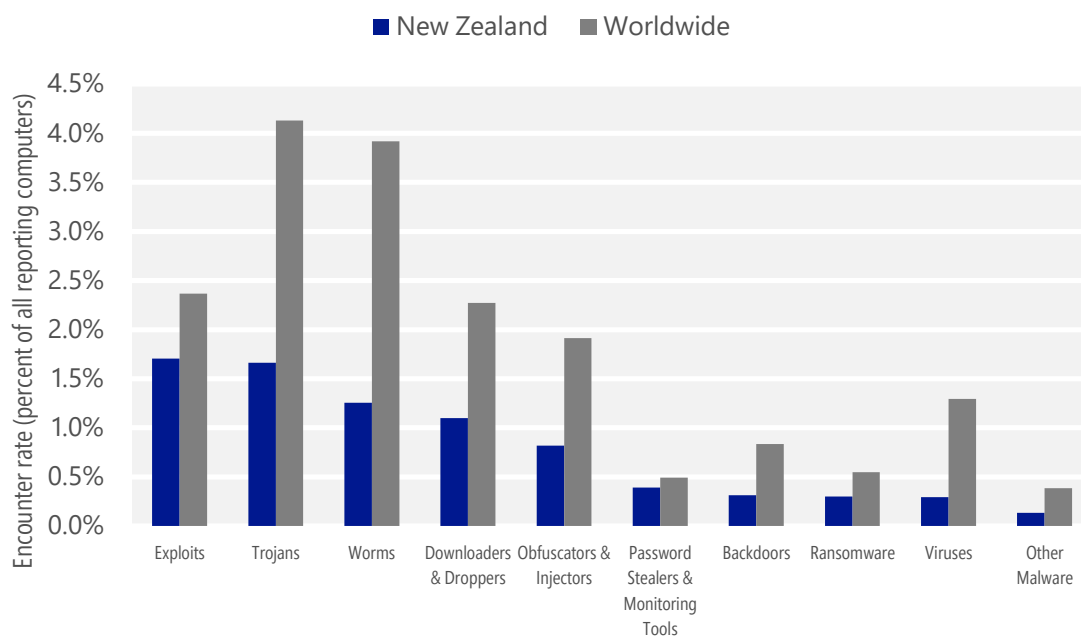
Malware encounter and infection rate trends in New Zealand and worldwide



See the Worldwide Threat Assessment section of [Microsoft Security Intelligence Report, Volume 18](http://www.microsoft.com/sir) at [www.microsoft.com/sir](http://www.microsoft.com/sir) for more information about threats in New Zealand and around the world, and for explanations of the methods and terms used here.

## Malware categories

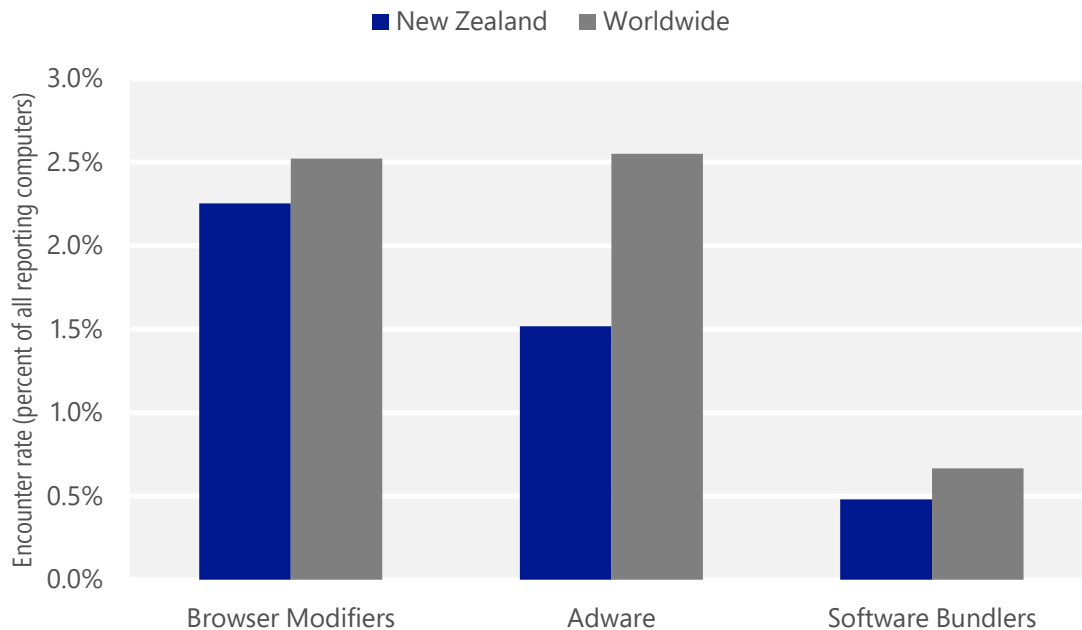
Malware encountered in New Zealand in 4Q14, by category



- The most common malware category in New Zealand in 4Q14 was Exploits. It was encountered by 1.7 percent of all computers there, down from 2.5 percent in 3Q14.
- The second most common malware category in New Zealand in 4Q14 was Trojans. It was encountered by 1.7 percent of all computers there, down from 2.0 percent in 3Q14.
- The third most common malware category in New Zealand in 4Q14 was Worms, which was encountered by 1.3 percent of all computers there, down from 1.5 percent in 3Q14.

## Unwanted software categories

Unwanted software encountered in New Zealand in 4Q14, by category



- The most common unwanted software category in New Zealand in 4Q14 was Browser Modifiers. It was encountered by 2.3 percent of all computers there, down from 3.8 percent in 3Q14.
- The second most common unwanted software category in New Zealand in 4Q14 was Adware. It was encountered by 1.5 percent of all computers there, up from 0.6 percent in 3Q14.
- The third most common unwanted software category in New Zealand in 4Q14 was Software Bundlers, which was encountered by 0.5 percent of all computers there, up from 0.1 percent in 3Q14.



## Top malware families by encounter rate

The most common malware families encountered in New Zealand in 4Q14

	Family	Most significant category	% of reporting computers
1	<a href="#">JS/Axpergle</a>	Exploits	0.8%
2	<a href="#">Win32/Obfuscator</a>	Obfuscators & Injectors	0.6%
3	<a href="#">JS/Fiexp</a>	Exploits	0.5%
4	<a href="#">INF/Autorun</a>	Obfuscators & Injectors	0.5%
5	<a href="#">Win32/Upatre</a>	Downloaders & Droppers	0.2%
6	<a href="#">Win32/Tupym</a>	Worms	0.2%
7	<a href="#">Win32/Vobfus</a>	Worms	0.2%
8	<a href="#">HTML/Phish</a>	Trojans	0.2%
9	<a href="#">ASX/Wimad</a>	Downloaders & Droppers	0.2%
10	<a href="#">Win32/Lightmoon</a>	Worms	0.2%

- The most common malware family encountered in New Zealand in 4Q14 was [JS/Axpergle](#), which was encountered by 0.8 percent of reporting computers there. [JS/Axpergle](#) is a detection for the Angler exploit kit, which exploits vulnerabilities in recent versions of Internet Explorer, Silverlight, Adobe Flash Player, and Java to install malware.
- The second most common malware family encountered in New Zealand in 4Q14 was [Win32/Obfuscator](#), which was encountered by 0.6 percent of reporting computers there. [Win32/Obfuscator](#) is a generic detection for programs that have had their purpose disguised to hinder analysis or detection by antivirus scanners. Such programs commonly employ a combination of methods, including encryption, compression, anti-debugging and anti-emulation techniques.
- The third most common malware family encountered in New Zealand in 4Q14 was [JS/Fiexp](#), which was encountered by 0.5 percent of reporting computers there. [JS/Fiexp](#) is a detection for the Fiesta exploit kit, which attempts to exploit Java, Adobe Flash Player, Adobe Reader, Silverlight, and Internet Explorer to install malware.
- The fourth most common malware family encountered in New Zealand in 4Q14 was [INF/Autorun](#), which was encountered by 0.5 percent of reporting computers there. [INF/Autorun](#) is a family of worms that spreads by copying itself to the mapped drives of an infected computer. The mapped drives may include network or removable drives.

## Top unwanted software families by encounter rate

The most common unwanted software families encountered in New Zealand in 4Q14

	Family	Most significant category	% of reporting computers
1	<a href="#">Win32/Couponruc</a>	Browser Modifiers	1.7%
2	<a href="#">Win32/Costmin</a>	Adware	0.8%
3	<a href="#">Win32/Defaulttab</a>	Browser Modifiers	0.6%
4	<a href="#">Win32/BetterSurf</a>	Adware	0.5%
5	<a href="#">Win32/Gofileexpress</a>	Software Bundlers	0.3%

- The most common unwanted software family encountered in New Zealand in 4Q14 was [Win32/Couponruc](#), which was encountered by 1.7 percent of reporting computers there. [Win32/Couponruc](#) is a browser modifier that changes browser settings and may also modify some computer and Internet settings.
- The second most common unwanted software family encountered in New Zealand in 4Q14 was [Win32/Costmin](#), which was encountered by 0.8 percent of reporting computers there. [Win32/Costmin](#) is an adware family that installs itself as a browser extension for Internet Explorer, Mozilla Firefox, and Google Chrome, and displays advertisements as the user browses the Internet.
- The third most common unwanted software family encountered in New Zealand in 4Q14 was [Win32/Defaulttab](#), which was encountered by 0.6 percent of reporting computers there. [Win32/Defaulttab](#) is a browser modifier that redirects web browser searches and prevents the user from changing browser settings.

## Top threat families by infection rate

The most common malware families by infection rate in New Zealand in 4Q14

	Family	Most significant category	Infection rate (CCM)
1	<a href="#">Win32/Tupym</a>	Worms	0.5
2	<a href="#">Win32/Vobfus</a>	Worms	0.5
3	<a href="#">Win32/Brontok</a>	Worms	0.3
4	<a href="#">Win32/Zbot</a>	Password Stealers & Monitoring Tools	0.2
5	<a href="#">Win32/Sality</a>	Viruses	0.2
6	<a href="#">Win32/Sefnit</a>	Trojans	0.1
7	<a href="#">JS/Miuref</a>	Trojans	0.1
8	<a href="#">VBS/Jenxcus</a>	Worms	0.1
9	<a href="#">Win32/Alureon</a>	Trojans	0.1
10	<a href="#">Win32/Wysotot</a>	Trojans	0.1

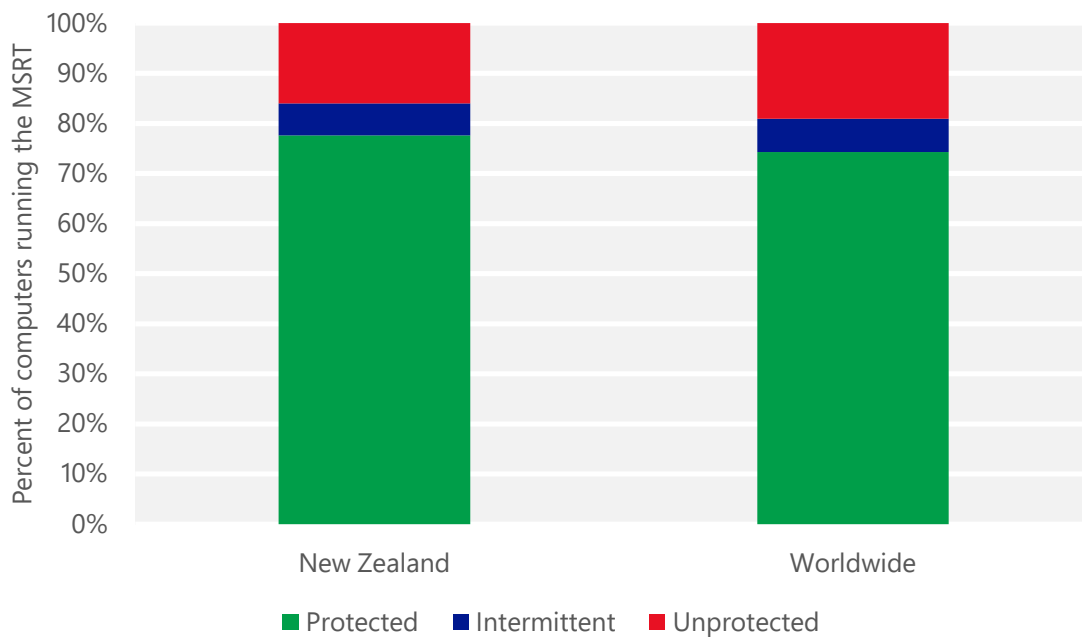
- The most common threat family infecting computers in New Zealand in 4Q14 was [Win32/Tupym](#), which was detected and removed from 0.5 of every 1,000 unique computers scanned by the MSRT. [Win32/Tupym](#) is a worm that copies itself to the system folder of the affected computer, and attempts to contact remote hosts.
- The second most common threat family infecting computers in New Zealand in 4Q14 was [Win32/Vobfus](#), which was detected and removed from 0.5 of every 1,000 unique computers scanned by the MSRT. [Win32/Vobfus](#) is a family of worms that spreads via network drives and removable drives and download/executes arbitrary files. Downloaded files may include additional malware.
- The third most common threat family infecting computers in New Zealand in 4Q14 was [Win32/Brontok](#), which was detected and removed from 0.3 of every 1,000 unique computers scanned by the MSRT. [Win32/Brontok](#) is a mass-mailing email worm that spreads by sending copies of itself as email attachments to addresses gathered from files on the infected computer, and by copying itself to removable volumes. Brontok can disable security software, and may conduct DoS attacks against certain websites.
- The fourth most common threat family infecting computers in New Zealand in 4Q14 was [Win32/Zbot](#), which was detected and removed from 0.2 of every 1,000 unique computers scanned by the MSRT. [Win32/Zbot](#) is a family of password stealing trojans that also contains backdoor functionality allowing unauthorized access and control of an affected computer.

## Security software use

Recent releases of the MSRT collect and report details about the state of real-time antimalware software on a computer, if the computer's administrator has chosen to opt in to provide data to Microsoft. This telemetry data makes it possible to analyze security software usage patterns around the world and correlate them with infection rates.

A typical computer runs the MSRT three times each quarter, once for each monthly version of the tool that Microsoft releases. In the figure below, "Protected" represents computers that had real-time security software active and up-to-date every time the MSRT ran during a quarter; "Intermittently protected" represents computers that had security software active during one or more MSRT executions, but not all of them; and "Unprotected" represents computers that did not have security software active during any MSRT executions that quarter.

Percent of computers in New Zealand and worldwide protected by real-time security software in 4Q14



## Drive-by download sites

A *drive-by download* site is a website that hosts one or more exploits that target vulnerabilities in web browsers and browser add-ons. Users with vulnerable computers can be infected with malware simply by visiting such a website, even without attempting to download anything. Drive-by download pages are usually hosted on legitimate Web sites to which an attacker has posted exploit code. Attackers gain access to legitimate sites through intrusion or by posting malicious code to a poorly secured web form, like a comment field on a blog. Compromised sites can be hosted anywhere in the world and concern nearly any subject imaginable, making it difficult for even an experienced user to identify a compromised site from a list of search results.

Search engines such as Bing have taken a number of measures to help protect users from drive-by downloads. As Bing indexes the web, pages are assessed for malicious elements or malicious behavior. Clicking the link in the list of search results displays a prominent warning, saying that the page may contain malicious software.

At the end of 3Q14, Bing detected 0.07 drive-by download URLs for every 1,000 URLs hosted in New Zealand, compared to 0.41 worldwide. At the end of 4Q14, Bing detected 0.07 drive-by download URLs for every 1,000 URLs hosted in New Zealand, compared to 0.45 worldwide.

Drive-by download pages per 1,000 URLs hosted in New Zealand and worldwide

Metric	October 1, 2014	January 1, 2015
Drive-by download pages per 1,000 URLs, New Zealand	0.07	0.07
<i>Drive-by download pages per 1,000 URLs worldwide</i>	<i>0.41</i>	<i>0.45</i>



# Nicaragua

The statistics presented here are generated by Microsoft security programs and services running on computers in Nicaragua in 4Q14 and previous quarters. This data is provided from administrators or users who choose to opt in to provide data to Microsoft, using IP address geolocation to determine country or region.

On computers running real-time security software, most attempts by malware to infect computers are blocked before they succeed. Therefore, for a comprehensive understanding of the malware landscape, it's important to consider infection attempts that are blocked as well as infections that are removed. For this reason, Microsoft uses two different metrics to measure malware prevalence:

- *Encounter rate* is simply the percentage of computers running Microsoft real-time security products that report a malware encounter, whether the infection attempt succeeds or not.
- *Computers cleaned per mille*, or CCM, is an infection rate metric that is defined as the number of computers cleaned for every 1,000 unique computers executing the Malicious Software Removal Tool (MSRT), a free tool distributed through Microsoft update services that removes more than 200 highly prevalent or serious threats from computers.

Infection rate statistics for Nicaragua

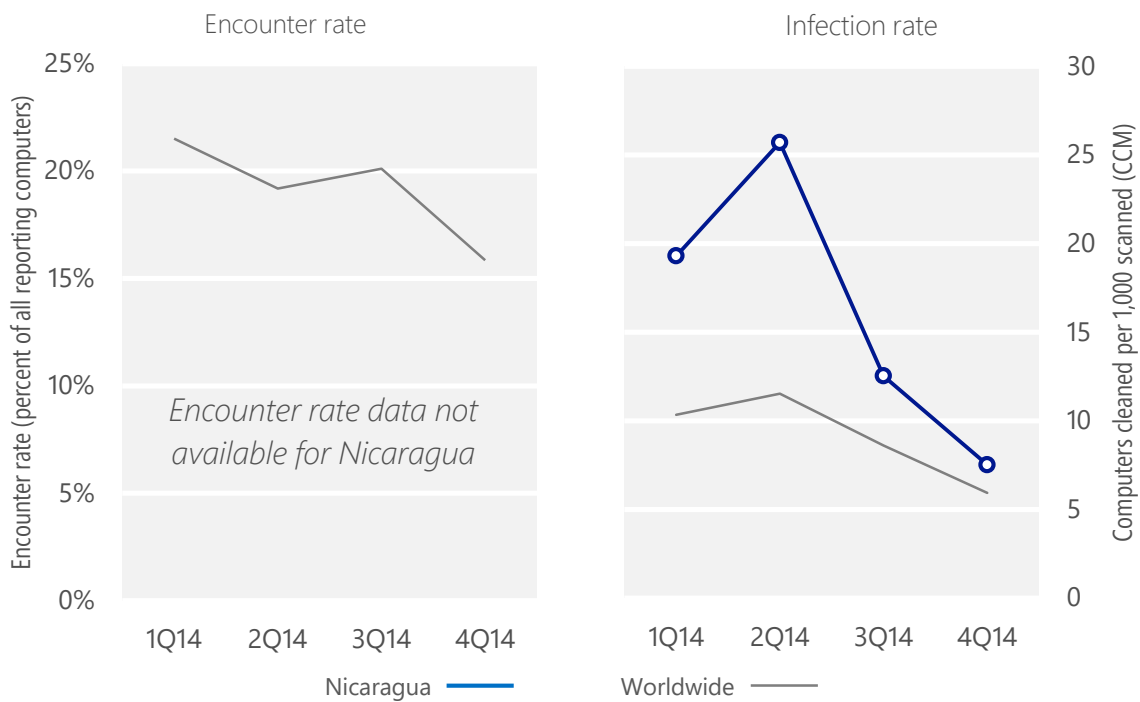
Metric	1Q14	2Q14	3Q14	4Q14
Encounter rate, Nicaragua	N/A	N/A	N/A	N/A
Worldwide encounter rate	21.5%	19.2%	20.1%	15.9%
CCM, Nicaragua	19.3	25.7	12.5	7.5
Worldwide CCM	10.3	11.5	8.6	5.9

Encounter and infection rates reported here do not include totals for the Brantall, Filcout, and Rotbrow malware families. See pages 57–64 of [Microsoft Security Intelligence Report, Volume 17](#) for an explanation of this decision.

## Encounter and infection rate trends

In 4Q14, the MSRT detected and removed malware from 7.5 of every 1,000 unique computers scanned in Nicaragua in 4Q14 (a CCM score of 7.5, compared to the 4Q14 worldwide CCM of 5.9). The following figure shows the encounter and infection rate trends for Nicaragua over the last four quarters, compared to the world as a whole.

Malware encounter and infection rate trends in Nicaragua and worldwide



See the Worldwide Threat Assessment section of [Microsoft Security Intelligence Report, Volume 18](http://www.microsoft.com/sir) at [www.microsoft.com/sir](http://www.microsoft.com/sir) for more information about threats in Nicaragua and around the world, and for explanations of the methods and terms used here.



## Top threat families by infection rate

The most common malware families by infection rate in Nicaragua in 4Q14

	Family	Most significant category	Infection rate (CCM)
1	<a href="#">VBS/Jenxcus</a>	Worms	2.4
2	<a href="#">Win32/Yeltminky</a>	Worms	1.4
3	<a href="#">Win32/Sality</a>	Viruses	0.7
4	<a href="#">Win32/Brontok</a>	Worms	0.6
5	<a href="#">MSIL/Spacekito</a>	Trojans	0.4
6	<a href="#">Win32/Sefnit</a>	Trojans	0.4
7	<a href="#">Win32/Nuqel</a>	Worms	0.2
8	<a href="#">MSIL/Bladabindi</a>	Backdoors	0.2
9	<a href="#">Win32/Alureon</a>	Trojans	0.2
10	<a href="#">Win32/Dorkbot</a>	Worms	0.2

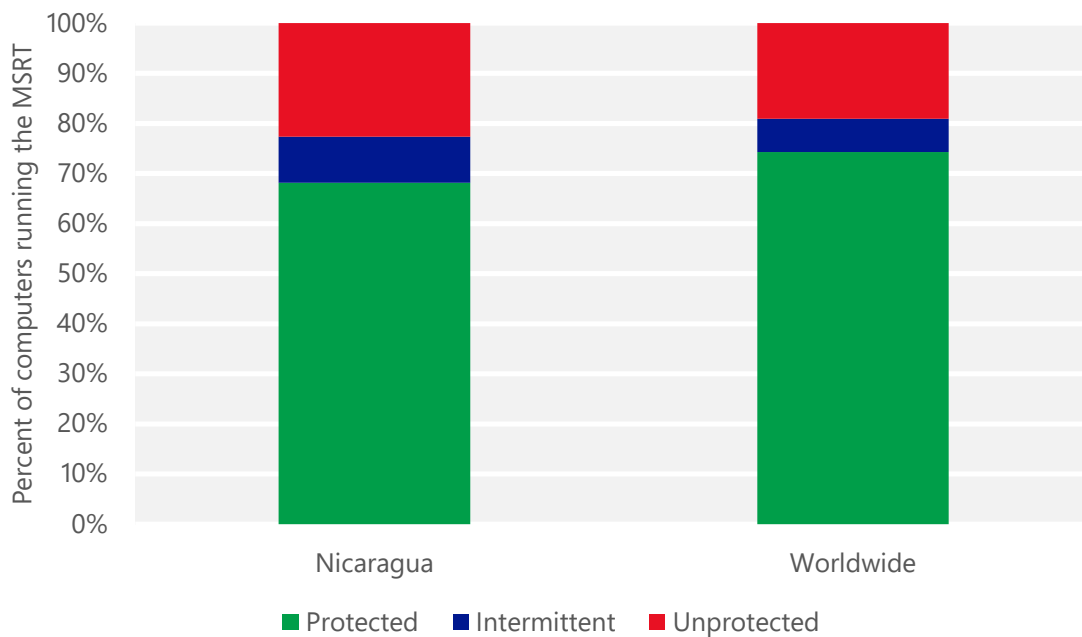
- The most common threat family infecting computers in Nicaragua in 4Q14 was [VBS/Jenxcus](#), which was detected and removed from 2.4 of every 1,000 unique computers scanned by the MSRT. [VBS/Jenxcus](#) is a worm that gives an attacker control of the computer. It is spread by infected removable drives, like USB flash drives. It can also be downloaded within a torrent file.
- The second most common threat family infecting computers in Nicaragua in 4Q14 was [Win32/Yeltminky](#), which was detected and removed from 1.4 of every 1,000 unique computers scanned by the MSRT. [Win32/Yeltminky](#) is a family of worms that spreads by making copies of itself on all available drives and creating an autorun.inf file to execute that copy.
- The third most common threat family infecting computers in Nicaragua in 4Q14 was [Win32/Sality](#), which was detected and removed from 0.7 of every 1,000 unique computers scanned by the MSRT. [Win32/Sality](#) is a family of polymorphic file infectors that target executable files with the extensions .scr or .exe. They may execute a damaging payload that deletes files with certain extensions and terminates security-related processes and services.
- The fourth most common threat family infecting computers in Nicaragua in 4Q14 was [Win32/Brontok](#), which was detected and removed from 0.6 of every 1,000 unique computers scanned by the MSRT. [Win32/Brontok](#) is a mass-mailing email worm that spreads by sending copies of itself as email attachments to addresses gathered from files on the infected computer, and by copying itself to removable volumes. Brontok can disable security software, and may conduct DoS attacks against certain websites.

## Security software use

Recent releases of the MSRT collect and report details about the state of real-time antimalware software on a computer, if the computer's administrator has chosen to opt in to provide data to Microsoft. This telemetry data makes it possible to analyze security software usage patterns around the world and correlate them with infection rates.

A typical computer runs the MSRT three times each quarter, once for each monthly version of the tool that Microsoft releases. In the figure below, "Protected" represents computers that had real-time security software active and up-to-date every time the MSRT ran during a quarter; "Intermittently protected" represents computers that had security software active during one or more MSRT executions, but not all of them; and "Unprotected" represents computers that did not have security software active during any MSRT executions that quarter.

Percent of computers in Nicaragua and worldwide protected by real-time security software in 4Q14



**Drive-by download sites**

A *drive-by download* site is a website that hosts one or more exploits that target vulnerabilities in web browsers and browser add-ons. Users with vulnerable computers can be infected with malware simply by visiting such a website, even without attempting to download anything. Drive-by download pages are usually hosted on legitimate Web sites to which an attacker has posted exploit code. Attackers gain access to legitimate sites through intrusion or by posting malicious code to a poorly secured web form, like a comment field on a blog. Compromised sites can be hosted anywhere in the world and concern nearly any subject imaginable, making it difficult for even an experienced user to identify a compromised site from a list of search results.

Search engines such as Bing have taken a number of measures to help protect users from drive-by downloads. As Bing indexes the web, pages are assessed for malicious elements or malicious behavior. Clicking the link in the list of search results displays a prominent warning, saying that the page may contain malicious software.

At the end of 3Q14, Bing detected 0.01 drive-by download URLs for every 1,000 URLs hosted in Nicaragua, compared to 0.41 worldwide. At the end of 4Q14, Bing detected 0.34 drive-by download URLs for every 1,000 URLs hosted in Nicaragua, compared to 0.45 worldwide.

Drive-by download pages per 1,000 URLs hosted in Nicaragua and worldwide

Metric	October 1, 2014	January 1, 2015
Drive-by download pages per 1,000 URLs, Nicaragua	0.01	0.34
<i>Drive-by download pages per 1,000 URLs worldwide</i>	<i>0.41</i>	<i>0.45</i>



# Nigeria

The statistics presented here are generated by Microsoft security programs and services running on computers in Nigeria in 4Q14 and previous quarters. This data is provided from administrators or users who choose to opt in to provide data to Microsoft, using IP address geolocation to determine country or region.

On computers running real-time security software, most attempts by malware to infect computers are blocked before they succeed. Therefore, for a comprehensive understanding of the malware landscape, it's important to consider infection attempts that are blocked as well as infections that are removed. For this reason, Microsoft uses two different metrics to measure malware prevalence:

- *Encounter rate* is simply the percentage of computers running Microsoft real-time security products that report a malware encounter, whether the infection attempt succeeds or not.
- *Computers cleaned per mille*, or *CCM*, is an infection rate metric that is defined as the number of computers cleaned for every 1,000 unique computers executing the Malicious Software Removal Tool (MSRT), a free tool distributed through Microsoft update services that removes more than 200 highly prevalent or serious threats from computers.

Infection rate statistics for Nigeria

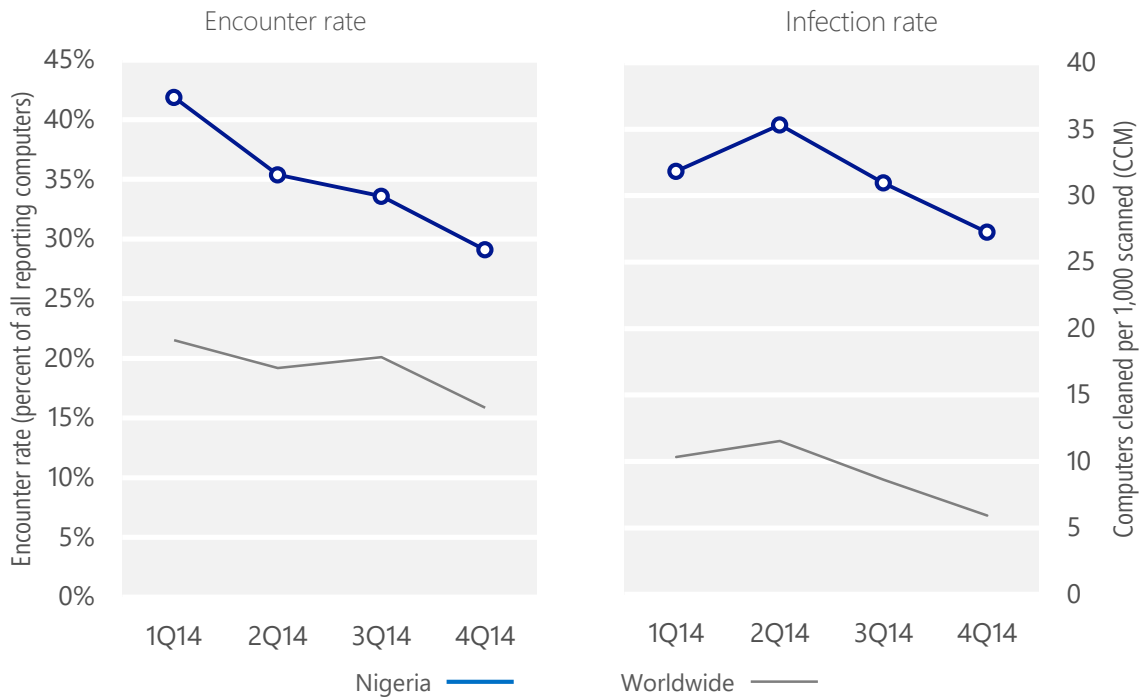
Metric	1Q14	2Q14	3Q14	4Q14
Encounter rate, Nigeria	41.9%	35.4%	33.6%	29.1%
Worldwide encounter rate	21.5%	19.2%	20.1%	15.9%
CCM, Nigeria	31.8	35.3	30.9	27.2
Worldwide CCM	10.3	11.5	8.6	5.9

Encounter and infection rates reported here do not include totals for the Brantall, Filcoute, and Rotbrow malware families. See pages 57–64 of [Microsoft Security Intelligence Report, Volume 17](#) for an explanation of this decision.

## Encounter and infection rate trends

In 4Q14, 29.1% percent of computers in Nigeria encountered malware, compared to the 4Q14 worldwide encounter rate of 15.9 percent. In addition, the MSRT detected and removed malware from 27.2 of every 1,000 unique computers scanned in Nigeria in 4Q14 (a CCM score of 27.2, compared to the 4Q14 worldwide CCM of 5.9). The following figure shows the encounter and infection rate trends for Nigeria over the last four quarters, compared to the world as a whole.

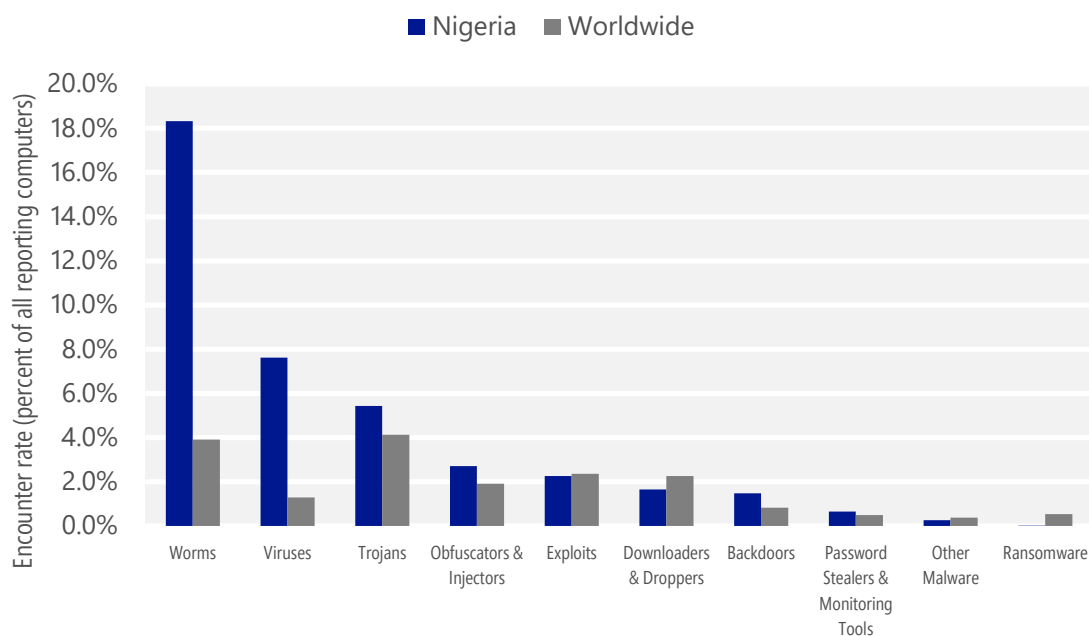
Malware encounter and infection rate trends in Nigeria and worldwide



See the Worldwide Threat Assessment section of [Microsoft Security Intelligence Report, Volume 18](http://www.microsoft.com/sir) at [www.microsoft.com/sir](http://www.microsoft.com/sir) for more information about threats in Nigeria and around the world, and for explanations of the methods and terms used here.

## Malware categories

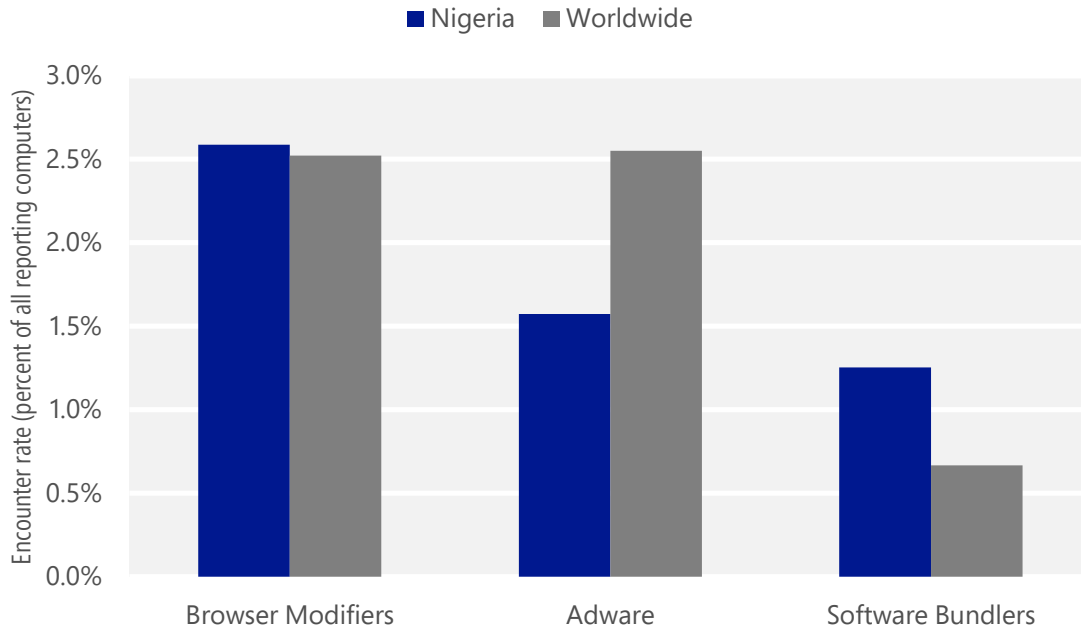
Malware encountered in Nigeria in 4Q14, by category



- The most common malware category in Nigeria in 4Q14 was Worms. It was encountered by 18.3 percent of all computers there, down from 20.7 percent in 3Q14.
- The second most common malware category in Nigeria in 4Q14 was Viruses. It was encountered by 7.6 percent of all computers there, down from 9.2 percent in 3Q14.
- The third most common malware category in Nigeria in 4Q14 was Trojans, which was encountered by 5.4 percent of all computers there, down from 7.2 percent in 3Q14.

## Unwanted software categories

Unwanted software encountered in Nigeria in 4Q14, by category



- The most common unwanted software category in Nigeria in 4Q14 was Browser Modifiers. It was encountered by 2.6 percent of all computers there, down from 3.6 percent in 3Q14.
- The second most common unwanted software category in Nigeria in 4Q14 was Adware. It was encountered by 1.6 percent of all computers there, up from 0.9 percent in 3Q14.
- The third most common unwanted software category in Nigeria in 4Q14 was Software Bundlers, which was encountered by 1.3 percent of all computers there, up from 0.1 percent in 3Q14.



## Top malware families by encounter rate

The most common malware families encountered in Nigeria in 4Q14

	Family	Most significant category	% of reporting computers
1	<a href="#">Win32/Gamarue</a>	Worms	7.8%
2	<a href="#">VBS/Jenxcus</a>	Worms	7.1%
3	<a href="#">Win32/Grenam</a>	Viruses	4.7%
4	<a href="#">Win32/Copali</a>	Worms	3.3%
5	<a href="#">INF/Autorun</a>	Obfuscators & Injectors	3.2%
6	<a href="#">Win32/Virut</a>	Viruses	1.9%
7	<a href="#">Win32/Ramnit</a>	Trojans	1.7%
8	<a href="#">Win32/CplLnk</a>	Exploits	1.7%
9	<a href="#">Win32/Sality</a>	Viruses	1.4%
10	<a href="#">Win32/Ippedo</a>	Worms	1.2%

- The most common malware family encountered in Nigeria in 4Q14 was [Win32/Gamarue](#), which was encountered by 7.8 percent of reporting computers there. [Win32/Gamarue](#) is a worm that is commonly distributed via exploit kits and social engineering. Variants have been observed stealing information from the local computer and communicating with command-and-control (C&C) servers managed by attackers.
- The second most common malware family encountered in Nigeria in 4Q14 was [VBS/Jenxcus](#), which was encountered by 7.1 percent of reporting computers there. [VBS/Jenxcus](#) is a worm that gives an attacker control of the computer. It is spread by infected removable drives, like USB flash drives. It can also be downloaded within a torrent file.
- The third most common malware family encountered in Nigeria in 4Q14 was [Win32/Grenam](#), which was encountered by 4.7 percent of reporting computers there. [Win32/Grenam](#) is a multi-component family that includes a trojan component that runs at startup, a worm component that spreads via removable drives, and a virus component that renames executables.
- The fourth most common malware family encountered in Nigeria in 4Q14 was [Win32/Copali](#), which was encountered by 3.3 percent of reporting computers there. [Win32/Copali](#) is a family of worms that can download other malware, including PWS:Win32/Zbot. They spread through infected network and removable drives.

## Top unwanted software families by encounter rate

The most common unwanted software families encountered in Nigeria in 4Q14

	Family	Most significant category	% of reporting computers
1	<a href="#">Win32/Couponruc</a>	Browser Modifiers	1.8%
2	<a href="#">Win32/Gofileexpress</a>	Software Bundlers	1.0%
3	<a href="#">Win32/Defaulttab</a>	Browser Modifiers	0.9%
4	<a href="#">Win32/Costmin</a>	Adware	0.7%

- The most common unwanted software family encountered in Nigeria in 4Q14 was [Win32/Couponruc](#), which was encountered by 1.8 percent of reporting computers there. [Win32/Couponruc](#) is a browser modifier that changes browser settings and may also modify some computer and Internet settings.
- The second most common unwanted software family encountered in Nigeria in 4Q14 was [Win32/Gofileexpress](#), which was encountered by 1.0 percent of reporting computers there. [Win32/Gofileexpress](#) is a software bundler that installs other unwanted software, including Adware:Win32/Lollipop and Adware:Win32/CostMin.
- The third most common unwanted software family encountered in Nigeria in 4Q14 was [Win32/Defaulttab](#), which was encountered by 0.9 percent of reporting computers there. [Win32/Defaulttab](#) is a browser modifier that redirects web browser searches and prevents the user from changing browser settings.

## Top threat families by infection rate

The most common malware families by infection rate in Nigeria in 4Q14

	Family	Most significant category	Infection rate (CCM)
1	<a href="#">Win32/Gamarue</a>	Worms	10.7
2	<a href="#">VBS/Jenxcus</a>	Worms	10.1
3	<a href="#">Win32/Ramnit</a>	Trojans	2.0
4	<a href="#">Win32/Sality</a>	Viruses	1.8
5	<a href="#">Win32/Vobfus</a>	Worms	1.0
6	<a href="#">Win32/Chir</a>	Viruses	0.9
7	<a href="#">Win32/Dorkbot</a>	Worms	0.6
8	<a href="#">Win32/Zbot</a>	Password Stealers & Monitoring Tools	0.5
9	<a href="#">MSIL/Bladabindi</a>	Backdoors	0.4
10	<a href="#">Win32/Tupym</a>	Worms	0.4

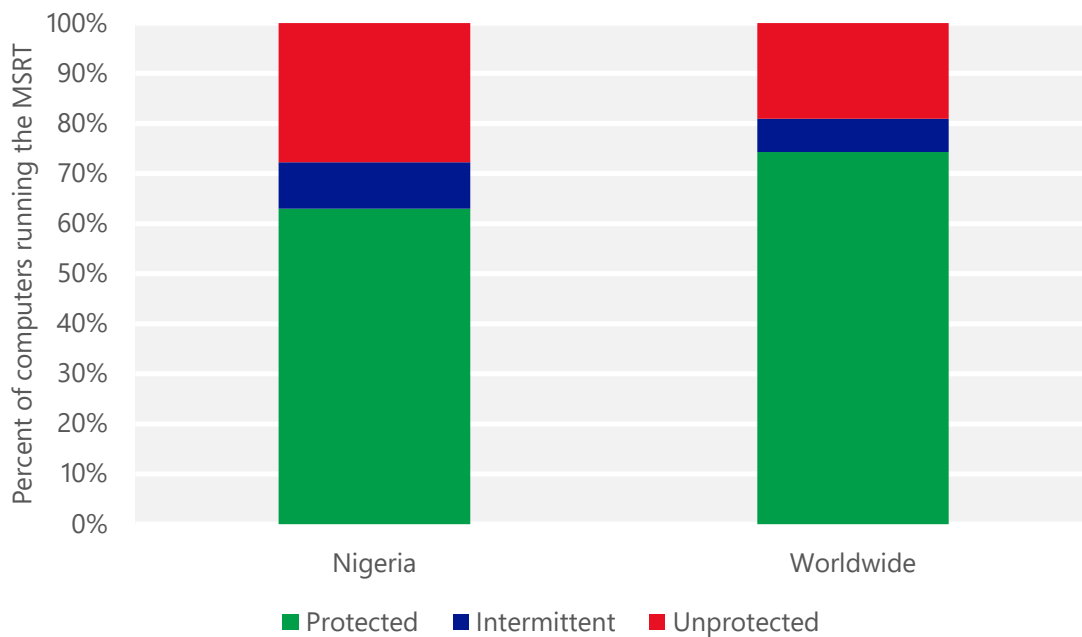
- The most common threat family infecting computers in Nigeria in 4Q14 was [Win32/Gamarue](#), which was detected and removed from 10.7 of every 1,000 unique computers scanned by the MSRT. [Win32/Gamarue](#) is a worm that is commonly distributed via exploit kits and social engineering. Variants have been observed stealing information from the local computer and communicating with command-and-control (C&C) servers managed by attackers.
- The second most common threat family infecting computers in Nigeria in 4Q14 was [VBS/Jenxcus](#), which was detected and removed from 10.1 of every 1,000 unique computers scanned by the MSRT. [VBS/Jenxcus](#) is a worm that gives an attacker control of the computer. It is spread by infected removable drives, like USB flash drives. It can also be downloaded within a torrent file.
- The third most common threat family infecting computers in Nigeria in 4Q14 was [Win32/Ramnit](#), which was detected and removed from 2.0 of every 1,000 unique computers scanned by the MSRT. [Win32/Ramnit](#) is a family of multi-component malware that infects executable files, Microsoft Office files, and HTML files. Win32/Ramnit spreads to removable drives and steals sensitive information such as saved FTP credentials and browser cookies. It may also open a backdoor to await instructions from a remote attacker.
- The fourth most common threat family infecting computers in Nigeria in 4Q14 was [Win32/Sality](#), which was detected and removed from 1.8 of every 1,000 unique computers scanned by the MSRT. [Win32/Sality](#) is a family of polymorphic file infectors that target executable files with the extensions .scr or .exe. They may execute a damaging payload that deletes files with certain extensions and terminates security-related processes and services.

## Security software use

Recent releases of the MSRT collect and report details about the state of real-time antimalware software on a computer, if the computer's administrator has chosen to opt in to provide data to Microsoft. This telemetry data makes it possible to analyze security software usage patterns around the world and correlate them with infection rates.

A typical computer runs the MSRT three times each quarter, once for each monthly version of the tool that Microsoft releases. In the figure below, "Protected" represents computers that had real-time security software active and up-to-date every time the MSRT ran during a quarter; "Intermittently protected" represents computers that had security software active during one or more MSRT executions, but not all of them; and "Unprotected" represents computers that did not have security software active during any MSRT executions that quarter.

Percent of computers in Nigeria and worldwide protected by real-time security software in 4Q14



Drive-by download sites

A *drive-by download* site is a website that hosts one or more exploits that target vulnerabilities in web browsers and browser add-ons. Users with vulnerable computers can be infected with malware simply by visiting such a website, even without attempting to download anything. Drive-by download pages are usually hosted on legitimate Web sites to which an attacker has posted exploit code. Attackers gain access to legitimate sites through intrusion or by posting malicious code to a poorly secured web form, like a comment field on a blog. Compromised sites can be hosted anywhere in the world and concern nearly any subject imaginable, making it difficult for even an experienced user to identify a compromised site from a list of search results.

Search engines such as Bing have taken a number of measures to help protect users from drive-by downloads. As Bing indexes the web, pages are assessed for malicious elements or malicious behavior. Clicking the link in the list of search results displays a prominent warning, saying that the page may contain malicious software.

At the end of 3Q14, Bing detected 0.31 drive-by download URLs for every 1,000 URLs hosted in Nigeria, compared to 0.41 worldwide. At the end of 4Q14, Bing detected 0.25 drive-by download URLs for every 1,000 URLs hosted in Nigeria, compared to 0.45 worldwide.

Drive-by download pages per 1,000 URLs hosted in Nigeria and worldwide

Metric	October 1, 2014	January 1, 2015
Drive-by download pages per 1,000 URLs, Nigeria	0.31	0.25
Drive-by download pages per 1,000 URLs worldwide	0.41	0.45



# Norway

The statistics presented here are generated by Microsoft security programs and services running on computers in Norway in 4Q14 and previous quarters. This data is provided from administrators or users who choose to opt in to provide data to Microsoft, using IP address geolocation to determine country or region.

On computers running real-time security software, most attempts by malware to infect computers are blocked before they succeed. Therefore, for a comprehensive understanding of the malware landscape, it's important to consider infection attempts that are blocked as well as infections that are removed. For this reason, Microsoft uses two different metrics to measure malware prevalence:

- *Encounter rate* is simply the percentage of computers running Microsoft real-time security products that report a malware encounter, whether the infection attempt succeeds or not.
- *Computers cleaned per mille*, or *CCM*, is an infection rate metric that is defined as the number of computers cleaned for every 1,000 unique computers executing the Malicious Software Removal Tool (MSRT), a free tool distributed through Microsoft update services that removes more than 200 highly prevalent or serious threats from computers.

Infection rate statistics for Norway

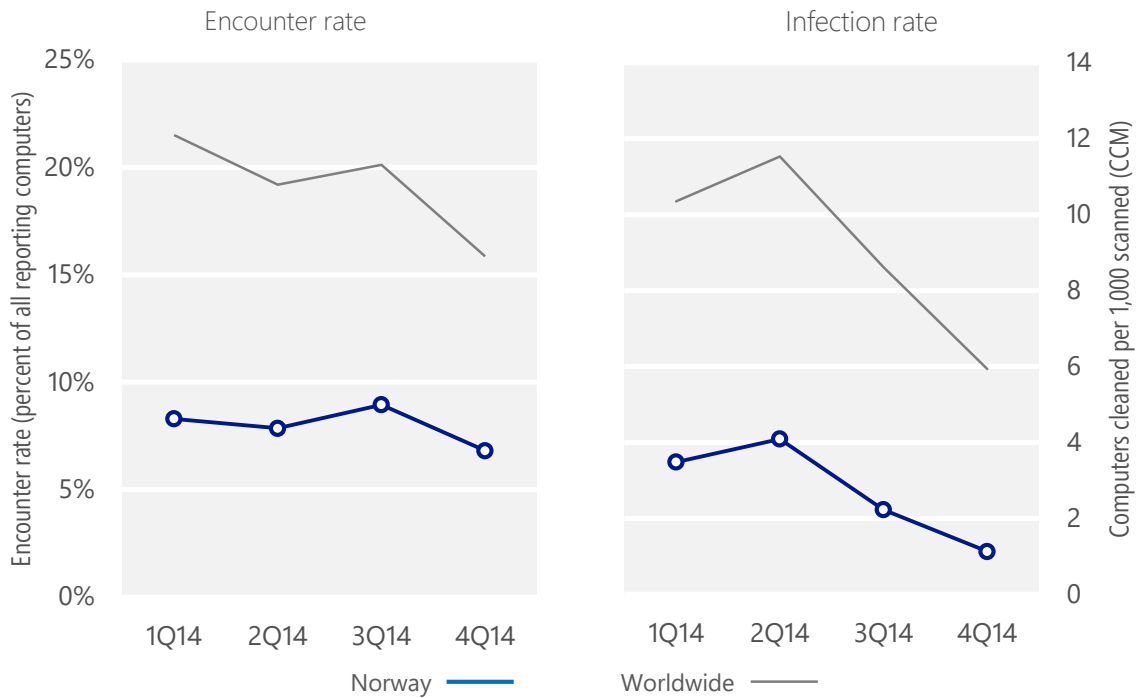
Metric	1Q14	2Q14	3Q14	4Q14
Encounter rate, Norway	8.3%	7.9%	9.0%	6.8%
Worldwide encounter rate	21.5%	19.2%	20.1%	15.9%
CCM, Norway	3.5	4.1	2.2	1.1
Worldwide CCM	10.3	11.5	8.6	5.9

Encounter and infection rates reported here do not include totals for the Brantall, Filcoute, and Rotbrow malware families. See pages 57–64 of [Microsoft Security Intelligence Report, Volume 17](#) for an explanation of this decision.

## Encounter and infection rate trends

In 4Q14, 6.8% percent of computers in Norway encountered malware, compared to the 4Q14 worldwide encounter rate of 15.9 percent. In addition, the MSRT detected and removed malware from 1.1 of every 1,000 unique computers scanned in Norway in 4Q14 (a CCM score of 1.1, compared to the 4Q14 worldwide CCM of 5.9). The following figure shows the encounter and infection rate trends for Norway over the last four quarters, compared to the world as a whole.

Malware encounter and infection rate trends in Norway and worldwide

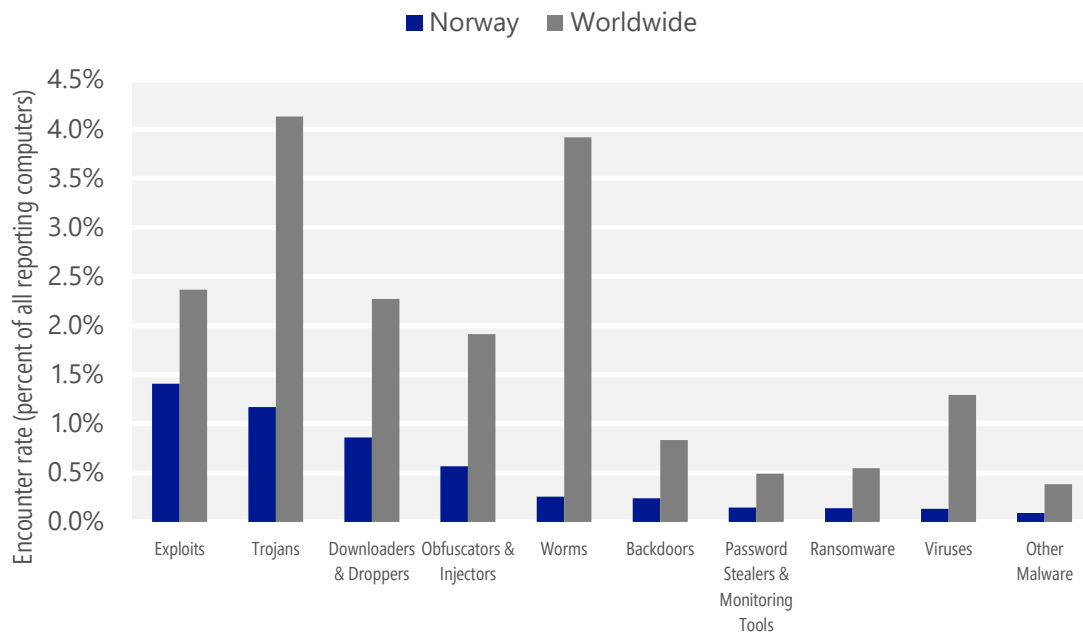


See the Worldwide Threat Assessment section of [Microsoft Security Intelligence Report, Volume 18](http://www.microsoft.com/sir) at [www.microsoft.com/sir](http://www.microsoft.com/sir) for more information about threats in Norway and around the world, and for explanations of the methods and terms used here.



## Malware categories

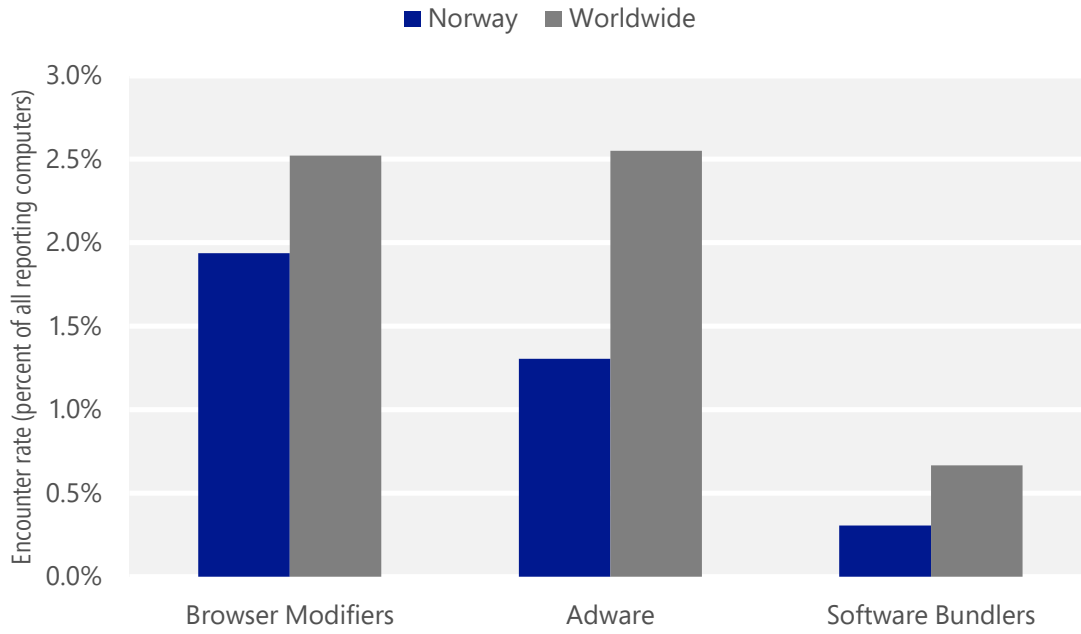
Malware encountered in Norway in 4Q14, by category



- The most common malware category in Norway in 4Q14 was Exploits. It was encountered by 1.4 percent of all computers there, down from 2.6 percent in 3Q14.
- The second most common malware category in Norway in 4Q14 was Trojans. It was encountered by 1.2 percent of all computers there, down from 1.6 percent in 3Q14.
- The third most common malware category in Norway in 4Q14 was Downloaders & Droppers, which was encountered by 0.9 percent of all computers there, down from 1.6 percent in 3Q14.

## Unwanted software categories

Unwanted software encountered in Norway in 4Q14, by category



- The most common unwanted software category in Norway in 4Q14 was Browser Modifiers. It was encountered by 1.9 percent of all computers there, down from 3.2 percent in 3Q14.
- The second most common unwanted software category in Norway in 4Q14 was Adware. It was encountered by 1.3 percent of all computers there, up from 0.8 percent in 3Q14.
- The third most common unwanted software category in Norway in 4Q14 was Software Bundlers, which was encountered by 0.3 percent of all computers there, up from 0.1 percent in 3Q14.

## Top malware families by encounter rate

The most common malware families encountered in Norway in 4Q14

	Family	Most significant category	% of reporting computers
1	<a href="#">JS/Axpergle</a>	Exploits	0.7%
2	<a href="#">Win32/Obfuscator</a>	Obfuscators & Injectors	0.5%
3	<a href="#">Win32/Anogre</a>	Exploits	0.2%
4	<a href="#">Win32/Tugspay</a>	Downloaders & Droppers	0.2%
5	<a href="#">Win32/Sanusra</a>	Trojans	0.1%
6	<a href="#">ASX/Wimad</a>	Downloaders & Droppers	0.1%
7	<a href="#">Java/CVE-2013-1488</a>	Exploits	0.1%
8	<a href="#">Win32/Vatsics</a>	Downloaders & Droppers	0.1%
9	<a href="#">JS/Faceliker</a>	Trojans	0.1%
10	<a href="#">Java/Cve-2013-1489</a>	Exploits	0.1%

- The most common malware family encountered in Norway in 4Q14 was [JS/Axpergle](#), which was encountered by 0.7 percent of reporting computers there. [JS/Axpergle](#) is a detection for the Angler exploit kit, which exploits vulnerabilities in recent versions of Internet Explorer, Silverlight, Adobe Flash Player, and Java to install malware.
- The second most common malware family encountered in Norway in 4Q14 was [Win32/Obfuscator](#), which was encountered by 0.5 percent of reporting computers there. [Win32/Obfuscator](#) is a generic detection for programs that have had their purpose disguised to hinder analysis or detection by antivirus scanners. Such programs commonly employ a combination of methods, including encryption, compression, anti-debugging and anti-emulation techniques.
- The third most common malware family encountered in Norway in 4Q14 was [Win32/Anogre](#), which was encountered by 0.2 percent of reporting computers there. [Win32/Anogre](#) is a threat that exploits a vulnerability addressed by Microsoft Security Bulletin MS11-087. This vulnerability can allow a hacker to install programs, view, change, or delete data or create new accounts with full administrative privileges.
- The fourth most common malware family encountered in Norway in 4Q14 was [Win32/Tugspay](#), which was encountered by 0.2 percent of reporting computers there. [Win32/Tugspay](#) is a downloader that spreads by posing as an installer for legitimate software, such as a Java update, or through other malware. When installed, it downloads unwanted software to the computer.

## Top unwanted software families by encounter rate

The most common unwanted software families encountered in Norway in 4Q14

	Family	Most significant category	% of reporting computers
1	<a href="#">Win32/Couponruc</a>	Browser Modifiers	1.7%
2	<a href="#">Win32/Costmin</a>	Adware	0.6%
3	<a href="#">Win32/Defaulttab</a>	Browser Modifiers	0.3%
4	<a href="#">Win32/BetterSurf</a>	Adware	0.3%
5	<a href="#">Win32/Pennybee</a>	Adware	0.2%

- The most common unwanted software family encountered in Norway in 4Q14 was [Win32/Couponruc](#), which was encountered by 1.7 percent of reporting computers there. [Win32/Couponruc](#) is a browser modifier that changes browser settings and may also modify some computer and Internet settings.
- The second most common unwanted software family encountered in Norway in 4Q14 was [Win32/Costmin](#), which was encountered by 0.6 percent of reporting computers there. [Win32/Costmin](#) is an adware family that installs itself as a browser extension for Internet Explorer, Mozilla Firefox, and Google Chrome, and displays advertisements as the user browses the Internet.
- The third most common unwanted software family encountered in Norway in 4Q14 was [Win32/Defaulttab](#), which was encountered by 0.3 percent of reporting computers there. [Win32/Defaulttab](#) is a browser modifier that redirects web browser searches and prevents the user from changing browser settings.

## Top threat families by infection rate

The most common malware families by infection rate in Norway in 4Q14

	Family	Most significant category	Infection rate (CCM)
1	<a href="#">Win32/Sefnit</a>	Trojans	0.1
2	<a href="#">Win32/Alureon</a>	Trojans	0.1
3	<a href="#">Win32/Wysotot</a>	Trojans	0.1
4	<a href="#">Win32/Zbot</a>	Password Stealers & Monitoring Tools	0.1
5	<a href="#">Win32/Sinowal</a>	Password Stealers & Monitoring Tools	0.1
6	<a href="#">MSIL/Bladabindi</a>	Backdoors	0.1
7	<a href="#">JS/Kilim</a>	Trojans	<0.1
8	<a href="#">Win32/Carberp</a>	Trojans	<0.1
9	<a href="#">VBS/Jenxcus</a>	Worms	<0.1
10	<a href="#">Win32/Pushbot</a>	Worms	<0.1

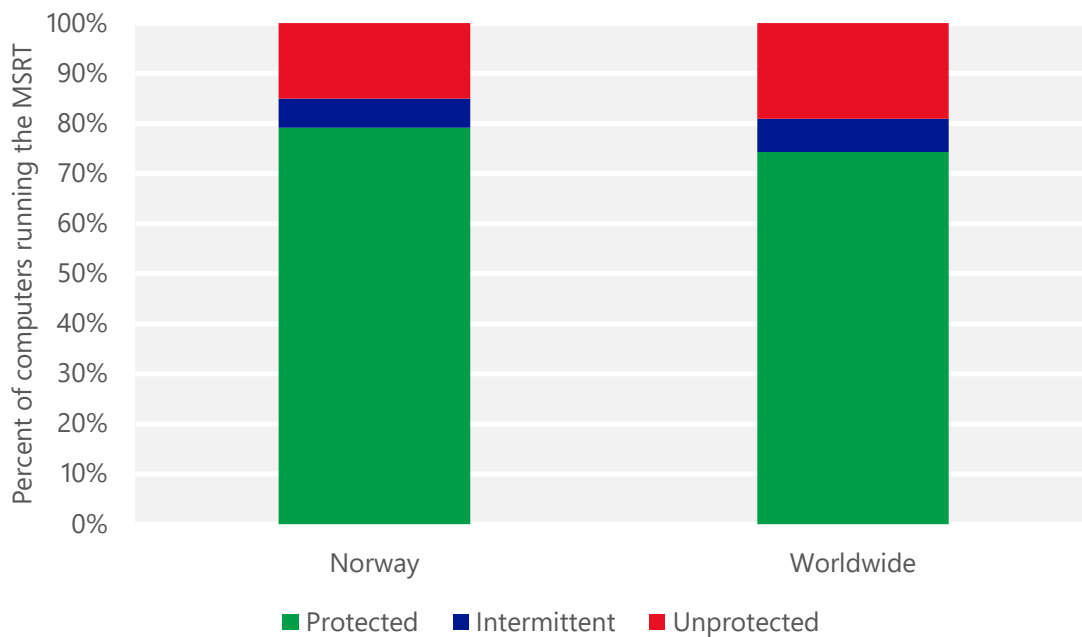
- The most common threat family infecting computers in Norway in 4Q14 was [Win32/Sefnit](#), which was detected and removed from 0.1 of every 1,000 unique computers scanned by the MSRT. [Win32/Sefnit](#) is a family of trojans that can allow backdoor access, download files, and use the computer and Internet connection for click fraud. Some variants can monitor web browsers and hijack search results.
- The second most common threat family infecting computers in Norway in 4Q14 was [Win32/Alureon](#), which was detected and removed from 0.1 of every 1,000 unique computers scanned by the MSRT. [Win32/Alureon](#) is a data-stealing trojan that gathers confidential information such as user names, passwords, and credit card data from incoming and outgoing Internet traffic. It may also download malicious data and modify DNS settings.
- The third most common threat family infecting computers in Norway in 4Q14 was [Win32/Wysotot](#), which was detected and removed from 0.1 of every 1,000 unique computers scanned by the MSRT. [Win32/Wysotot](#) is a threat that can change the start page of the user's web browser, and may download and install other files to the computer. It is installed by software bundlers that advertise free software or games.
- The fourth most common threat family infecting computers in Norway in 4Q14 was [Win32/Zbot](#), which was detected and removed from 0.1 of every 1,000 unique computers scanned by the MSRT. [Win32/Zbot](#) is a family of password stealing trojans that also contains backdoor functionality allowing unauthorized access and control of an affected computer.

## Security software use

Recent releases of the MSRT collect and report details about the state of real-time antimalware software on a computer, if the computer's administrator has chosen to opt in to provide data to Microsoft. This telemetry data makes it possible to analyze security software usage patterns around the world and correlate them with infection rates.

A typical computer runs the MSRT three times each quarter, once for each monthly version of the tool that Microsoft releases. In the figure below, "Protected" represents computers that had real-time security software active and up-to-date every time the MSRT ran during a quarter; "Intermittently protected" represents computers that had security software active during one or more MSRT executions, but not all of them; and "Unprotected" represents computers that did not have security software active during any MSRT executions that quarter.

Percent of computers in Norway and worldwide protected by real-time security software in 4Q14



## Drive-by download sites

A *drive-by download* site is a website that hosts one or more exploits that target vulnerabilities in web browsers and browser add-ons. Users with vulnerable computers can be infected with malware simply by visiting such a website, even without attempting to download anything. Drive-by download pages are usually hosted on legitimate Web sites to which an attacker has posted exploit code. Attackers gain access to legitimate sites through intrusion or by posting malicious code to a poorly secured web form, like a comment field on a blog. Compromised sites can be hosted anywhere in the world and concern nearly any subject imaginable, making it difficult for even an experienced user to identify a compromised site from a list of search results.

Search engines such as Bing have taken a number of measures to help protect users from drive-by downloads. As Bing indexes the web, pages are assessed for malicious elements or malicious behavior. Clicking the link in the list of search results displays a prominent warning, saying that the page may contain malicious software.

At the end of 3Q14, Bing detected 0.07 drive-by download URLs for every 1,000 URLs hosted in Norway, compared to 0.41 worldwide. At the end of 4Q14, Bing detected 0.05 drive-by download URLs for every 1,000 URLs hosted in Norway, compared to 0.45 worldwide.

Drive-by download pages per 1,000 URLs hosted in Norway and worldwide

Metric	October 1, 2014	January 1, 2015
Drive-by download pages per 1,000 URLs, Norway	0.07	0.05
<i>Drive-by download pages per 1,000 URLs worldwide</i>	<i>0.41</i>	<i>0.45</i>





# Oman

The statistics presented here are generated by Microsoft security programs and services running on computers in Oman in 4Q14 and previous quarters. This data is provided from administrators or users who choose to opt in to provide data to Microsoft, using IP address geolocation to determine country or region.

On computers running real-time security software, most attempts by malware to infect computers are blocked before they succeed. Therefore, for a comprehensive understanding of the malware landscape, it's important to consider infection attempts that are blocked as well as infections that are removed. For this reason, Microsoft uses two different metrics to measure malware prevalence:

- *Encounter rate* is simply the percentage of computers running Microsoft real-time security products that report a malware encounter, whether the infection attempt succeeds or not.
- *Computers cleaned per mille*, or *CCM*, is an infection rate metric that is defined as the number of computers cleaned for every 1,000 unique computers executing the Malicious Software Removal Tool (MSRT), a free tool distributed through Microsoft update services that removes more than 200 highly prevalent or serious threats from computers.

Infection rate statistics for Oman

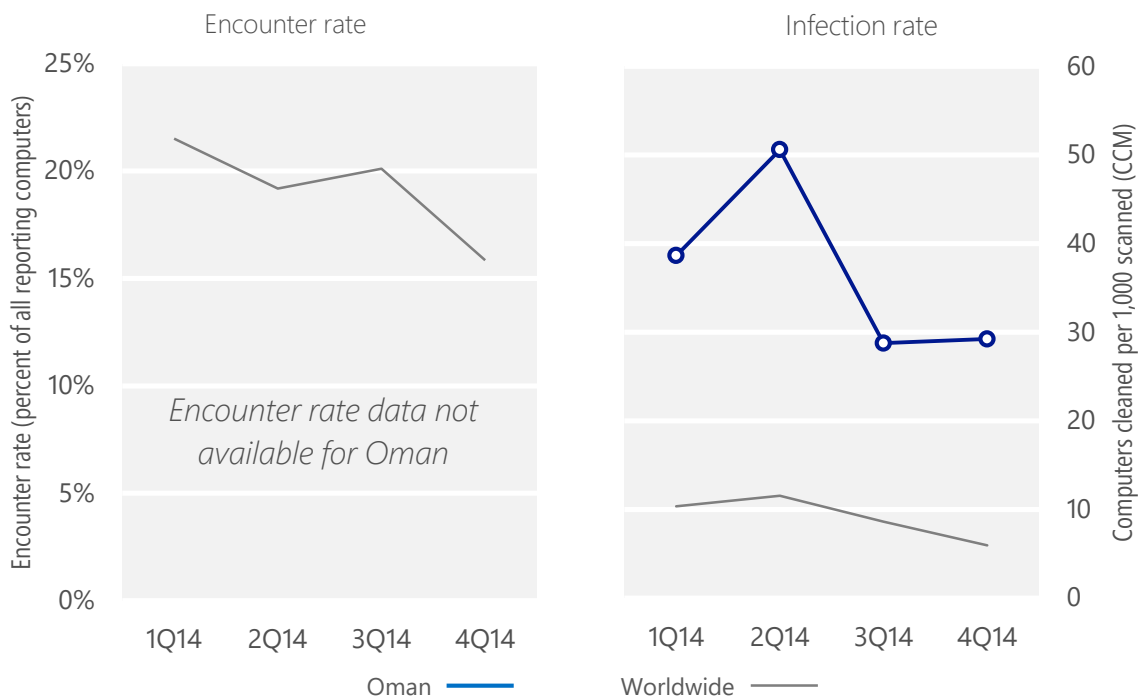
Metric	1Q14	2Q14	3Q14	4Q14
Encounter rate, Oman	N/A	N/A	N/A	N/A
Worldwide encounter rate	21.5%	19.2%	20.1%	15.9%
CCM, Oman	38.6	50.6	28.8	29.2
Worldwide CCM	10.3	11.5	8.6	5.9

Encounter and infection rates reported here do not include totals for the Brantall, Filcout, and Rotbrow malware families. See pages 57–64 of [Microsoft Security Intelligence Report, Volume 17](#) for an explanation of this decision.

## Encounter and infection rate trends

In 4Q14, the MSRT detected and removed malware from 29.2 of every 1,000 unique computers scanned in Oman in 4Q14 (a CCM score of 29.2, compared to the 4Q14 worldwide CCM of 5.9). The following figure shows the encounter and infection rate trends for Oman over the last four quarters, compared to the world as a whole.

Malware encounter and infection rate trends in Oman and worldwide



See the Worldwide Threat Assessment section of [Microsoft Security Intelligence Report, Volume 18](#) at [www.microsoft.com/sir](http://www.microsoft.com/sir) for more information about threats in Oman and around the world, and for explanations of the methods and terms used here.

## Top threat families by infection rate

The most common malware families by infection rate in Oman in 4Q14

	Family	Most significant category	Infection rate (CCM)
1	<a href="#">VBS/Jenxcus</a>	Worms	14.7
2	<a href="#">Win32/Gamarue</a>	Worms	3.1
3	<a href="#">Win32/Sality</a>	Viruses	2.3
4	<a href="#">Win32/Vobfus</a>	Worms	2.3
5	<a href="#">Win32/Dorkbot</a>	Worms	2.0
6	<a href="#">MSIL/Bladabindi</a>	Backdoors	1.5
7	<a href="#">Win32/Ramnit</a>	Trojans	1.4
8	<a href="#">Win32/Nuqel</a>	Worms	1.1
9	<a href="#">Win32/Lethic</a>	Trojans	0.8
10	<a href="#">Win32/Folstart</a>	Worms	0.8

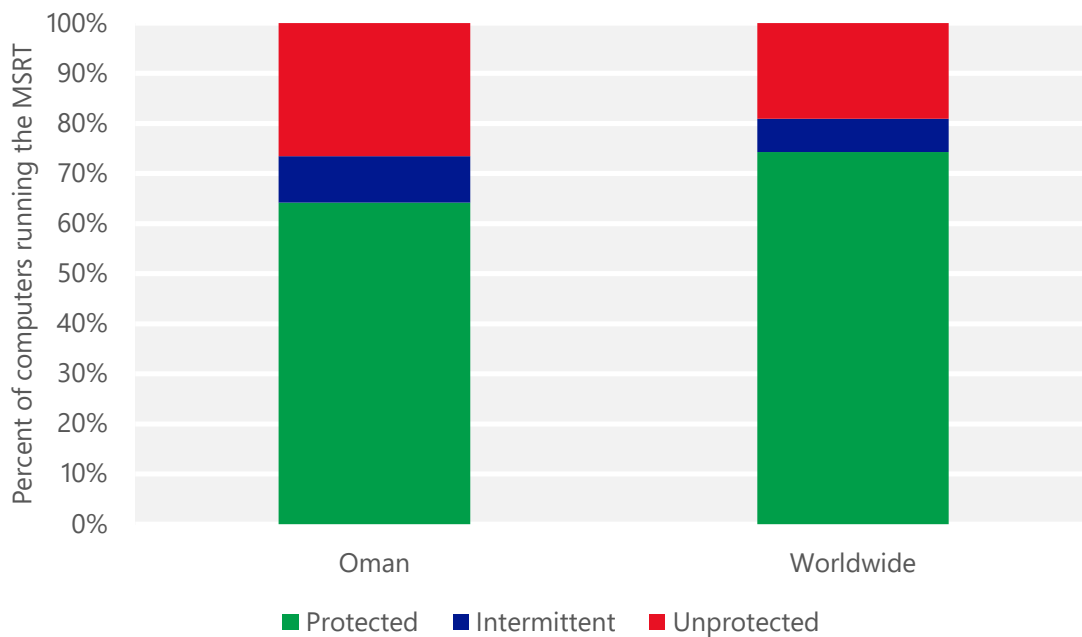
- The most common threat family infecting computers in Oman in 4Q14 was [VBS/Jenxcus](#), which was detected and removed from 14.7 of every 1,000 unique computers scanned by the MSRT. [VBS/Jenxcus](#) is a worm that gives an attacker control of the computer. It is spread by infected removable drives, like USB flash drives. It can also be downloaded within a torrent file.
- The second most common threat family infecting computers in Oman in 4Q14 was [Win32/Gamarue](#), which was detected and removed from 3.1 of every 1,000 unique computers scanned by the MSRT. [Win32/Gamarue](#) is a worm that is commonly distributed via exploit kits and social engineering. Variants have been observed stealing information from the local computer and communicating with command-and-control (C&C) servers managed by attackers.
- The third most common threat family infecting computers in Oman in 4Q14 was [Win32/Sality](#), which was detected and removed from 2.3 of every 1,000 unique computers scanned by the MSRT. [Win32/Sality](#) is a family of polymorphic file infectors that target executable files with the extensions .scr or .exe. They may execute a damaging payload that deletes files with certain extensions and terminates security-related processes and services.
- The fourth most common threat family infecting computers in Oman in 4Q14 was [Win32/Vobfus](#), which was detected and removed from 2.3 of every 1,000 unique computers scanned by the MSRT. [Win32/Vobfus](#) is a family of worms that spreads via network drives and removable drives and download/executes arbitrary files. Downloaded files may include additional malware.

## Security software use

Recent releases of the MSRT collect and report details about the state of real-time antimalware software on a computer, if the computer's administrator has chosen to opt in to provide data to Microsoft. This telemetry data makes it possible to analyze security software usage patterns around the world and correlate them with infection rates.

A typical computer runs the MSRT three times each quarter, once for each monthly version of the tool that Microsoft releases. In the figure below, "Protected" represents computers that had real-time security software active and up-to-date every time the MSRT ran during a quarter; "Intermittently protected" represents computers that had security software active during one or more MSRT executions, but not all of them; and "Unprotected" represents computers that did not have security software active during any MSRT executions that quarter.

Percent of computers in Oman and worldwide protected by real-time security software in 4Q14



Drive-by download sites

A *drive-by download* site is a website that hosts one or more exploits that target vulnerabilities in web browsers and browser add-ons. Users with vulnerable computers can be infected with malware simply by visiting such a website, even without attempting to download anything. Drive-by download pages are usually hosted on legitimate Web sites to which an attacker has posted exploit code. Attackers gain access to legitimate sites through intrusion or by posting malicious code to a poorly secured web form, like a comment field on a blog. Compromised sites can be hosted anywhere in the world and concern nearly any subject imaginable, making it difficult for even an experienced user to identify a compromised site from a list of search results.

Search engines such as Bing have taken a number of measures to help protect users from drive-by downloads. As Bing indexes the web, pages are assessed for malicious elements or malicious behavior. Clicking the link in the list of search results displays a prominent warning, saying that the page may contain malicious software.

At the end of 3Q14, Bing detected 0.00 drive-by download URLs for every 1,000 URLs hosted in Oman, compared to 0.41 worldwide. At the end of 4Q14, Bing detected 0.00 drive-by download URLs for every 1,000 URLs hosted in Oman, compared to 0.45 worldwide.

Drive-by download pages per 1,000 URLs hosted in Oman and worldwide

Metric	October 1, 2014	January 1, 2015
Drive-by download pages per 1,000 URLs, Oman	0.00	0.00
Drive-by download pages per 1,000 URLs worldwide	0.41	0.45



# Pakistan

The statistics presented here are generated by Microsoft security programs and services running on computers in Pakistan in 4Q14 and previous quarters. This data is provided from administrators or users who choose to opt in to provide data to Microsoft, using IP address geolocation to determine country or region.

On computers running real-time security software, most attempts by malware to infect computers are blocked before they succeed. Therefore, for a comprehensive understanding of the malware landscape, it's important to consider infection attempts that are blocked as well as infections that are removed. For this reason, Microsoft uses two different metrics to measure malware prevalence:

- *Encounter rate* is simply the percentage of computers running Microsoft real-time security products that report a malware encounter, whether the infection attempt succeeds or not.
- *Computers cleaned per mille*, or *CCM*, is an infection rate metric that is defined as the number of computers cleaned for every 1,000 unique computers executing the Malicious Software Removal Tool (MSRT), a free tool distributed through Microsoft update services that removes more than 200 highly prevalent or serious threats from computers.

Infection rate statistics for Pakistan

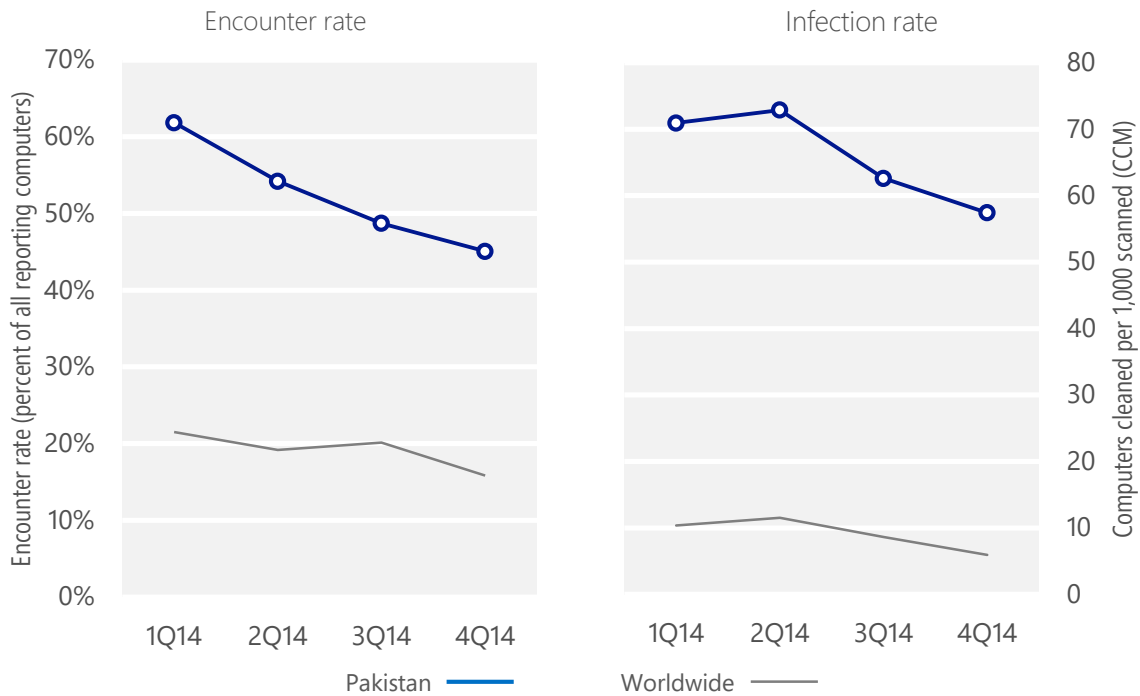
Metric	1Q14	2Q14	3Q14	4Q14
Encounter rate, Pakistan	61.8%	54.2%	48.7%	45.1%
Worldwide encounter rate	21.5%	19.2%	20.1%	15.9%
CCM, Pakistan	70.9	72.9	62.6	57.4
Worldwide CCM	10.3	11.5	8.6	5.9

Encounter and infection rates reported here do not include totals for the Brantall, Filcoute, and Rotbrow malware families. See pages 57–64 of [Microsoft Security Intelligence Report, Volume 17](#) for an explanation of this decision.

## Encounter and infection rate trends

In 4Q14, 45.1% percent of computers in Pakistan encountered malware, compared to the 4Q14 worldwide encounter rate of 15.9 percent. In addition, the MSRT detected and removed malware from 57.4 of every 1,000 unique computers scanned in Pakistan in 4Q14 (a CCM score of 57.4, compared to the 4Q14 worldwide CCM of 5.9). The following figure shows the encounter and infection rate trends for Pakistan over the last four quarters, compared to the world as a whole.

Malware encounter and infection rate trends in Pakistan and worldwide

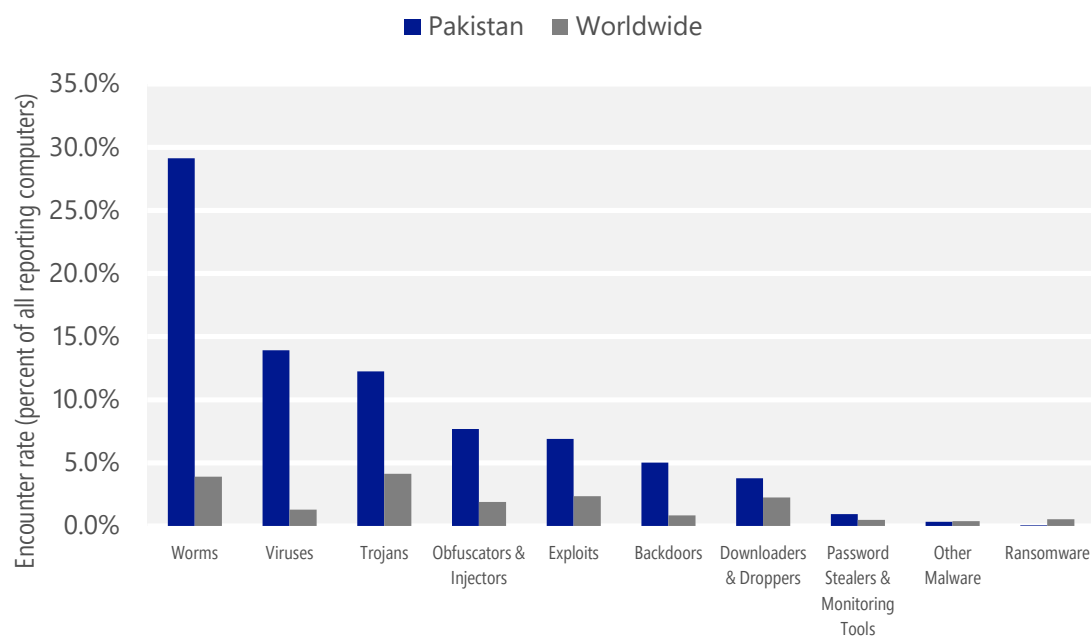


See the Worldwide Threat Assessment section of [Microsoft Security Intelligence Report, Volume 18](http://www.microsoft.com/sir) at [www.microsoft.com/sir](http://www.microsoft.com/sir) for more information about threats in Pakistan and around the world, and for explanations of the methods and terms used here.



## Malware categories

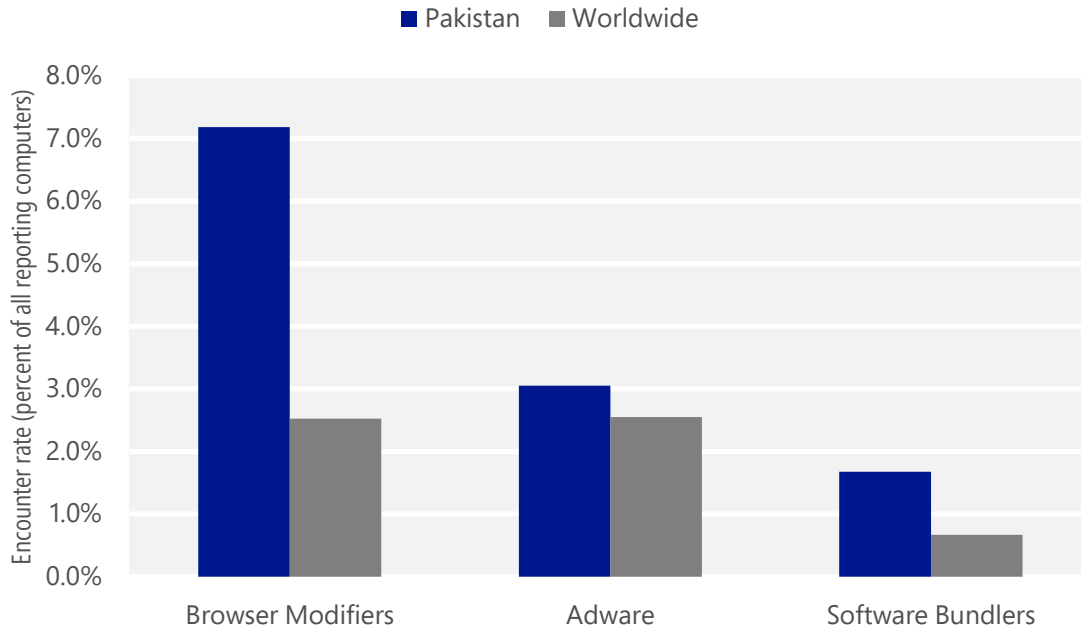
Malware encountered in Pakistan in 4Q14, by category



- The most common malware category in Pakistan in 4Q14 was Worms. It was encountered by 29.1 percent of all computers there, down from 30.2 percent in 3Q14.
- The second most common malware category in Pakistan in 4Q14 was Viruses. It was encountered by 13.9 percent of all computers there, down from 15.7 percent in 3Q14.
- The third most common malware category in Pakistan in 4Q14 was Trojans, which was encountered by 12.3 percent of all computers there, down from 15.0 percent in 3Q14.

## Unwanted software categories

Unwanted software encountered in Pakistan in 4Q14, by category



- The most common unwanted software category in Pakistan in 4Q14 was Browser Modifiers. It was encountered by 7.2 percent of all computers there, down from 7.6 percent in 3Q14.
- The second most common unwanted software category in Pakistan in 4Q14 was Adware. It was encountered by 3.1 percent of all computers there, up from 1.7 percent in 3Q14.
- The third most common unwanted software category in Pakistan in 4Q14 was Software Bundlers, which was encountered by 1.7 percent of all computers there, up from 0.1 percent in 3Q14.

## Top malware families by encounter rate

The most common malware families encountered in Pakistan in 4Q14

	Family	Most significant category	% of reporting computers
1	<a href="#">INF/Autorun</a>	Obfuscators & Injectors	12.7%
2	<a href="#">VBS/Jenxcus</a>	Worms	12.3%
3	<a href="#">Win32/Gamarue</a>	Worms	11.0%
4	<a href="#">Win32/Sality</a>	Viruses	7.9%
5	<a href="#">Win32/Virut</a>	Viruses	6.3%
6	<a href="#">Win32/Ramnit</a>	Trojans	6.0%
7	<a href="#">Win32/CplLnk</a>	Exploits	5.5%
8	<a href="#">Win32/Chir</a>	Viruses	4.3%
9	<a href="#">Win32/Tupym</a>	Worms	3.5%
10	<a href="#">Win32/Bifrose</a>	Backdoors	3.5%

- The most common malware family encountered in Pakistan in 4Q14 was [INF/Autorun](#), which was encountered by 12.7 percent of reporting computers there. [INF/Autorun](#) is a family of worms that spreads by copying itself to the mapped drives of an infected computer. The mapped drives may include network or removable drives.
- The second most common malware family encountered in Pakistan in 4Q14 was [VBS/Jenxcus](#), which was encountered by 12.3 percent of reporting computers there. [VBS/Jenxcus](#) is a worm that gives an attacker control of the computer. It is spread by infected removable drives, like USB flash drives. It can also be downloaded within a torrent file.
- The third most common malware family encountered in Pakistan in 4Q14 was [Win32/Gamarue](#), which was encountered by 11.0 percent of reporting computers there. [Win32/Gamarue](#) is a worm that is commonly distributed via exploit kits and social engineering. Variants have been observed stealing information from the local computer and communicating with command-and-control (C&C) servers managed by attackers.
- The fourth most common malware family encountered in Pakistan in 4Q14 was [Win32/Sality](#), which was encountered by 7.9 percent of reporting computers there. [Win32/Sality](#) is a family of polymorphic file infectors that target executable files with the extensions .scr or .exe. They may execute a damaging payload that deletes files with certain extensions and terminates security-related processes and services.

## Top unwanted software families by encounter rate

The most common unwanted software families encountered in Pakistan in 4Q14

	Family	Most significant category	% of reporting computers
1	<a href="#">Win32/Couponruc</a>	Browser Modifiers	5.9%
2	<a href="#">Win32/Defaulttab</a>	Browser Modifiers	1.5%
3	<a href="#">Win32/BetterSurf</a>	Adware	1.5%
4	<a href="#">Win32/Gofileexpress</a>	Software Bundlers	1.3%
5	<a href="#">Win32/Costrmin</a>	Adware	1.2%

- The most common unwanted software family encountered in Pakistan in 4Q14 was [Win32/Couponruc](#), which was encountered by 5.9 percent of reporting computers there. [Win32/Couponruc](#) is a browser modifier that changes browser settings and may also modify some computer and Internet settings.
- The second most common unwanted software family encountered in Pakistan in 4Q14 was [Win32/Defaulttab](#), which was encountered by 1.5 percent of reporting computers there. [Win32/Defaulttab](#) is a browser modifier that redirects web browser searches and prevents the user from changing browser settings.
- The third most common unwanted software family encountered in Pakistan in 4Q14 was [Win32/BetterSurf](#), which was encountered by 1.5 percent of reporting computers there. [Win32/BetterSurf](#) is adware that displays unwanted ads on search engine results pages and other websites. It may be included with software bundles that offer free applications or games.

## Top threat families by infection rate

The most common malware families by infection rate in Pakistan in 4Q14

	Family	Most significant category	Infection rate (CCM)
1	<a href="#">Win32/Sality</a>	Viruses	17.7
2	<a href="#">VBS/Jenxcus</a>	Worms	15.1
3	<a href="#">Win32/Gamarue</a>	Worms	11.1
4	<a href="#">Win32/Chir</a>	Viruses	8.3
5	<a href="#">Win32/Tupym</a>	Worms	5.2
6	<a href="#">Win32/Ramnit</a>	Trojans	4.8
7	<a href="#">Win32/Nuqel</a>	Worms	2.4
8	<a href="#">Win32/Virut</a>	Viruses	1.6
9	<a href="#">Win32/Pramro</a>	Trojans	1.2
10	<a href="#">Win32/Parite</a>	Viruses	1.0

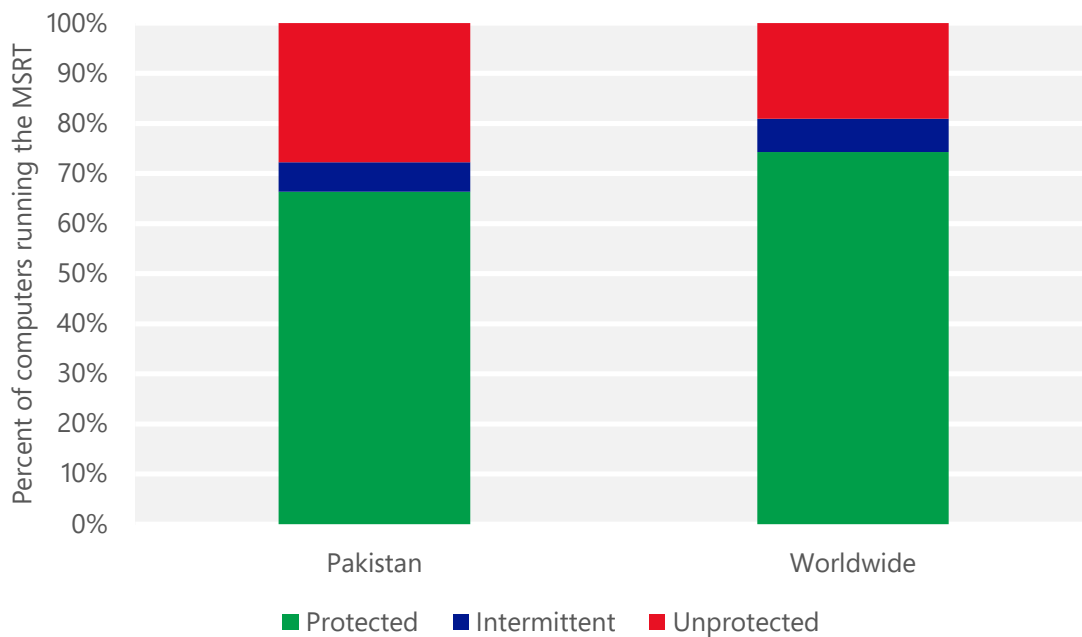
- The most common threat family infecting computers in Pakistan in 4Q14 was [Win32/Sality](#), which was detected and removed from 17.7 of every 1,000 unique computers scanned by the MSRT. [Win32/Sality](#) is a family of polymorphic file infectors that target executable files with the extensions .scr or .exe. They may execute a damaging payload that deletes files with certain extensions and terminates security-related processes and services.
- The second most common threat family infecting computers in Pakistan in 4Q14 was [VBS/Jenxcus](#), which was detected and removed from 15.1 of every 1,000 unique computers scanned by the MSRT. [VBS/Jenxcus](#) is a worm that gives an attacker control of the computer. It is spread by infected removable drives, like USB flash drives. It can also be downloaded within a torrent file.
- The third most common threat family infecting computers in Pakistan in 4Q14 was [Win32/Gamarue](#), which was detected and removed from 11.1 of every 1,000 unique computers scanned by the MSRT. [Win32/Gamarue](#) is a worm that is commonly distributed via exploit kits and social engineering. Variants have been observed stealing information from the local computer and communicating with command-and-control (C&C) servers managed by attackers.
- The fourth most common threat family infecting computers in Pakistan in 4Q14 was [Win32/Chir](#), which was detected and removed from 8.3 of every 1,000 unique computers scanned by the MSRT. [Win32/Chir](#) is a family with a worm component and a virus component. The worm component spreads by email and by exploiting a vulnerability addressed by Microsoft Security Bulletin MS01-020. The virus component may infect .exe, .scr, and HTML files.

## Security software use

Recent releases of the MSRT collect and report details about the state of real-time antimalware software on a computer, if the computer's administrator has chosen to opt in to provide data to Microsoft. This telemetry data makes it possible to analyze security software usage patterns around the world and correlate them with infection rates.

A typical computer runs the MSRT three times each quarter, once for each monthly version of the tool that Microsoft releases. In the figure below, "Protected" represents computers that had real-time security software active and up-to-date every time the MSRT ran during a quarter; "Intermittently protected" represents computers that had security software active during one or more MSRT executions, but not all of them; and "Unprotected" represents computers that did not have security software active during any MSRT executions that quarter.

Percent of computers in Pakistan and worldwide protected by real-time security software in 4Q14



## Drive-by download sites

A *drive-by download* site is a website that hosts one or more exploits that target vulnerabilities in web browsers and browser add-ons. Users with vulnerable computers can be infected with malware simply by visiting such a website, even without attempting to download anything. Drive-by download pages are usually hosted on legitimate Web sites to which an attacker has posted exploit code. Attackers gain access to legitimate sites through intrusion or by posting malicious code to a poorly secured web form, like a comment field on a blog. Compromised sites can be hosted anywhere in the world and concern nearly any subject imaginable, making it difficult for even an experienced user to identify a compromised site from a list of search results.

Search engines such as Bing have taken a number of measures to help protect users from drive-by downloads. As Bing indexes the web, pages are assessed for malicious elements or malicious behavior. Clicking the link in the list of search results displays a prominent warning, saying that the page may contain malicious software.

At the end of 3Q14, Bing detected 0.16 drive-by download URLs for every 1,000 URLs hosted in Pakistan, compared to 0.41 worldwide. At the end of 4Q14, Bing detected 0.06 drive-by download URLs for every 1,000 URLs hosted in Pakistan, compared to 0.45 worldwide.

Drive-by download pages per 1,000 URLs hosted in Pakistan and worldwide

Metric	October 1, 2014	January 1, 2015
Drive-by download pages per 1,000 URLs, Pakistan	0.16	0.06
<i>Drive-by download pages per 1,000 URLs worldwide</i>	<i>0.41</i>	<i>0.45</i>





## Palestinian Authority

The statistics presented here are generated by Microsoft security programs and services running on computers in the Palestinian territories (West Bank and Gaza Strip) in 4Q14 and previous quarters. This data is provided from administrators or users who choose to opt in to provide data to Microsoft, using IP address geolocation to determine country or region.

On computers running real-time security software, most attempts by malware to infect computers are blocked before they succeed. Therefore, for a comprehensive understanding of the malware landscape, it's important to consider infection attempts that are blocked as well as infections that are removed. For this reason, Microsoft uses two different metrics to measure malware prevalence:

- *Encounter rate* is simply the percentage of computers running Microsoft real-time security products that report a malware encounter, whether the infection attempt succeeds or not.
- *Computers cleaned per mille*, or *CCM*, is an infection rate metric that is defined as the number of computers cleaned for every 1,000 unique computers executing the Malicious Software Removal Tool (MSRT), a free tool distributed through Microsoft update services that removes more than 200 highly prevalent or serious threats from computers.

Infection rate statistics for the Palestinian territories

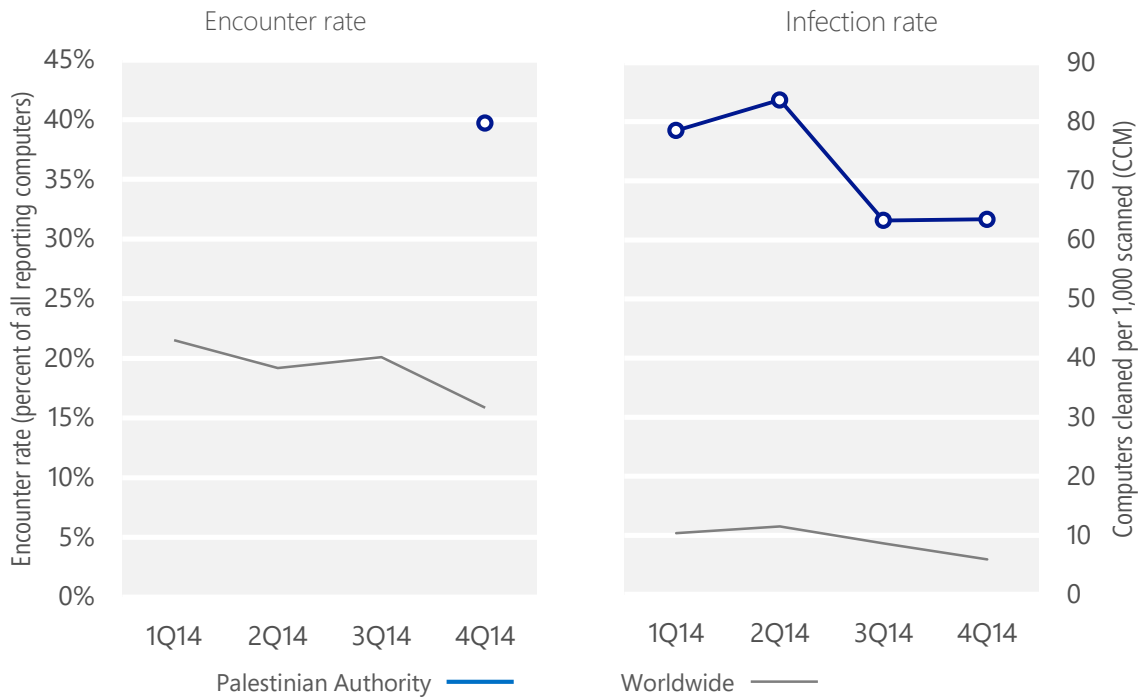
Metric	1Q14	2Q14	3Q14	4Q14
Encounter rate, Palestinian Authority	N/A	N/A	N/A	39.7%
Worldwide encounter rate	21.5%	19.2%	20.1%	15.9%
CCM, Palestinian Authority	78.5	83.7	63.3	63.5
Worldwide CCM	10.3	11.5	8.6	5.9

Encounter and infection rates reported here do not include totals for the Brantall, Filcoute, and Rotbrow malware families. See pages 57–64 of [Microsoft Security Intelligence Report, Volume 17](#) for an explanation of this decision.

## Encounter and infection rate trends

In 4Q14, 39.7% percent of computers in the Palestinian territories encountered malware, compared to the 4Q14 worldwide encounter rate of 15.9 percent. In addition, the MSRT detected and removed malware from 63.5 of every 1,000 unique computers scanned in the Palestinian territories in 4Q14 (a CCM score of 63.5, compared to the 4Q14 worldwide CCM of 5.9). The following figure shows the encounter and infection rate trends for the Palestinian territories over the last four quarters, compared to the world as a whole.

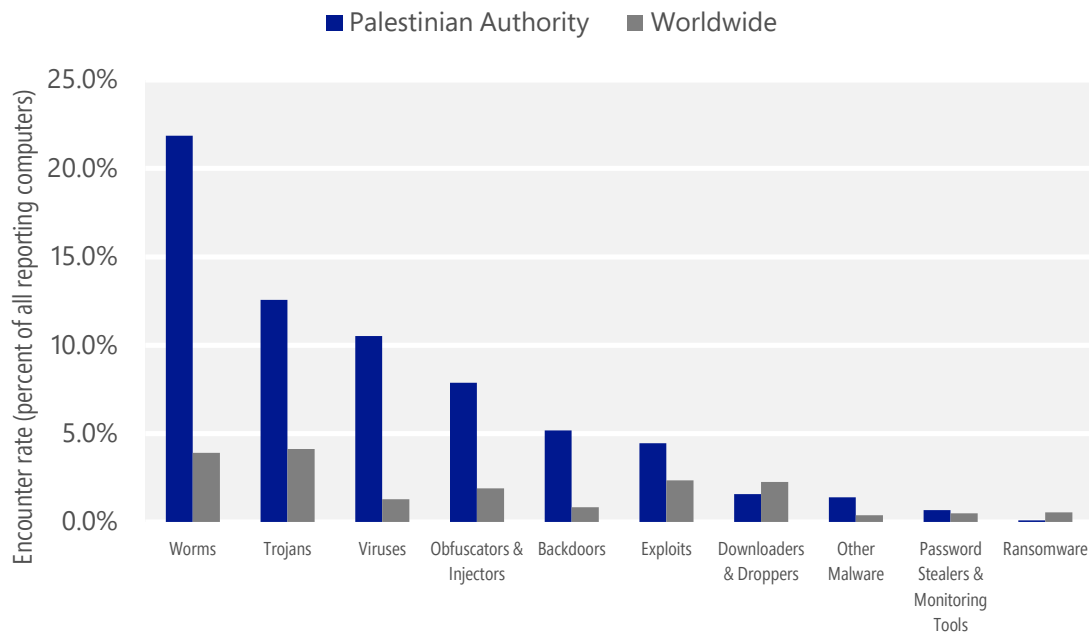
Malware encounter and infection rate trends in the Palestinian territories and worldwide



See the Worldwide Threat Assessment section of [Microsoft Security Intelligence Report, Volume 18](http://www.microsoft.com/sir) at [www.microsoft.com/sir](http://www.microsoft.com/sir) for more information about threats in the Palestinian territories and around the world, and for explanations of the methods and terms used here.

## Malware categories

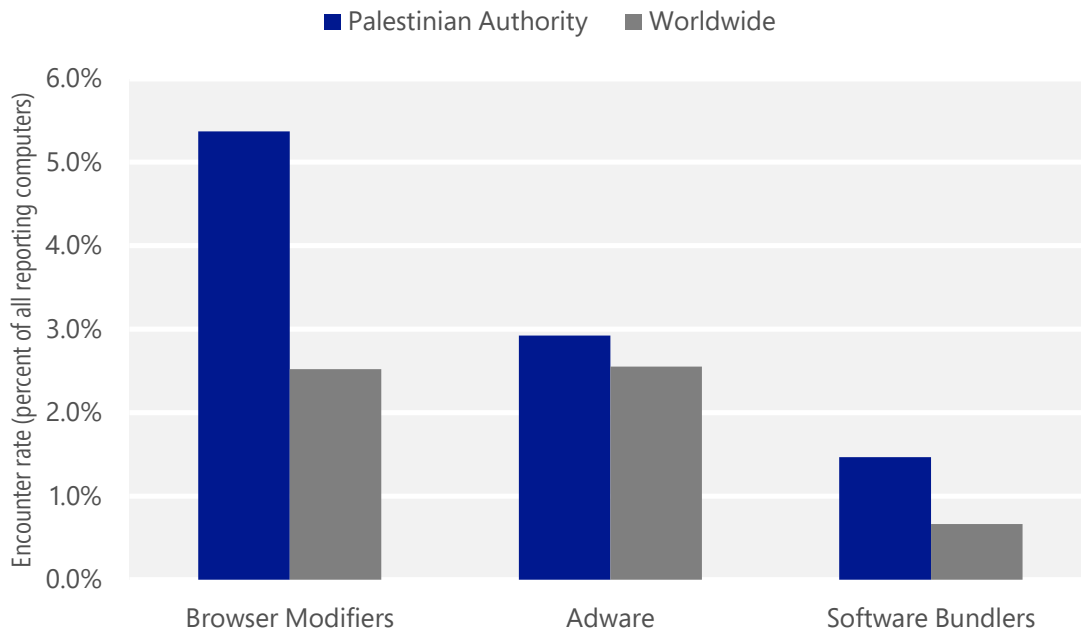
Malware encountered in the Palestinian territories in 4Q14, by category



- The most common malware category in the Palestinian territories in 4Q14 was Worms. It was encountered by 21.9 percent of all computers there, up from N/A percent in 3Q14.
- The second most common malware category in the Palestinian territories in 4Q14 was Trojans. It was encountered by 12.6 percent of all computers there, up from N/A percent in 3Q14.
- The third most common malware category in the Palestinian territories in 4Q14 was Viruses, which was encountered by 10.5 percent of all computers there, up from N/A percent in 3Q14.

## Unwanted software categories

Unwanted software encountered in the Palestinian territories in 4Q14, by category



- The most common unwanted software category in the Palestinian territories in 4Q14 was Browser Modifiers. It was encountered by 5.4 percent of all computers there, up from N/A percent in 3Q14.
- The second most common unwanted software category in the Palestinian territories in 4Q14 was Adware. It was encountered by 2.9 percent of all computers there, up from N/A percent in 3Q14.
- The third most common unwanted software category in the Palestinian territories in 4Q14 was Software Bundlers, which was encountered by 1.5 percent of all computers there, up from N/A percent in 3Q14.

## Top malware families by encounter rate

The most common malware families encountered in the Palestinian territories in 4Q14

	Family	Most significant category	% of reporting computers
1	<a href="#">VBS/Jenxcus</a>	Worms	13.8%
2	<a href="#">INF/Autorun</a>	Obfuscators & Injectors	8.0%
3	<a href="#">Win32/Sality</a>	Viruses	6.6%
4	<a href="#">Win32/Gamarue</a>	Worms	4.4%
5	<a href="#">Win32/Virut</a>	Viruses	4.1%
6	<a href="#">Win32/CplLnk</a>	Exploits	3.7%
7	<a href="#">Win32/Sulunch</a>	Trojans	3.6%
8	<a href="#">MSIL/Bladabindi</a>	Backdoors	3.4%
9	<a href="#">Win32/Ramnit</a>	Trojans	3.2%
10	<a href="#">Win32/Nuqel</a>	Worms	2.3%

- The most common malware family encountered in the Palestinian territories in 4Q14 was [VBS/Jenxcus](#), which was encountered by 13.8 percent of reporting computers there. [VBS/Jenxcus](#) is a worm that gives an attacker control of the computer. It is spread by infected removable drives, like USB flash drives. It can also be downloaded within a torrent file.
- The second most common malware family encountered in the Palestinian territories in 4Q14 was [INF/Autorun](#), which was encountered by 8.0 percent of reporting computers there. [INF/Autorun](#) is a family of worms that spreads by copying itself to the mapped drives of an infected computer. The mapped drives may include network or removable drives.
- The third most common malware family encountered in the Palestinian territories in 4Q14 was [Win32/Sality](#), which was encountered by 6.6 percent of reporting computers there. [Win32/Sality](#) is a family of polymorphic file infectors that target executable files with the extensions .scr or .exe. They may execute a damaging payload that deletes files with certain extensions and terminates security-related processes and services.
- The fourth most common malware family encountered in the Palestinian territories in 4Q14 was [Win32/Gamarue](#), which was encountered by 4.4 percent of reporting computers there. [Win32/Gamarue](#) is a worm that is commonly distributed via exploit kits and social engineering. Variants have been observed stealing information from the local computer and communicating with command-and-control (C&C) servers managed by attackers.

## Top unwanted software families by encounter rate

The most common unwanted software families encountered in the Palestinian territories in 4Q14

	Family	Most significant category	% of reporting computers
1	<a href="#">Win32/Couponruc</a>	Browser Modifiers	4.4%
2	<a href="#">Win32/BetterSurf</a>	Adware	1.6%
3	<a href="#">Win32/Costmin</a>	Adware	1.1%
4	<a href="#">Win32/Gofileexpress</a>	Software Bundlers	1.1%
5	<a href="#">Win32/Defaulttab</a>	Browser Modifiers	1.1%

- The most common unwanted software family encountered in the Palestinian territories in 4Q14 was [Win32/Couponruc](#), which was encountered by 4.4 percent of reporting computers there. [Win32/Couponruc](#) is a browser modifier that changes browser settings and may also modify some computer and Internet settings.
- The second most common unwanted software family encountered in the Palestinian territories in 4Q14 was [Win32/BetterSurf](#), which was encountered by 1.6 percent of reporting computers there. [Win32/BetterSurf](#) is adware that displays unwanted ads on search engine results pages and other websites. It may be included with software bundles that offer free applications or games.
- The third most common unwanted software family encountered in the Palestinian territories in 4Q14 was [Win32/Costmin](#), which was encountered by 1.1 percent of reporting computers there. [Win32/Costmin](#) is an adware family that installs itself as a browser extension for Internet Explorer, Mozilla Firefox, and Google Chrome, and displays advertisements as the user browses the Internet.

## Top threat families by infection rate

The most common malware families by infection rate in the Palestinian territories in 4Q14

	Family	Most significant category	Infection rate (CCM)
1	<a href="#">VBS/Jenxcus</a>	Worms	22.8
2	<a href="#">Win32/Sality</a>	Viruses	21.2
3	<a href="#">Win32/Gamarue</a>	Worms	5.2
4	<a href="#">MSIL/Bladabindi</a>	Backdoors	5.2
5	<a href="#">Win32/Ramnit</a>	Trojans	4.4
6	<a href="#">Win32/Nuqel</a>	Worms	3.5
7	<a href="#">Win32/Pramro</a>	Trojans	3.0
8	<a href="#">Win32/Nitol</a>	Other Malware	2.5
9	<a href="#">Win32/Folstart</a>	Worms	2.3
10	<a href="#">Win32/Vobfus</a>	Worms	1.9

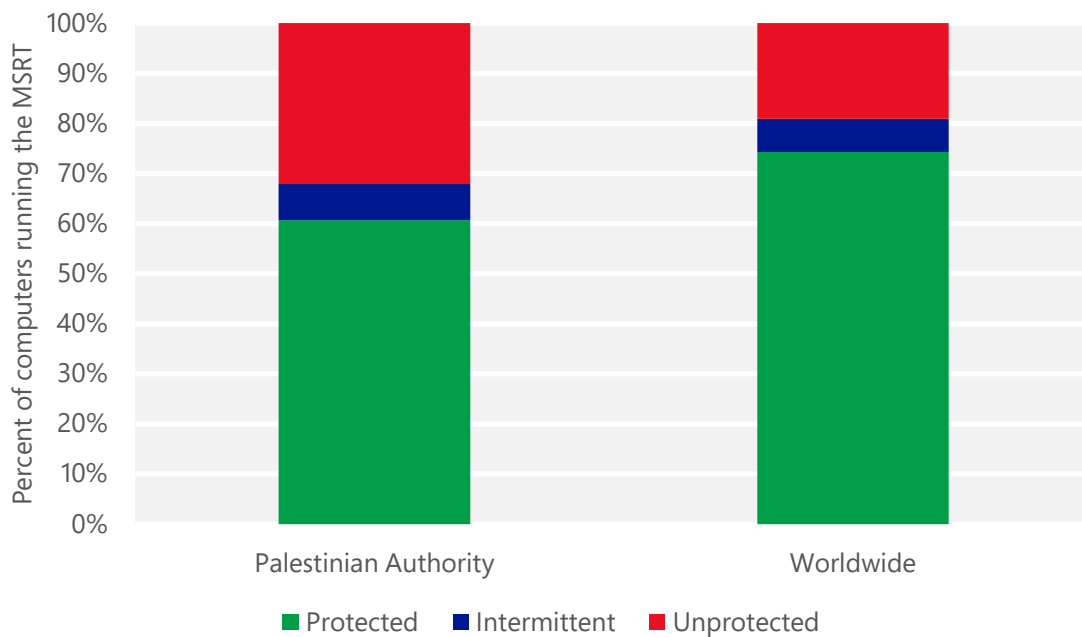
- The most common threat family infecting computers in the Palestinian territories in 4Q14 was [VBS/Jenxcus](#), which was detected and removed from 22.8 of every 1,000 unique computers scanned by the MSRT. [VBS/Jenxcus](#) is a worm that gives an attacker control of the computer. It is spread by infected removable drives, like USB flash drives. It can also be downloaded within a torrent file.
- The second most common threat family infecting computers in the Palestinian territories in 4Q14 was [Win32/Sality](#), which was detected and removed from 21.2 of every 1,000 unique computers scanned by the MSRT. [Win32/Sality](#) is a family of polymorphic file infectors that target executable files with the extensions .scr or .exe. They may execute a damaging payload that deletes files with certain extensions and terminates security-related processes and services.
- The third most common threat family infecting computers in the Palestinian territories in 4Q14 was [Win32/Gamarue](#), which was detected and removed from 5.2 of every 1,000 unique computers scanned by the MSRT. [Win32/Gamarue](#) is a worm that is commonly distributed via exploit kits and social engineering. Variants have been observed stealing information from the local computer and communicating with command-and-control (C&C) servers managed by attackers.
- The fourth most common threat family infecting computers in the Palestinian territories in 4Q14 was [MSIL/Bladabindi](#), which was detected and removed from 5.2 of every 1,000 unique computers scanned by the MSRT. [MSIL/Bladabindi](#) is a family of backdoors created by a malicious hacker tool called NJ Rat. The can steal sensitive information, download other malware, and allow backdoor access to an infected computer.

## Security software use

Recent releases of the MSRT collect and report details about the state of real-time antimalware software on a computer, if the computer's administrator has chosen to opt in to provide data to Microsoft. This telemetry data makes it possible to analyze security software usage patterns around the world and correlate them with infection rates.

A typical computer runs the MSRT three times each quarter, once for each monthly version of the tool that Microsoft releases. In the figure below, "Protected" represents computers that had real-time security software active and up-to-date every time the MSRT ran during a quarter; "Intermittently protected" represents computers that had security software active during one or more MSRT executions, but not all of them; and "Unprotected" represents computers that did not have security software active during any MSRT executions that quarter.

Percent of computers in the Palestinian territories and worldwide protected by real-time security software in 4Q14





Drive-by download sites

A *drive-by download* site is a website that hosts one or more exploits that target vulnerabilities in web browsers and browser add-ons. Users with vulnerable computers can be infected with malware simply by visiting such a website, even without attempting to download anything. Drive-by download pages are usually hosted on legitimate Web sites to which an attacker has posted exploit code. Attackers gain access to legitimate sites through intrusion or by posting malicious code to a poorly secured web form, like a comment field on a blog. Compromised sites can be hosted anywhere in the world and concern nearly any subject imaginable, making it difficult for even an experienced user to identify a compromised site from a list of search results.

Search engines such as Bing have taken a number of measures to help protect users from drive-by downloads. As Bing indexes the web, pages are assessed for malicious elements or malicious behavior. Clicking the link in the list of search results displays a prominent warning, saying that the page may contain malicious software.

At the end of 3Q14, Bing detected 0.09 drive-by download URLs for every 1,000 URLs hosted in the Palestinian territories, compared to 0.41 worldwide. At the end of 4Q14, Bing detected 0.06 drive-by download URLs for every 1,000 URLs hosted in the Palestinian territories, compared to 0.45 worldwide.

Drive-by download pages per 1,000 URLs hosted in the Palestinian territories and worldwide

Metric	October 1, 2014	January 1, 2015
Drive-by download pages per 1,000 URLs, Palestinian Authority	0.09	0.06
Drive-by download pages per 1,000 URLs worldwide	0.41	0.45



# Panama

The statistics presented here are generated by Microsoft security programs and services running on computers in Panama in 4Q14 and previous quarters. This data is provided from administrators or users who choose to opt in to provide data to Microsoft, using IP address geolocation to determine country or region.

On computers running real-time security software, most attempts by malware to infect computers are blocked before they succeed. Therefore, for a comprehensive understanding of the malware landscape, it's important to consider infection attempts that are blocked as well as infections that are removed. For this reason, Microsoft uses two different metrics to measure malware prevalence:

- *Encounter rate* is simply the percentage of computers running Microsoft real-time security products that report a malware encounter, whether the infection attempt succeeds or not.
- *Computers cleaned per mille*, or *CCM*, is an infection rate metric that is defined as the number of computers cleaned for every 1,000 unique computers executing the Malicious Software Removal Tool (MSRT), a free tool distributed through Microsoft update services that removes more than 200 highly prevalent or serious threats from computers.

Infection rate statistics for Panama

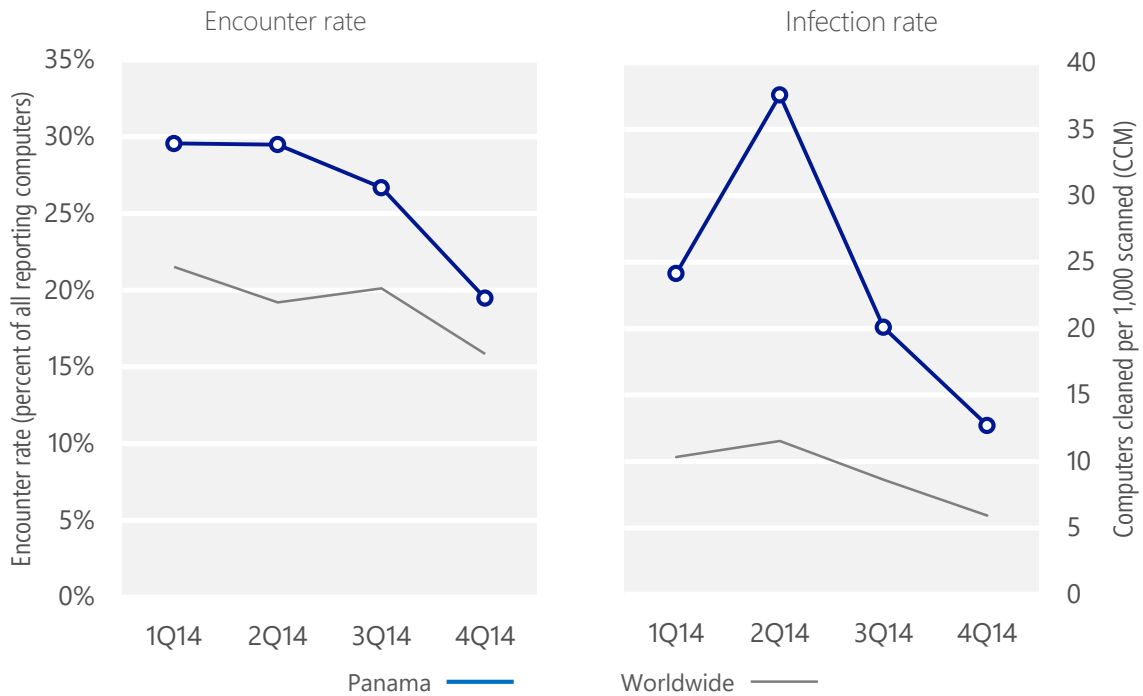
Metric	1Q14	2Q14	3Q14	4Q14
Encounter rate, Panama	29.6%	29.5%	26.7%	19.5%
Worldwide encounter rate	21.5%	19.2%	20.1%	15.9%
CCM, Panama	24.1	37.6	20.1	12.7
Worldwide CCM	10.3	11.5	8.6	5.9

Encounter and infection rates reported here do not include totals for the Brantall, Filcoute, and Rotbrow malware families. See pages 57–64 of [Microsoft Security Intelligence Report, Volume 17](#) for an explanation of this decision.

## Encounter and infection rate trends

In 4Q14, 19.5% percent of computers in Panama encountered malware, compared to the 4Q14 worldwide encounter rate of 15.9 percent. In addition, the MSRT detected and removed malware from 12.7 of every 1,000 unique computers scanned in Panama in 4Q14 (a CCM score of 12.7, compared to the 4Q14 worldwide CCM of 5.9). The following figure shows the encounter and infection rate trends for Panama over the last four quarters, compared to the world as a whole.

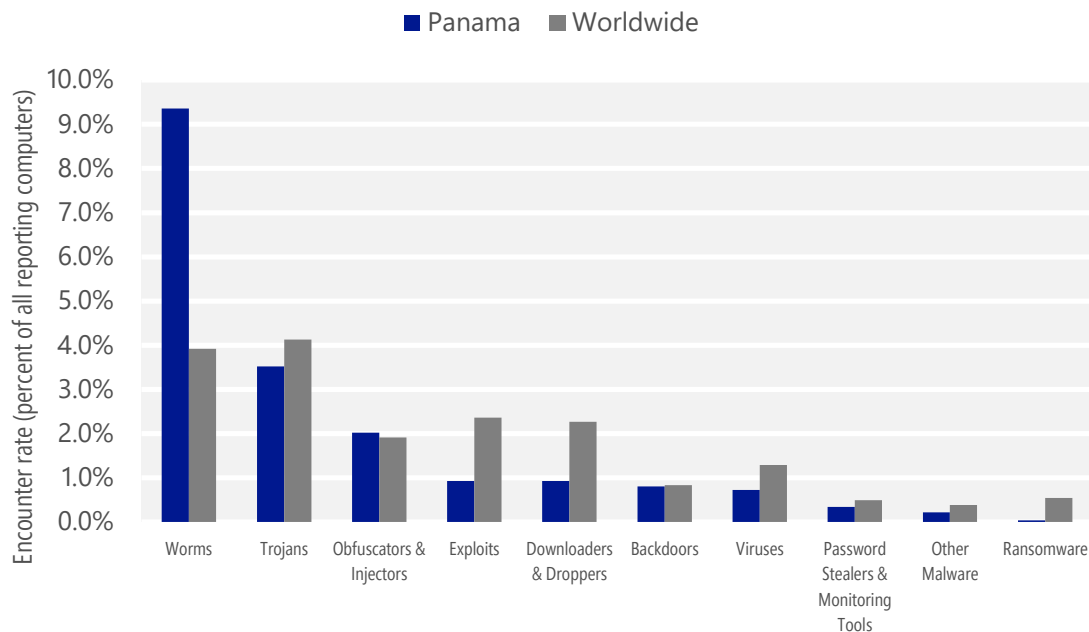
Malware encounter and infection rate trends in Panama and worldwide



See the Worldwide Threat Assessment section of [Microsoft Security Intelligence Report, Volume 18](http://www.microsoft.com/sir) at [www.microsoft.com/sir](http://www.microsoft.com/sir) for more information about threats in Panama and around the world, and for explanations of the methods and terms used here.

## Malware categories

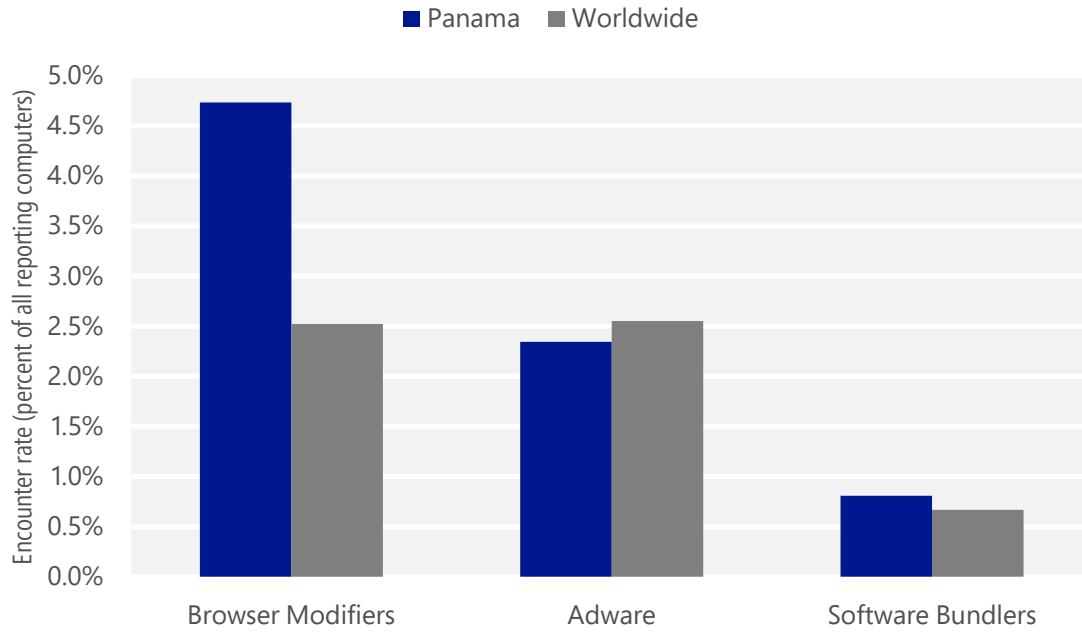
Malware encountered in Panama in 4Q14, by category



- The most common malware category in Panama in 4Q14 was Worms. It was encountered by 9.4 percent of all computers there, down from 14.7 percent in 3Q14.
- The second most common malware category in Panama in 4Q14 was Trojans. It was encountered by 3.5 percent of all computers there, down from 6.2 percent in 3Q14.
- The third most common malware category in Panama in 4Q14 was Obfuscators & Injectors, which was encountered by 2.0 percent of all computers there, down from 2.6 percent in 3Q14.

## Unwanted software categories

Unwanted software encountered in Panama in 4Q14, by category



- The most common unwanted software category in Panama in 4Q14 was Browser Modifiers. It was encountered by 4.7 percent of all computers there, down from 5.8 percent in 3Q14.
- The second most common unwanted software category in Panama in 4Q14 was Adware. It was encountered by 2.3 percent of all computers there, up from 0.8 percent in 3Q14.
- The third most common unwanted software category in Panama in 4Q14 was Software Bundlers, which was encountered by 0.8 percent of all computers there, up from 0.1 percent in 3Q14.

## Top malware families by encounter rate

The most common malware families encountered in Panama in 4Q14

	Family	Most significant category	% of reporting computers
1	<a href="#">VBS/Jenxcus</a>	Worms	6.8%
2	<a href="#">Win32/Dorkbot</a>	Worms	1.6%
3	<a href="#">Win32/Obfuscator</a>	Obfuscators & Injectors	0.8%
4	<a href="#">INF/Autorun</a>	Obfuscators & Injectors	0.7%

- The most common malware family encountered in Panama in 4Q14 was [VBS/Jenxcus](#), which was encountered by 6.8 percent of reporting computers there. [VBS/Jenxcus](#) is a worm that gives an attacker control of the computer. It is spread by infected removable drives, like USB flash drives. It can also be downloaded within a torrent file.
- The second most common malware family encountered in Panama in 4Q14 was [Win32/Dorkbot](#), which was encountered by 1.6 percent of reporting computers there. [Win32/Dorkbot](#) is a worm that spreads via instant messaging and removable drives. It also contains backdoor functionality that allows unauthorized access and control of the affected computer. Win32/Dorkbot may be distributed from compromised or malicious websites using PDF or browser exploits.
- The third most common malware family encountered in Panama in 4Q14 was [Win32/Obfuscator](#), which was encountered by 0.8 percent of reporting computers there. [Win32/Obfuscator](#) is a generic detection for programs that have had their purpose disguised to hinder analysis or detection by antivirus scanners. Such programs commonly employ a combination of methods, including encryption, compression, anti-debugging and anti-emulation techniques.
- The fourth most common malware family encountered in Panama in 4Q14 was [INF/Autorun](#), which was encountered by 0.7 percent of reporting computers there. [INF/Autorun](#) is a family of worms that spreads by copying itself to the mapped drives of an infected computer. The mapped drives may include network or removable drives.

## Top unwanted software families by encounter rate

The most common unwanted software families encountered in Panama in 4Q14

	Family	Most significant category	% of reporting computers
1	<a href="#">Win32/Couponruc</a>	Browser Modifiers	3.8%
2	<a href="#">Win32/Defaulttab</a>	Browser Modifiers	1.0%
3	<a href="#">Win32/BetterSurf</a>	Adware	0.9%
4	<a href="#">Win32/Costmin</a>	Adware	0.9%

- The most common unwanted software family encountered in Panama in 4Q14 was [Win32/Couponruc](#), which was encountered by 3.8 percent of reporting computers there. [Win32/Couponruc](#) is a browser modifier that changes browser settings and may also modify some computer and Internet settings.
- The second most common unwanted software family encountered in Panama in 4Q14 was [Win32/Defaulttab](#), which was encountered by 1.0 percent of reporting computers there. [Win32/Defaulttab](#) is a browser modifier that redirects web browser searches and prevents the user from changing browser settings.
- The third most common unwanted software family encountered in Panama in 4Q14 was [Win32/BetterSurf](#), which was encountered by 0.9 percent of reporting computers there. [Win32/BetterSurf](#) is adware that displays unwanted ads on search engine results pages and other websites. It may be included with software bundles that offer free applications or games.



## Top threat families by infection rate

The most common malware families by infection rate in Panama in 4Q14

	Family	Most significant category	Infection rate (CCM)
1	<a href="#">VBS/Jenxcus</a>	Worms	8.2
2	<a href="#">Win32/Dorkbot</a>	Worms	0.7
3	<a href="#">Win32/Sality</a>	Viruses	0.6
4	<a href="#">JS/Kilim</a>	Trojans	0.5
5	<a href="#">Win32/Lethic</a>	Trojans	0.4
6	<a href="#">MSIL/Spacekito</a>	Trojans	0.4
7	<a href="#">Win32/Sefnit</a>	Trojans	0.3
8	<a href="#">Win32/Vobfus</a>	Worms	0.3
9	<a href="#">Win32/Brontok</a>	Worms	0.2
10	<a href="#">Win32/Conficker</a>	Worms	0.2

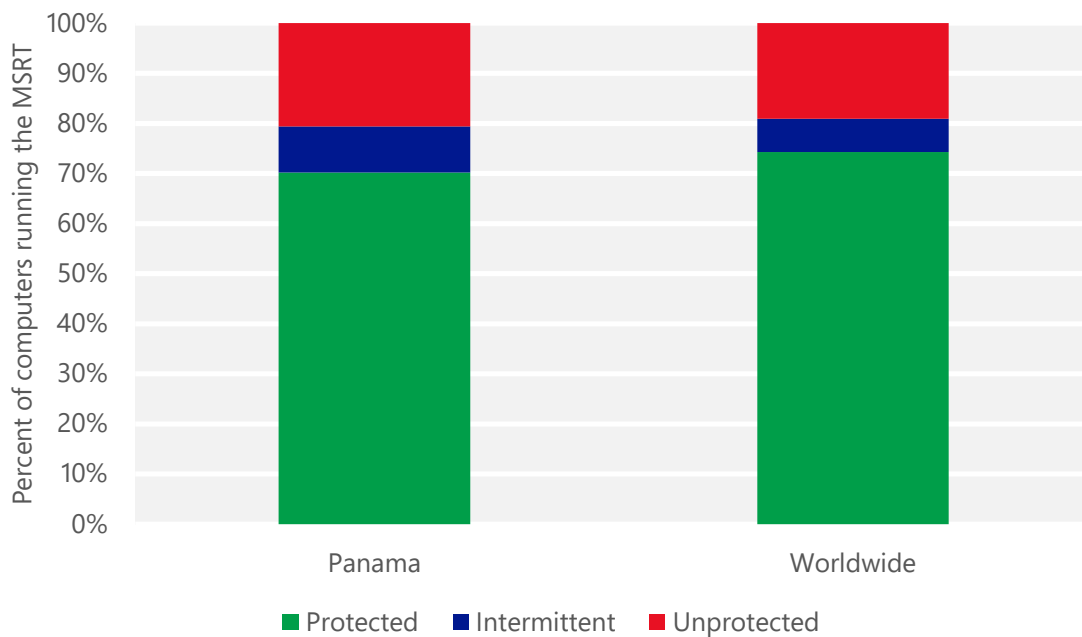
- The most common threat family infecting computers in Panama in 4Q14 was [VBS/Jenxcus](#), which was detected and removed from 8.2 of every 1,000 unique computers scanned by the MSRT. [VBS/Jenxcus](#) is a worm that gives an attacker control of the computer. It is spread by infected removable drives, like USB flash drives. It can also be downloaded within a torrent file.
- The second most common threat family infecting computers in Panama in 4Q14 was [Win32/Dorkbot](#), which was detected and removed from 0.7 of every 1,000 unique computers scanned by the MSRT. [Win32/Dorkbot](#) is a worm that spreads via instant messaging and removable drives. It also contains backdoor functionality that allows unauthorized access and control of the affected computer. Win32/Dorkbot may be distributed from compromised or malicious websites using PDF or browser exploits.
- The third most common threat family infecting computers in Panama in 4Q14 was [Win32/Sality](#), which was detected and removed from 0.6 of every 1,000 unique computers scanned by the MSRT. [Win32/Sality](#) is a family of polymorphic file infectors that target executable files with the extensions .scr or .exe. They may execute a damaging payload that deletes files with certain extensions and terminates security-related processes and services.
- The fourth most common threat family infecting computers in Panama in 4Q14 was [JS/Kilim](#), which was detected and removed from 0.5 of every 1,000 unique computers scanned by the MSRT. [JS/Kilim](#) is a trojan that hijacks the user's Facebook, Twitter, or YouTube account to promote pages. It may post hyperlinks or like pages on Facebook, post comments on YouTube videos, or follow profiles and send direct messages on Twitter without permission.

## Security software use

Recent releases of the MSRT collect and report details about the state of real-time antimalware software on a computer, if the computer's administrator has chosen to opt in to provide data to Microsoft. This telemetry data makes it possible to analyze security software usage patterns around the world and correlate them with infection rates.

A typical computer runs the MSRT three times each quarter, once for each monthly version of the tool that Microsoft releases. In the figure below, "Protected" represents computers that had real-time security software active and up-to-date every time the MSRT ran during a quarter; "Intermittently protected" represents computers that had security software active during one or more MSRT executions, but not all of them; and "Unprotected" represents computers that did not have security software active during any MSRT executions that quarter.

Percent of computers in Panama and worldwide protected by real-time security software in 4Q14



## Drive-by download sites

A *drive-by download* site is a website that hosts one or more exploits that target vulnerabilities in web browsers and browser add-ons. Users with vulnerable computers can be infected with malware simply by visiting such a website, even without attempting to download anything. Drive-by download pages are usually hosted on legitimate Web sites to which an attacker has posted exploit code. Attackers gain access to legitimate sites through intrusion or by posting malicious code to a poorly secured web form, like a comment field on a blog. Compromised sites can be hosted anywhere in the world and concern nearly any subject imaginable, making it difficult for even an experienced user to identify a compromised site from a list of search results.

Search engines such as Bing have taken a number of measures to help protect users from drive-by downloads. As Bing indexes the web, pages are assessed for malicious elements or malicious behavior. Clicking the link in the list of search results displays a prominent warning, saying that the page may contain malicious software.

At the end of 3Q14, Bing detected 6.61 drive-by download URLs for every 1,000 URLs hosted in Panama, compared to 0.41 worldwide. At the end of 4Q14, Bing detected 4.27 drive-by download URLs for every 1,000 URLs hosted in Panama, compared to 0.45 worldwide.

Drive-by download pages per 1,000 URLs hosted in Panama and worldwide

Metric	October 1, 2014	January 1, 2015
Drive-by download pages per 1,000 URLs, Panama	6.61	4.27
<i>Drive-by download pages per 1,000 URLs worldwide</i>	<i>0.41</i>	<i>0.45</i>



# Paraguay

The statistics presented here are generated by Microsoft security programs and services running on computers in Paraguay in 4Q14 and previous quarters. This data is provided from administrators or users who choose to opt in to provide data to Microsoft, using IP address geolocation to determine country or region.

On computers running real-time security software, most attempts by malware to infect computers are blocked before they succeed. Therefore, for a comprehensive understanding of the malware landscape, it's important to consider infection attempts that are blocked as well as infections that are removed. For this reason, Microsoft uses two different metrics to measure malware prevalence:

- *Encounter rate* is simply the percentage of computers running Microsoft real-time security products that report a malware encounter, whether the infection attempt succeeds or not.
- *Computers cleaned per mille*, or *CCM*, is an infection rate metric that is defined as the number of computers cleaned for every 1,000 unique computers executing the Malicious Software Removal Tool (MSRT), a free tool distributed through Microsoft update services that removes more than 200 highly prevalent or serious threats from computers.

Infection rate statistics for Paraguay

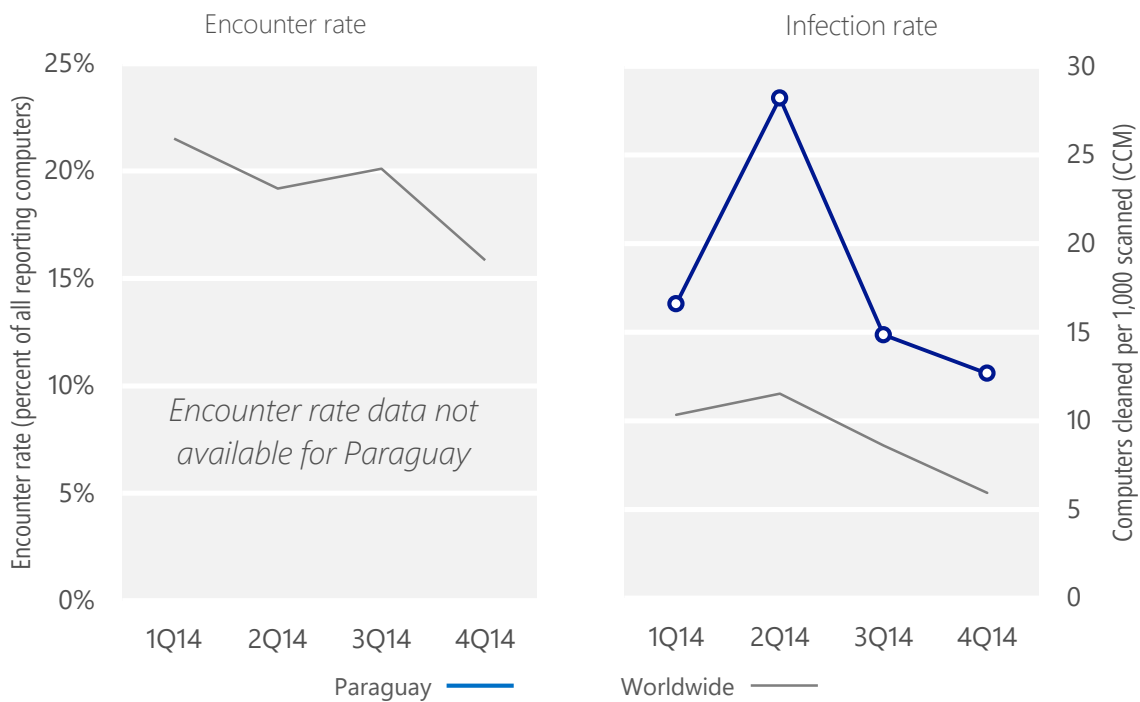
Metric	1Q14	2Q14	3Q14	4Q14
Encounter rate, Paraguay	N/A	N/A	N/A	N/A
Worldwide encounter rate	21.5%	19.2%	20.1%	15.9%
CCM, Paraguay	16.6	28.2	14.9	12.7
Worldwide CCM	10.3	11.5	8.6	5.9

Encounter and infection rates reported here do not include totals for the Brantall, Filcoute, and Rotbrow malware families. See pages 57–64 of [Microsoft Security Intelligence Report, Volume 17](#) for an explanation of this decision.

## Encounter and infection rate trends

In 4Q14, the MSRT detected and removed malware from 12.7 of every 1,000 unique computers scanned in Paraguay in 4Q14 (a CCM score of 12.7, compared to the 4Q14 worldwide CCM of 5.9). The following figure shows the encounter and infection rate trends for Paraguay over the last four quarters, compared to the world as a whole.

Malware encounter and infection rate trends in Paraguay and worldwide



See the Worldwide Threat Assessment section of [Microsoft Security Intelligence Report, Volume 18](#) at [www.microsoft.com/sir](http://www.microsoft.com/sir) for more information about threats in Paraguay and around the world, and for explanations of the methods and terms used here.

## Top threat families by infection rate

The most common malware families by infection rate in Paraguay in 4Q14

	Family	Most significant category	Infection rate (CCM)
1	<a href="#">VBS/Jenxcus</a>	Worms	5.7
2	<a href="#">Win32/Dorkbot</a>	Worms	1.9
3	<a href="#">Win32/Sality</a>	Viruses	1.1
4	<a href="#">Win32/Lethic</a>	Trojans	1.0
5	<a href="#">Win32/Brontok</a>	Worms	0.8
6	<a href="#">Win32/Sefnit</a>	Trojans	0.6
7	<a href="#">MSIL/Spacekito</a>	Trojans	0.5
8	<a href="#">Win32/Wysotot</a>	Trojans	0.3
9	<a href="#">Win32/Ramnit</a>	Trojans	0.2
10	<a href="#">MSIL/Bladabindi</a>	Backdoors	0.2

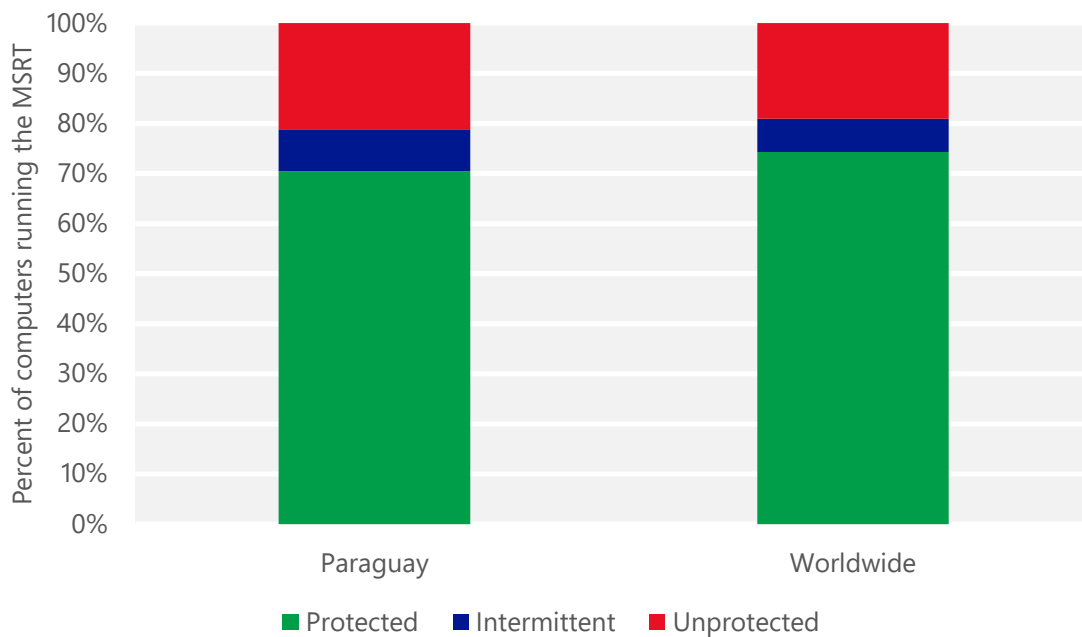
- The most common threat family infecting computers in Paraguay in 4Q14 was [VBS/Jenxcus](#), which was detected and removed from 5.7 of every 1,000 unique computers scanned by the MSRT. [VBS/Jenxcus](#) is a worm that gives an attacker control of the computer. It is spread by infected removable drives, like USB flash drives. It can also be downloaded within a torrent file.
- The second most common threat family infecting computers in Paraguay in 4Q14 was [Win32/Dorkbot](#), which was detected and removed from 1.9 of every 1,000 unique computers scanned by the MSRT. [Win32/Dorkbot](#) is a worm that spreads via instant messaging and removable drives. It also contains backdoor functionality that allows unauthorized access and control of the affected computer. Win32/Dorkbot may be distributed from compromised or malicious websites using PDF or browser exploits.
- The third most common threat family infecting computers in Paraguay in 4Q14 was [Win32/Sality](#), which was detected and removed from 1.1 of every 1,000 unique computers scanned by the MSRT. [Win32/Sality](#) is a family of polymorphic file infectors that target executable files with the extensions .scr or .exe. They may execute a damaging payload that deletes files with certain extensions and terminates security-related processes and services.
- The fourth most common threat family infecting computers in Paraguay in 4Q14 was [Win32/Lethic](#), which was detected and removed from 1.0 of every 1,000 unique computers scanned by the MSRT. [Win32/Lethic](#) is a trojan that connects to remote servers, which may lead to unauthorized access to an affected system.

## Security software use

Recent releases of the MSRT collect and report details about the state of real-time antimalware software on a computer, if the computer's administrator has chosen to opt in to provide data to Microsoft. This telemetry data makes it possible to analyze security software usage patterns around the world and correlate them with infection rates.

A typical computer runs the MSRT three times each quarter, once for each monthly version of the tool that Microsoft releases. In the figure below, "Protected" represents computers that had real-time security software active and up-to-date every time the MSRT ran during a quarter; "Intermittently protected" represents computers that had security software active during one or more MSRT executions, but not all of them; and "Unprotected" represents computers that did not have security software active during any MSRT executions that quarter.

Percent of computers in Paraguay and worldwide protected by real-time security software in 4Q14





**Drive-by download sites**

A *drive-by download* site is a website that hosts one or more exploits that target vulnerabilities in web browsers and browser add-ons. Users with vulnerable computers can be infected with malware simply by visiting such a website, even without attempting to download anything. Drive-by download pages are usually hosted on legitimate Web sites to which an attacker has posted exploit code. Attackers gain access to legitimate sites through intrusion or by posting malicious code to a poorly secured web form, like a comment field on a blog. Compromised sites can be hosted anywhere in the world and concern nearly any subject imaginable, making it difficult for even an experienced user to identify a compromised site from a list of search results.

Search engines such as Bing have taken a number of measures to help protect users from drive-by downloads. As Bing indexes the web, pages are assessed for malicious elements or malicious behavior. Clicking the link in the list of search results displays a prominent warning, saying that the page may contain malicious software.

At the end of 3Q14, Bing detected 0.05 drive-by download URLs for every 1,000 URLs hosted in Paraguay, compared to 0.41 worldwide. At the end of 4Q14, Bing detected 0.01 drive-by download URLs for every 1,000 URLs hosted in Paraguay, compared to 0.45 worldwide.

Drive-by download pages per 1,000 URLs hosted in Paraguay and worldwide

Metric	October 1, 2014	January 1, 2015
Drive-by download pages per 1,000 URLs, Paraguay	0.05	0.01
<i>Drive-by download pages per 1,000 URLs worldwide</i>	<i>0.41</i>	<i>0.45</i>



# Peru

The statistics presented here are generated by Microsoft security programs and services running on computers in Peru in 4Q14 and previous quarters. This data is provided from administrators or users who choose to opt in to provide data to Microsoft, using IP address geolocation to determine country or region.

On computers running real-time security software, most attempts by malware to infect computers are blocked before they succeed. Therefore, for a comprehensive understanding of the malware landscape, it's important to consider infection attempts that are blocked as well as infections that are removed. For this reason, Microsoft uses two different metrics to measure malware prevalence:

- *Encounter rate* is simply the percentage of computers running Microsoft real-time security products that report a malware encounter, whether the infection attempt succeeds or not.
- *Computers cleaned per mille*, or *CCM*, is an infection rate metric that is defined as the number of computers cleaned for every 1,000 unique computers executing the Malicious Software Removal Tool (MSRT), a free tool distributed through Microsoft update services that removes more than 200 highly prevalent or serious threats from computers.

Infection rate statistics for Peru

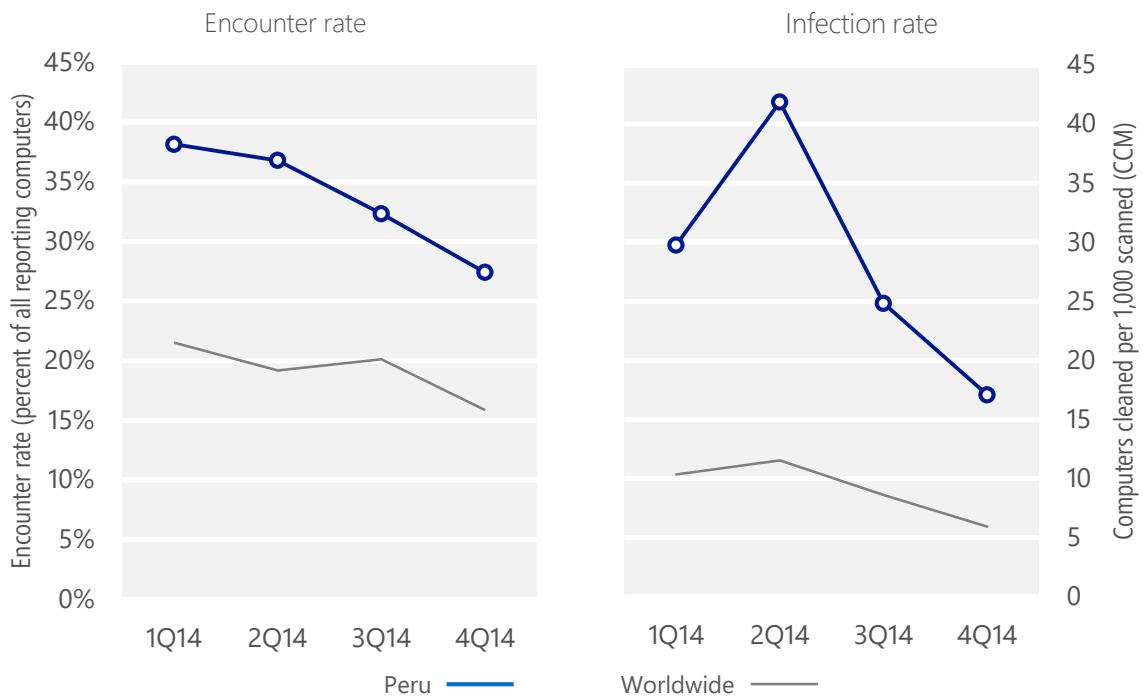
Metric	1Q14	2Q14	3Q14	4Q14
Encounter rate, Peru	38.1%	36.8%	32.3%	27.4%
Worldwide encounter rate	21.5%	19.2%	20.1%	15.9%
CCM, Peru	29.8	41.9	24.8	17.1
Worldwide CCM	10.3	11.5	8.6	5.9

Encounter and infection rates reported here do not include totals for the Brantall, Filcoute, and Rotbrow malware families. See pages 57–64 of [Microsoft Security Intelligence Report, Volume 17](#) for an explanation of this decision.

## Encounter and infection rate trends

In 4Q14, 27.4% percent of computers in Peru encountered malware, compared to the 4Q14 worldwide encounter rate of 15.9 percent. In addition, the MSRT detected and removed malware from 17.1 of every 1,000 unique computers scanned in Peru in 4Q14 (a CCM score of 17.1, compared to the 4Q14 worldwide CCM of 5.9). The following figure shows the encounter and infection rate trends for Peru over the last four quarters, compared to the world as a whole.

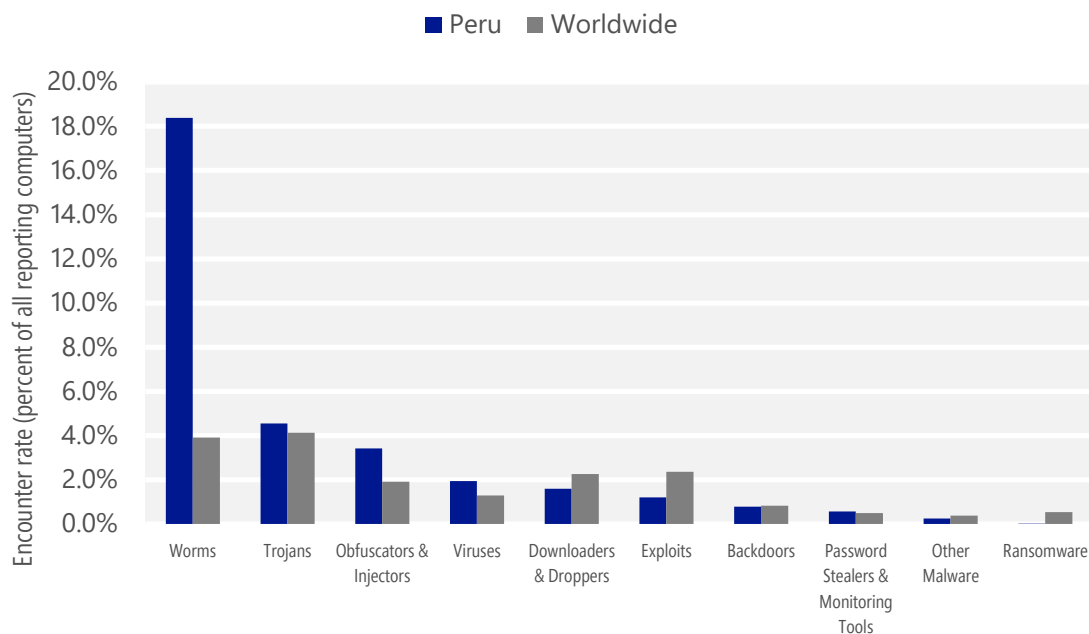
Malware encounter and infection rate trends in Peru and worldwide



See the Worldwide Threat Assessment section of [Microsoft Security Intelligence Report, Volume 18](http://www.microsoft.com/sir) at [www.microsoft.com/sir](http://www.microsoft.com/sir) for more information about threats in Peru and around the world, and for explanations of the methods and terms used here.

## Malware categories

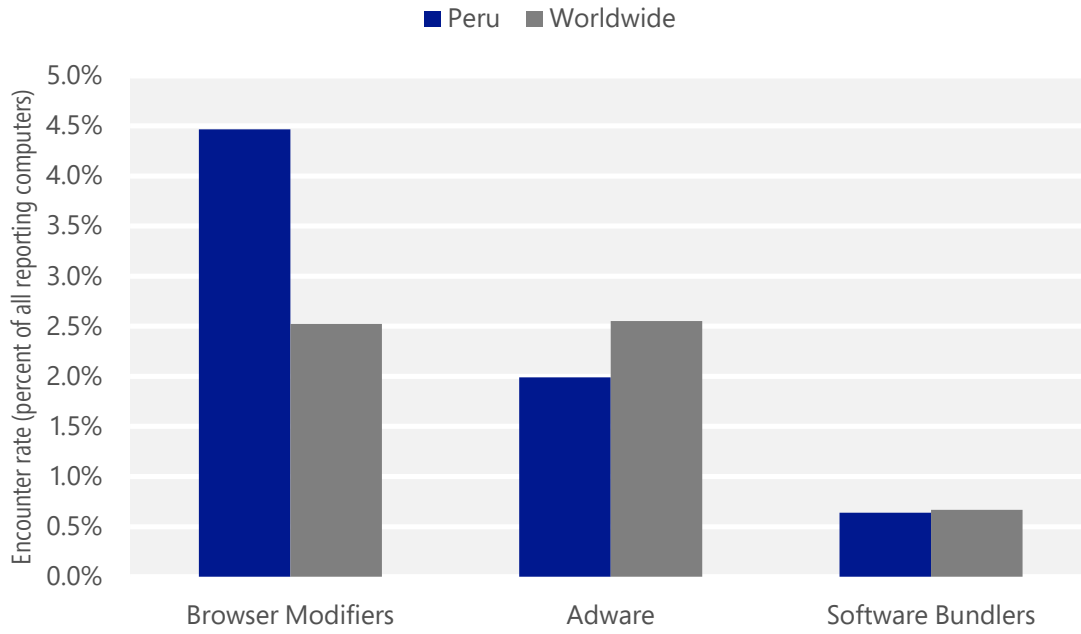
Malware encountered in Peru in 4Q14, by category



- The most common malware category in Peru in 4Q14 was Worms. It was encountered by 18.4 percent of all computers there, down from 20.0 percent in 3Q14.
- The second most common malware category in Peru in 4Q14 was Trojans. It was encountered by 4.6 percent of all computers there, down from 8.3 percent in 3Q14.
- The third most common malware category in Peru in 4Q14 was Obfuscators & Injectors, which was encountered by 3.4 percent of all computers there, down from 3.6 percent in 3Q14.

## Unwanted software categories

Unwanted software encountered in Peru in 4Q14, by category



- The most common unwanted software category in Peru in 4Q14 was Browser Modifiers. It was encountered by 4.5 percent of all computers there, down from 4.9 percent in 3Q14.
- The second most common unwanted software category in Peru in 4Q14 was Adware. It was encountered by 2.0 percent of all computers there, up from 1.8 percent in 3Q14.
- The third most common unwanted software category in Peru in 4Q14 was Software Bundlers, which was encountered by 0.6 percent of all computers there, up from 0.1 percent in 3Q14.

## Top malware families by encounter rate

The most common malware families encountered in Peru in 4Q14

	Family	Most significant category	% of reporting computers
1	<a href="#">Win32/Gamarue</a>	Worms	7.8%
2	<a href="#">VBS/Jenxcus</a>	Worms	6.2%
3	<a href="#">JS/Bondat</a>	Worms	5.3%
4	<a href="#">Win32/Nohad</a>	Worms	2.5%
5	<a href="#">Win32/Yeltminky</a>	Worms	1.5%
6	<a href="#">Win32/CeelInject</a>	Obfuscators & Injectors	1.3%
7	<a href="#">INF/Autorun</a>	Obfuscators & Injectors	1.2%
8	<a href="#">Win32/Vobfus</a>	Worms	1.2%
9	<a href="#">Win32/Obfuscator</a>	Obfuscators & Injectors	1.0%
10	<a href="#">MSIL/Shaskooth</a>	Worms	0.8%

- The most common malware family encountered in Peru in 4Q14 was [Win32/Gamarue](#), which was encountered by 7.8 percent of reporting computers there. [Win32/Gamarue](#) is a worm that is commonly distributed via exploit kits and social engineering. Variants have been observed stealing information from the local computer and communicating with command-and-control (C&C) servers managed by attackers.
- The second most common malware family encountered in Peru in 4Q14 was [VBS/Jenxcus](#), which was encountered by 6.2 percent of reporting computers there. [VBS/Jenxcus](#) is a worm that gives an attacker control of the computer. It is spread by infected removable drives, like USB flash drives. It can also be downloaded within a torrent file.
- The third most common malware family encountered in Peru in 4Q14 was [JS/Bondat](#), which was encountered by 5.3 percent of reporting computers there. [JS/Bondat](#) is a family of threats that collects information about the computer, infects removable drives, and tries to stop the user from accessing files. It spreads by infecting removable drives, such as USB thumb drives and flash drives.
- The fourth most common malware family encountered in Peru in 4Q14 was [Win32/Nohad](#), which was encountered by 2.5 percent of reporting computers there. [Win32/Nohad](#) is a worm that spreads via removable drives, such as USB flash drives.

## Top unwanted software families by encounter rate

The most common unwanted software families encountered in Peru in 4Q14

	Family	Most significant category	% of reporting computers
1	<a href="#">Win32/Couponruc</a>	Browser Modifiers	3.7%
2	<a href="#">Win32/Defaulttab</a>	Browser Modifiers	0.8%
3	<a href="#">Win32/Costmin</a>	Adware	0.8%
4	<a href="#">Win32/BetterSurf</a>	Adware	0.8%
5	<a href="#">Win32/Gofileexpress</a>	Software Bundlers	0.3%

- The most common unwanted software family encountered in Peru in 4Q14 was [Win32/Couponruc](#), which was encountered by 3.7 percent of reporting computers there. [Win32/Couponruc](#) is a browser modifier that changes browser settings and may also modify some computer and Internet settings.
- The second most common unwanted software family encountered in Peru in 4Q14 was [Win32/Defaulttab](#), which was encountered by 0.8 percent of reporting computers there. [Win32/Defaulttab](#) is a browser modifier that redirects web browser searches and prevents the user from changing browser settings.
- The third most common unwanted software family encountered in Peru in 4Q14 was [Win32/Costmin](#), which was encountered by 0.8 percent of reporting computers there. [Win32/Costmin](#) is an adware family that installs itself as a browser extension for Internet Explorer, Mozilla Firefox, and Google Chrome, and displays advertisements as the user browses the Internet.



## Top threat families by infection rate

The most common malware families by infection rate in Peru in 4Q14

	Family	Most significant category	Infection rate (CCM)
1	<a href="#">VBS/Jenxcus</a>	Worms	6.6
2	<a href="#">Win32/Gamarue</a>	Worms	5.1
3	<a href="#">Win32/Vobfus</a>	Worms	1.5
4	<a href="#">Win32/Sality</a>	Viruses	0.8
5	<a href="#">Win32/Ramnit</a>	Trojans	0.5
6	<a href="#">MSIL/Spacekito</a>	Trojans	0.4
7	<a href="#">Win32/Yeltminky</a>	Worms	0.4
8	<a href="#">Win32/Dorkbot</a>	Worms	0.3
9	<a href="#">Win32/Sefnit</a>	Trojans	0.3
10	<a href="#">MSIL/Bladabindi</a>	Backdoors	0.3

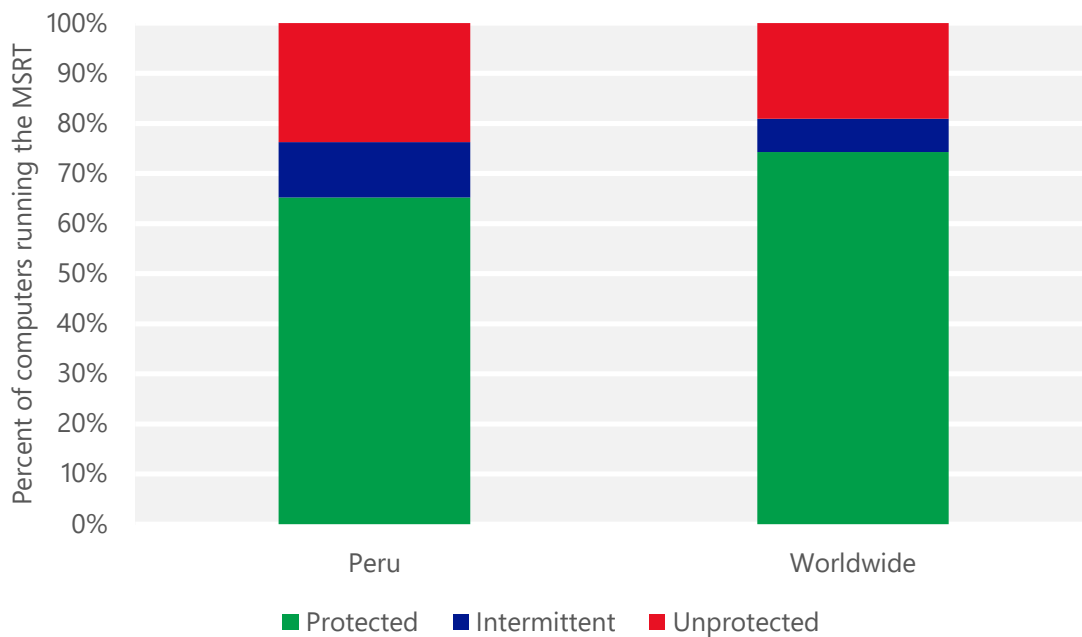
- The most common threat family infecting computers in Peru in 4Q14 was [VBS/Jenxcus](#), which was detected and removed from 6.6 of every 1,000 unique computers scanned by the MSRT. [VBS/Jenxcus](#) is a worm that gives an attacker control of the computer. It is spread by infected removable drives, like USB flash drives. It can also be downloaded within a torrent file.
- The second most common threat family infecting computers in Peru in 4Q14 was [Win32/Gamarue](#), which was detected and removed from 5.1 of every 1,000 unique computers scanned by the MSRT. [Win32/Gamarue](#) is a worm that is commonly distributed via exploit kits and social engineering. Variants have been observed stealing information from the local computer and communicating with command-and-control (C&C) servers managed by attackers.
- The third most common threat family infecting computers in Peru in 4Q14 was [Win32/Vobfus](#), which was detected and removed from 1.5 of every 1,000 unique computers scanned by the MSRT. [Win32/Vobfus](#) is a family of worms that spreads via network drives and removable drives and download/executes arbitrary files. Downloaded files may include additional malware.
- The fourth most common threat family infecting computers in Peru in 4Q14 was [Win32/Sality](#), which was detected and removed from 0.8 of every 1,000 unique computers scanned by the MSRT. [Win32/Sality](#) is a family of polymorphic file infectors that target executable files with the extensions .scr or .exe. They may execute a damaging payload that deletes files with certain extensions and terminates security-related processes and services.

## Security software use

Recent releases of the MSRT collect and report details about the state of real-time antimalware software on a computer, if the computer's administrator has chosen to opt in to provide data to Microsoft. This telemetry data makes it possible to analyze security software usage patterns around the world and correlate them with infection rates.

A typical computer runs the MSRT three times each quarter, once for each monthly version of the tool that Microsoft releases. In the figure below, "Protected" represents computers that had real-time security software active and up-to-date every time the MSRT ran during a quarter; "Intermittently protected" represents computers that had security software active during one or more MSRT executions, but not all of them; and "Unprotected" represents computers that did not have security software active during any MSRT executions that quarter.

Percent of computers in Peru and worldwide protected by real-time security software in 4Q14



Drive-by download sites

A *drive-by download* site is a website that hosts one or more exploits that target vulnerabilities in web browsers and browser add-ons. Users with vulnerable computers can be infected with malware simply by visiting such a website, even without attempting to download anything. Drive-by download pages are usually hosted on legitimate Web sites to which an attacker has posted exploit code. Attackers gain access to legitimate sites through intrusion or by posting malicious code to a poorly secured web form, like a comment field on a blog. Compromised sites can be hosted anywhere in the world and concern nearly any subject imaginable, making it difficult for even an experienced user to identify a compromised site from a list of search results.

Search engines such as Bing have taken a number of measures to help protect users from drive-by downloads. As Bing indexes the web, pages are assessed for malicious elements or malicious behavior. Clicking the link in the list of search results displays a prominent warning, saying that the page may contain malicious software.

At the end of 3Q14, Bing detected 0.03 drive-by download URLs for every 1,000 URLs hosted in Peru, compared to 0.41 worldwide. At the end of 4Q14, Bing detected 0.01 drive-by download URLs for every 1,000 URLs hosted in Peru, compared to 0.45 worldwide.

Drive-by download pages per 1,000 URLs hosted in Peru and worldwide

Metric	October 1, 2014	January 1, 2015
Drive-by download pages per 1,000 URLs, Peru	0.03	0.01
Drive-by download pages per 1,000 URLs worldwide	0.41	0.45



# Philippines

The statistics presented here are generated by Microsoft security programs and services running on computers in Philippines in 4Q14 and previous quarters. This data is provided from administrators or users who choose to opt in to provide data to Microsoft, using IP address geolocation to determine country or region.

On computers running real-time security software, most attempts by malware to infect computers are blocked before they succeed. Therefore, for a comprehensive understanding of the malware landscape, it's important to consider infection attempts that are blocked as well as infections that are removed. For this reason, Microsoft uses two different metrics to measure malware prevalence:

- *Encounter rate* is simply the percentage of computers running Microsoft real-time security products that report a malware encounter, whether the infection attempt succeeds or not.
- *Computers cleaned per mille*, or *CCM*, is an infection rate metric that is defined as the number of computers cleaned for every 1,000 unique computers executing the Malicious Software Removal Tool (MSRT), a free tool distributed through Microsoft update services that removes more than 200 highly prevalent or serious threats from computers.

Infection rate statistics for Philippines

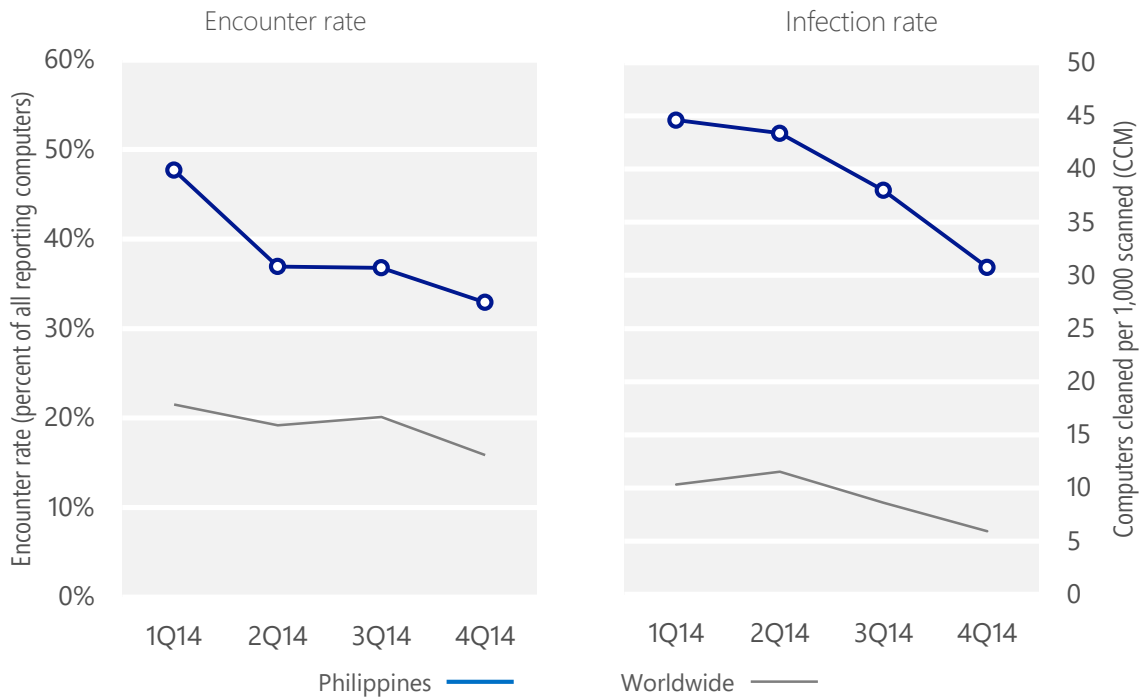
Metric	1Q14	2Q14	3Q14	4Q14
Encounter rate, Philippines	47.7%	36.9%	36.8%	32.9%
Worldwide encounter rate	21.5%	19.2%	20.1%	15.9%
CCM, Philippines	44.6	43.4	38.0	30.8
Worldwide CCM	10.3	11.5	8.6	5.9

Encounter and infection rates reported here do not include totals for the Brantall, Filcoute, and Rotbrow malware families. See pages 57–64 of [Microsoft Security Intelligence Report, Volume 17](#) for an explanation of this decision.

## Encounter and infection rate trends

In 4Q14, 32.9% percent of computers in Philippines encountered malware, compared to the 4Q14 worldwide encounter rate of 15.9 percent. In addition, the MSRT detected and removed malware from 30.8 of every 1,000 unique computers scanned in Philippines in 4Q14 (a CCM score of 30.8, compared to the 4Q14 worldwide CCM of 5.9). The following figure shows the encounter and infection rate trends for Philippines over the last four quarters, compared to the world as a whole.

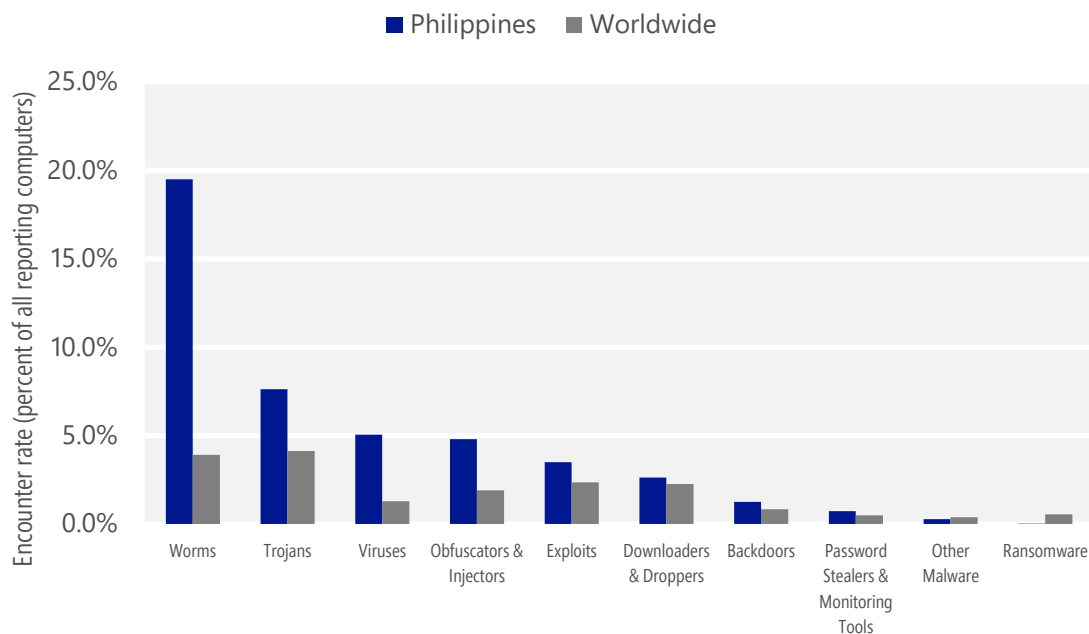
Malware encounter and infection rate trends in Philippines and worldwide



See the Worldwide Threat Assessment section of [Microsoft Security Intelligence Report, Volume 18](http://www.microsoft.com/sir) at [www.microsoft.com/sir](http://www.microsoft.com/sir) for more information about threats in Philippines and around the world, and for explanations of the methods and terms used here.

## Malware categories

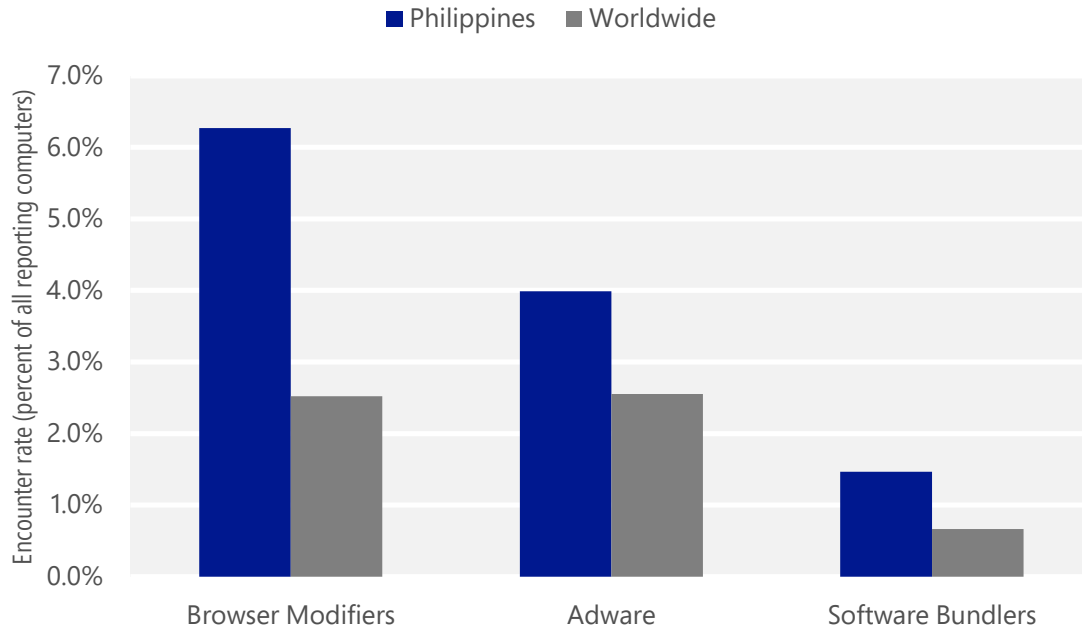
Malware encountered in Philippines in 4Q14, by category



- The most common malware category in Philippines in 4Q14 was Worms. It was encountered by 19.5 percent of all computers there, down from 22.4 percent in 3Q14.
- The second most common malware category in Philippines in 4Q14 was Trojans. It was encountered by 7.6 percent of all computers there, down from 11.7 percent in 3Q14.
- The third most common malware category in Philippines in 4Q14 was Viruses, which was encountered by 5.1 percent of all computers there, down from 5.4 percent in 3Q14.

## Unwanted software categories

Unwanted software encountered in Philippines in 4Q14, by category



- The most common unwanted software category in Philippines in 4Q14 was Browser Modifiers. It was encountered by 6.3 percent of all computers there, down from 7.3 percent in 3Q14.
- The second most common unwanted software category in Philippines in 4Q14 was Adware. It was encountered by 4.0 percent of all computers there, up from 1.7 percent in 3Q14.
- The third most common unwanted software category in Philippines in 4Q14 was Software Bundlers, which was encountered by 1.5 percent of all computers there, up from 0.2 percent in 3Q14.



## Top malware families by encounter rate

The most common malware families encountered in Philippines in 4Q14

	Family	Most significant category	% of reporting computers
1	<a href="#">Win32/Gamarue</a>	Worms	9.0%
2	<a href="#">VBS/Jenxcus</a>	Worms	6.8%
3	<a href="#">INF/Autorun</a>	Obfuscators & Injectors	4.9%
4	<a href="#">Win32/Ramnit</a>	Trojans	3.4%
5	<a href="#">Win32/CplLnk</a>	Exploits	3.2%
6	<a href="#">Win32/Sality</a>	Viruses	3.1%
7	<a href="#">VBS/Cantix</a>	Worms	2.7%
8	<a href="#">Win32/Ippedo</a>	Worms	1.8%
9	<a href="#">Win32/Conficker</a>	Worms	1.4%
10	<a href="#">Win32/Yelteminky</a>	Worms	1.2%

- The most common malware family encountered in Philippines in 4Q14 was [Win32/Gamarue](#), which was encountered by 9.0 percent of reporting computers there. [Win32/Gamarue](#) is a worm that is commonly distributed via exploit kits and social engineering. Variants have been observed stealing information from the local computer and communicating with command-and-control (C&C) servers managed by attackers.
- The second most common malware family encountered in Philippines in 4Q14 was [VBS/Jenxcus](#), which was encountered by 6.8 percent of reporting computers there. [VBS/Jenxcus](#) is a worm that gives an attacker control of the computer. It is spread by infected removable drives, like USB flash drives. It can also be downloaded within a torrent file.
- The third most common malware family encountered in Philippines in 4Q14 was [INF/Autorun](#), which was encountered by 4.9 percent of reporting computers there. [INF/Autorun](#) is a family of worms that spreads by copying itself to the mapped drives of an infected computer. The mapped drives may include network or removable drives.
- The fourth most common malware family encountered in Philippines in 4Q14 was [Win32/Ramnit](#), which was encountered by 3.4 percent of reporting computers there. [Win32/Ramnit](#) is a family of multi-component malware that infects executable files, Microsoft Office files, and HTML files. Win32/Ramnit spreads to removable drives and steals sensitive information such as saved FTP credentials and browser cookies. It may also open a backdoor to await instructions from a remote attacker.

## Top unwanted software families by encounter rate

The most common unwanted software families encountered in Philippines in 4Q14

	Family	Most significant category	% of reporting computers
1	<a href="#">Win32/Couponruc</a>	Browser Modifiers	4.4%
2	<a href="#">Win32/Defaulttab</a>	Browser Modifiers	2.2%
3	<a href="#">Win32/BetterSurf</a>	Adware	1.5%
4	<a href="#">Win32/Costmin</a>	Adware	1.4%
5	<a href="#">Win32/Gofileexpress</a>	Software Bundlers	0.9%

- The most common unwanted software family encountered in Philippines in 4Q14 was [Win32/Couponruc](#), which was encountered by 4.4 percent of reporting computers there. [Win32/Couponruc](#) is a browser modifier that changes browser settings and may also modify some computer and Internet settings.
- The second most common unwanted software family encountered in Philippines in 4Q14 was [Win32/Defaulttab](#), which was encountered by 2.2 percent of reporting computers there. [Win32/Defaulttab](#) is a browser modifier that redirects web browser searches and prevents the user from changing browser settings.
- The third most common unwanted software family encountered in Philippines in 4Q14 was [Win32/BetterSurf](#), which was encountered by 1.5 percent of reporting computers there. [Win32/BetterSurf](#) is adware that displays unwanted ads on search engine results pages and other websites. It may be included with software bundles that offer free applications or games.

## Top threat families by infection rate

The most common malware families by infection rate in Philippines in 4Q14

	Family	Most significant category	Infection rate (CCM)
1	<a href="#">Win32/Gamarue</a>	Worms	9.9
2	<a href="#">VBS/Jenxcus</a>	Worms	8.1
3	<a href="#">Win32/Sality</a>	Viruses	6.7
4	<a href="#">Win32/Ramnit</a>	Trojans	3.4
5	<a href="#">Win32/Pramro</a>	Trojans	1.3
6	<a href="#">Win32/Brontok</a>	Worms	0.8
7	<a href="#">Win32/Yeltminky</a>	Worms	0.6
8	<a href="#">Win32/Folstart</a>	Worms	0.5
9	<a href="#">JS/Kilim</a>	Trojans	0.5
10	<a href="#">Win32/Sefnit</a>	Trojans	0.4

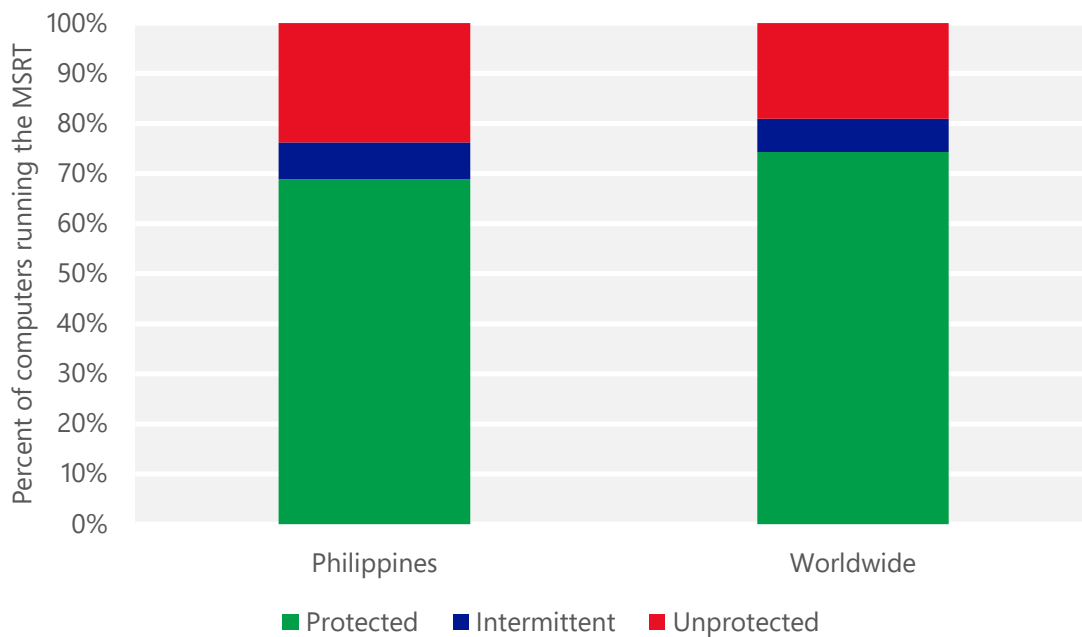
- The most common threat family infecting computers in Philippines in 4Q14 was [Win32/Gamarue](#), which was detected and removed from 9.9 of every 1,000 unique computers scanned by the MSRT. [Win32/Gamarue](#) is a worm that is commonly distributed via exploit kits and social engineering. Variants have been observed stealing information from the local computer and communicating with command-and-control (C&C) servers managed by attackers.
- The second most common threat family infecting computers in Philippines in 4Q14 was [VBS/Jenxcus](#), which was detected and removed from 8.1 of every 1,000 unique computers scanned by the MSRT. [VBS/Jenxcus](#) is a worm that gives an attacker control of the computer. It is spread by infected removable drives, like USB flash drives. It can also be downloaded within a torrent file.
- The third most common threat family infecting computers in Philippines in 4Q14 was [Win32/Sality](#), which was detected and removed from 6.7 of every 1,000 unique computers scanned by the MSRT. [Win32/Sality](#) is a family of polymorphic file infectors that target executable files with the extensions .scr or .exe. They may execute a damaging payload that deletes files with certain extensions and terminates security-related processes and services.
- The fourth most common threat family infecting computers in Philippines in 4Q14 was [Win32/Ramnit](#), which was detected and removed from 3.4 of every 1,000 unique computers scanned by the MSRT. [Win32/Ramnit](#) is a family of multi-component malware that infects executable files, Microsoft Office files, and HTML files. Win32/Ramnit spreads to removable drives and steals sensitive information such as saved FTP credentials and browser cookies. It may also open a backdoor to await instructions from a remote attacker.

## Security software use

Recent releases of the MSRT collect and report details about the state of real-time antimalware software on a computer, if the computer's administrator has chosen to opt in to provide data to Microsoft. This telemetry data makes it possible to analyze security software usage patterns around the world and correlate them with infection rates.

A typical computer runs the MSRT three times each quarter, once for each monthly version of the tool that Microsoft releases. In the figure below, "Protected" represents computers that had real-time security software active and up-to-date every time the MSRT ran during a quarter; "Intermittently protected" represents computers that had security software active during one or more MSRT executions, but not all of them; and "Unprotected" represents computers that did not have security software active during any MSRT executions that quarter.

Percent of computers in Philippines and worldwide protected by real-time security software in 4Q14



## Drive-by download sites

A *drive-by download* site is a website that hosts one or more exploits that target vulnerabilities in web browsers and browser add-ons. Users with vulnerable computers can be infected with malware simply by visiting such a website, even without attempting to download anything. Drive-by download pages are usually hosted on legitimate Web sites to which an attacker has posted exploit code. Attackers gain access to legitimate sites through intrusion or by posting malicious code to a poorly secured web form, like a comment field on a blog. Compromised sites can be hosted anywhere in the world and concern nearly any subject imaginable, making it difficult for even an experienced user to identify a compromised site from a list of search results.

Search engines such as Bing have taken a number of measures to help protect users from drive-by downloads. As Bing indexes the web, pages are assessed for malicious elements or malicious behavior. Clicking the link in the list of search results displays a prominent warning, saying that the page may contain malicious software.

At the end of 3Q14, Bing detected 0.57 drive-by download URLs for every 1,000 URLs hosted in Philippines, compared to 0.41 worldwide. At the end of 4Q14, Bing detected 0.44 drive-by download URLs for every 1,000 URLs hosted in Philippines, compared to 0.45 worldwide.

Drive-by download pages per 1,000 URLs hosted in Philippines and worldwide

Metric	October 1, 2014	January 1, 2015
Drive-by download pages per 1,000 URLs, Philippines	0.57	0.44
<i>Drive-by download pages per 1,000 URLs worldwide</i>	<i>0.41</i>	<i>0.45</i>



# Poland

The statistics presented here are generated by Microsoft security programs and services running on computers in Poland in 4Q14 and previous quarters. This data is provided from administrators or users who choose to opt in to provide data to Microsoft, using IP address geolocation to determine country or region.

On computers running real-time security software, most attempts by malware to infect computers are blocked before they succeed. Therefore, for a comprehensive understanding of the malware landscape, it's important to consider infection attempts that are blocked as well as infections that are removed. For this reason, Microsoft uses two different metrics to measure malware prevalence:

- *Encounter rate* is simply the percentage of computers running Microsoft real-time security products that report a malware encounter, whether the infection attempt succeeds or not.
- *Computers cleaned per mille*, or *CCM*, is an infection rate metric that is defined as the number of computers cleaned for every 1,000 unique computers executing the Malicious Software Removal Tool (MSRT), a free tool distributed through Microsoft update services that removes more than 200 highly prevalent or serious threats from computers.

Infection rate statistics for Poland

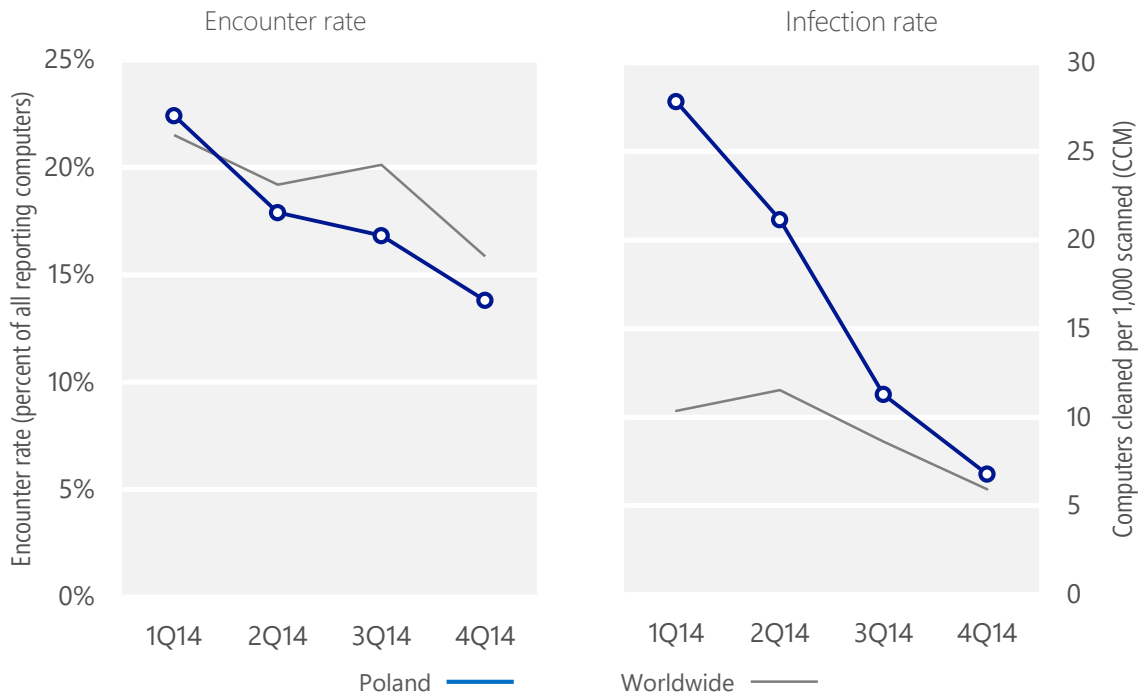
Metric	1Q14	2Q14	3Q14	4Q14
Encounter rate, Poland	22.4%	17.9%	16.8%	13.8%
Worldwide encounter rate	21.5%	19.2%	20.1%	15.9%
CCM, Poland	27.8	21.1	11.3	6.8
Worldwide CCM	10.3	11.5	8.6	5.9

Encounter and infection rates reported here do not include totals for the Brantall, Filcoute, and Rotbrow malware families. See pages 57–64 of [Microsoft Security Intelligence Report, Volume 17](#) for an explanation of this decision.

## Encounter and infection rate trends

In 4Q14, 13.8% percent of computers in Poland encountered malware, compared to the 4Q14 worldwide encounter rate of 15.9 percent. In addition, the MSRT detected and removed malware from 6.8 of every 1,000 unique computers scanned in Poland in 4Q14 (a CCM score of 6.8, compared to the 4Q14 worldwide CCM of 5.9). The following figure shows the encounter and infection rate trends for Poland over the last four quarters, compared to the world as a whole.

Malware encounter and infection rate trends in Poland and worldwide

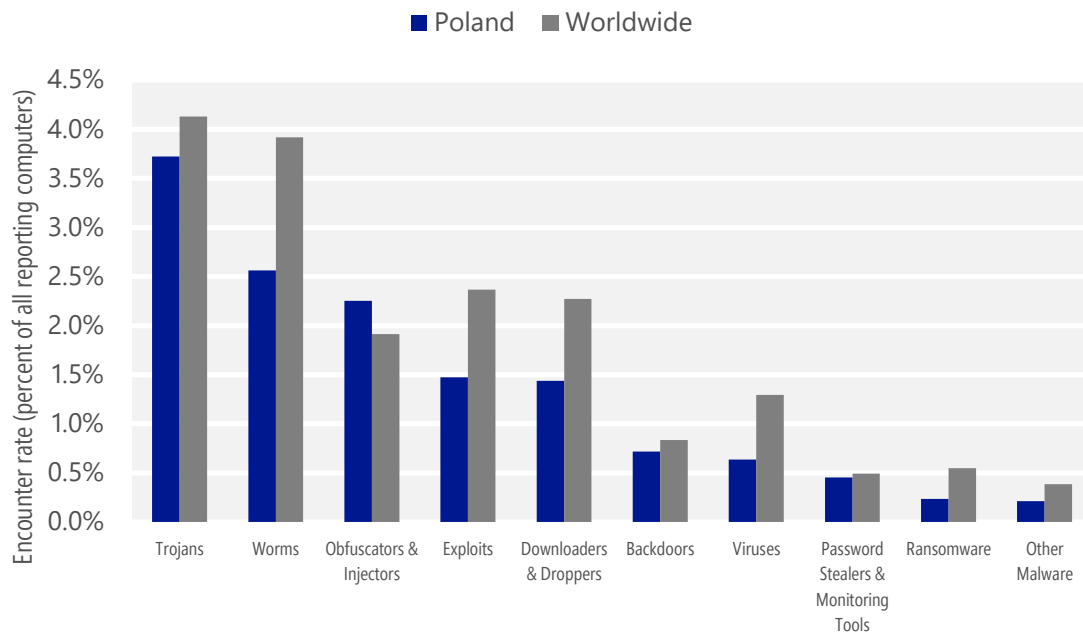


See the Worldwide Threat Assessment section of [Microsoft Security Intelligence Report, Volume 18](http://www.microsoft.com/sir) at [www.microsoft.com/sir](http://www.microsoft.com/sir) for more information about threats in Poland and around the world, and for explanations of the methods and terms used here.



## Malware categories

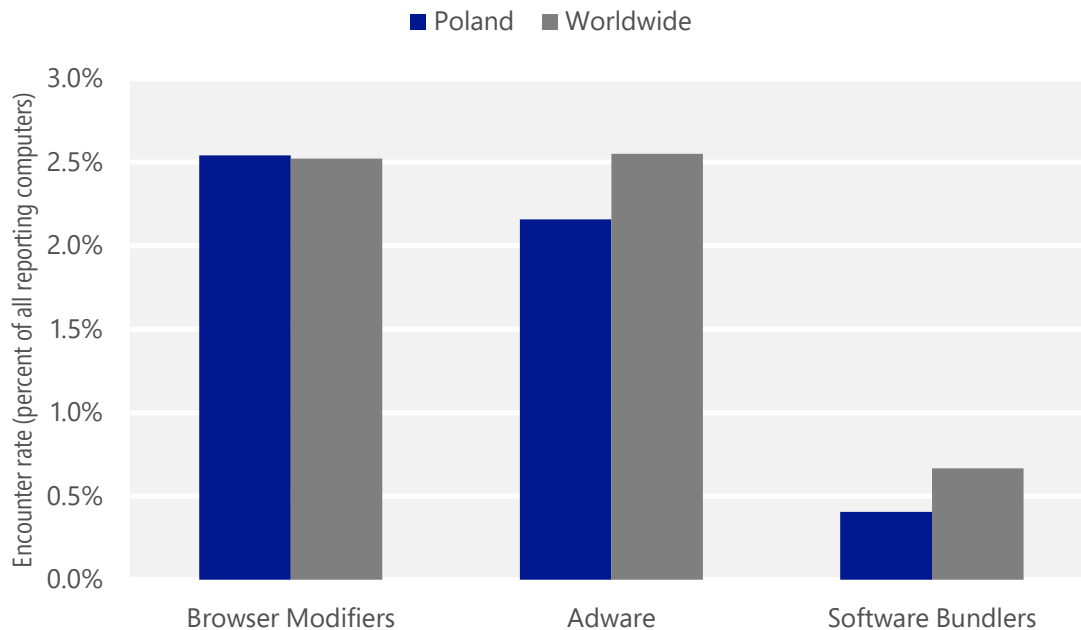
Malware encountered in Poland in 4Q14, by category



- The most common malware category in Poland in 4Q14 was Trojans. It was encountered by 3.7 percent of all computers there, down from 6.5 percent in 3Q14.
- The second most common malware category in Poland in 4Q14 was Worms. It was encountered by 2.6 percent of all computers there, down from 2.7 percent in 3Q14.
- The third most common malware category in Poland in 4Q14 was Obfuscators & Injectors, which was encountered by 2.3 percent of all computers there, down from 2.5 percent in 3Q14.

## Unwanted software categories

Unwanted software encountered in Poland in 4Q14, by category



- The most common unwanted software category in Poland in 4Q14 was Browser Modifiers. It was encountered by 2.5 percent of all computers there, down from 4.2 percent in 3Q14.
- The second most common unwanted software category in Poland in 4Q14 was Adware. It was encountered by 2.2 percent of all computers there, up from 0.5 percent in 3Q14.
- The third most common unwanted software category in Poland in 4Q14 was Software Bundlers, which was encountered by 0.4 percent of all computers there, up from 0.1 percent in 3Q14.

## Top malware families by encounter rate

The most common malware families encountered in Poland in 4Q14

	Family	Most significant category	% of reporting computers
1	<a href="#">Win32/Obfuscator</a>	Obfuscators & Injectors	1.5%
2	<a href="#">INF/Autorun</a>	Obfuscators & Injectors	0.9%
3	<a href="#">JS/Axpergle</a>	Exploits	0.8%
4	<a href="#">JS/Faceliker</a>	Trojans	0.5%
5	<a href="#">Win32/Wysotot</a>	Trojans	0.5%
6	<a href="#">Win32/Brontok</a>	Worms	0.5%
7	<a href="#">Win32/Vobfus</a>	Worms	0.5%
8	<a href="#">Win32/Gamarue</a>	Worms	0.4%
9	<a href="#">Win32/Dynamer</a>	Trojans	0.4%
10	<a href="#">Win32/Conficker</a>	Worms	0.4%

- The most common malware family encountered in Poland in 4Q14 was [Win32/Obfuscator](#), which was encountered by 1.5 percent of reporting computers there. [Win32/Obfuscator](#) is a generic detection for programs that have had their purpose disguised to hinder analysis or detection by antivirus scanners. Such programs commonly employ a combination of methods, including encryption, compression, anti-debugging and anti-emulation techniques.
- The second most common malware family encountered in Poland in 4Q14 was [INF/Autorun](#), which was encountered by 0.9 percent of reporting computers there. [INF/Autorun](#) is a family of worms that spreads by copying itself to the mapped drives of an infected computer. The mapped drives may include network or removable drives.
- The third most common malware family encountered in Poland in 4Q14 was [JS/Axpergle](#), which was encountered by 0.8 percent of reporting computers there. [JS/Axpergle](#) is a detection for the Angler exploit kit, which exploits vulnerabilities in recent versions of Internet Explorer, Silverlight, Adobe Flash Player, and Java to install malware.
- The fourth most common malware family encountered in Poland in 4Q14 was [JS/Faceliker](#), which was encountered by 0.5 percent of reporting computers there. [JS/Faceliker](#) is a malicious script that ?likes? content on Facebook without the user's knowledge or consent.

## Top unwanted software families by encounter rate

The most common unwanted software families encountered in Poland in 4Q14

	Family	Most significant category	% of reporting computers
1	<a href="#">Win32/Couponruc</a>	Browser Modifiers	2.1%
2	<a href="#">Win32/Pennybee</a>	Adware	0.7%
3	<a href="#">Win32/Defaulttab</a>	Browser Modifiers	0.5%
4	<a href="#">Win32/Costmin</a>	Adware	0.5%
5	<a href="#">Win32/BetterSurf</a>	Adware	0.4%

- The most common unwanted software family encountered in Poland in 4Q14 was [Win32/Couponruc](#), which was encountered by 2.1 percent of reporting computers there. [Win32/Couponruc](#) is a browser modifier that changes browser settings and may also modify some computer and Internet settings.
- The second most common unwanted software family encountered in Poland in 4Q14 was [Win32/Pennybee](#), which was encountered by 0.7 percent of reporting computers there. [Win32/Pennybee](#) is adware that shows ads as the user browses the web. It can be installed from the program's website or bundled with some third-party software installation programs.
- The third most common unwanted software family encountered in Poland in 4Q14 was [Win32/Defaulttab](#), which was encountered by 0.5 percent of reporting computers there. [Win32/Defaulttab](#) is a browser modifier that redirects web browser searches and prevents the user from changing browser settings.

## Top threat families by infection rate

The most common malware families by infection rate in Poland in 4Q14

	Family	Most significant category	Infection rate (CCM)
1	<a href="#">Win32/Wysotot</a>	Trojans	1.1
2	<a href="#">Win32/Brontok</a>	Worms	1.0
3	<a href="#">Win32/Sality</a>	Viruses	0.7
4	<a href="#">Win32/Vobfus</a>	Worms	0.7
5	<a href="#">JS/Kilim</a>	Trojans	0.6
6	<a href="#">Win32/Sefnit</a>	Trojans	0.5
7	<a href="#">Win32/Gamarue</a>	Worms	0.3
8	<a href="#">VBS/Jenxcus</a>	Worms	0.3
9	<a href="#">Win32/Tofsee</a>	Backdoors	0.3
10	<a href="#">Win32/Ramnit</a>	Trojans	0.2

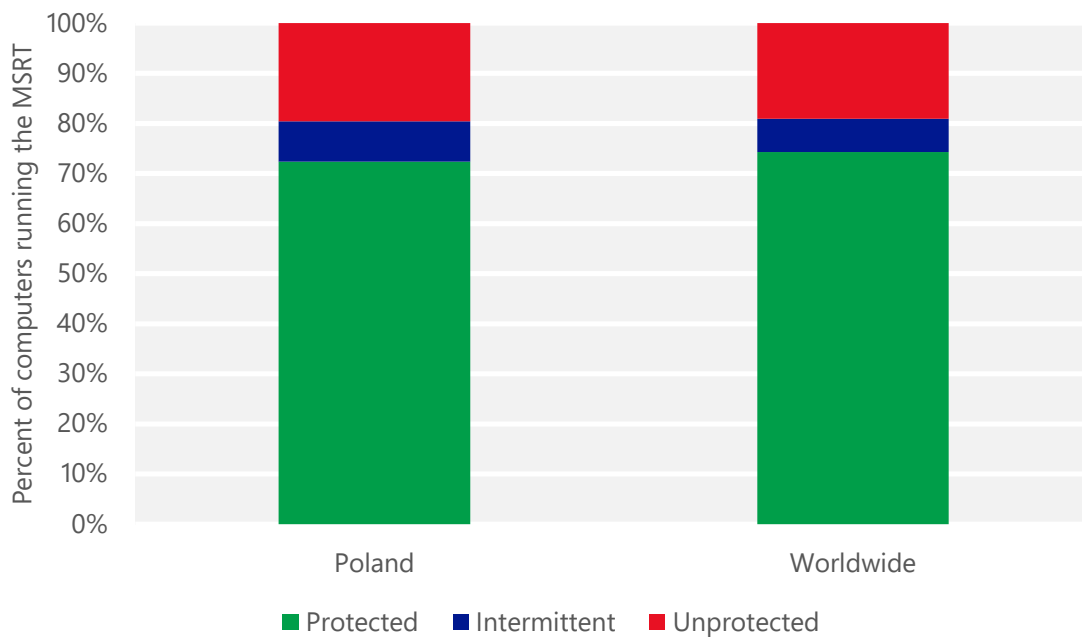
- The most common threat family infecting computers in Poland in 4Q14 was [Win32/Wysotot](#), which was detected and removed from 1.1 of every 1,000 unique computers scanned by the MSRT. [Win32/Wysotot](#) is a threat that can change the start page of the user's web browser, and may download and install other files to the computer. It is installed by software bundlers that advertise free software or games.
- The second most common threat family infecting computers in Poland in 4Q14 was [Win32/Brontok](#), which was detected and removed from 1.0 of every 1,000 unique computers scanned by the MSRT. [Win32/Brontok](#) is a mass-mailing email worm that spreads by sending copies of itself as email attachments to addresses gathered from files on the infected computer, and by copying itself to removable volumes. Brontok can disable security software, and may conduct DoS attacks against certain websites.
- The third most common threat family infecting computers in Poland in 4Q14 was [Win32/Sality](#), which was detected and removed from 0.7 of every 1,000 unique computers scanned by the MSRT. [Win32/Sality](#) is a family of polymorphic file infectors that target executable files with the extensions .scr or .exe. They may execute a damaging payload that deletes files with certain extensions and terminates security-related processes and services.
- The fourth most common threat family infecting computers in Poland in 4Q14 was [Win32/Vobfus](#), which was detected and removed from 0.7 of every 1,000 unique computers scanned by the MSRT. [Win32/Vobfus](#) is a family of worms that spreads via network drives and removable drives and download/executes arbitrary files. Downloaded files may include additional malware.

## Security software use

Recent releases of the MSRT collect and report details about the state of real-time antimalware software on a computer, if the computer's administrator has chosen to opt in to provide data to Microsoft. This telemetry data makes it possible to analyze security software usage patterns around the world and correlate them with infection rates.

A typical computer runs the MSRT three times each quarter, once for each monthly version of the tool that Microsoft releases. In the figure below, "Protected" represents computers that had real-time security software active and up-to-date every time the MSRT ran during a quarter; "Intermittently protected" represents computers that had security software active during one or more MSRT executions, but not all of them; and "Unprotected" represents computers that did not have security software active during any MSRT executions that quarter.

Percent of computers in Poland and worldwide protected by real-time security software in 4Q14



## Drive-by download sites

A *drive-by download* site is a website that hosts one or more exploits that target vulnerabilities in web browsers and browser add-ons. Users with vulnerable computers can be infected with malware simply by visiting such a website, even without attempting to download anything. Drive-by download pages are usually hosted on legitimate Web sites to which an attacker has posted exploit code. Attackers gain access to legitimate sites through intrusion or by posting malicious code to a poorly secured web form, like a comment field on a blog. Compromised sites can be hosted anywhere in the world and concern nearly any subject imaginable, making it difficult for even an experienced user to identify a compromised site from a list of search results.

Search engines such as Bing have taken a number of measures to help protect users from drive-by downloads. As Bing indexes the web, pages are assessed for malicious elements or malicious behavior. Clicking the link in the list of search results displays a prominent warning, saying that the page may contain malicious software.

At the end of 3Q14, Bing detected 0.38 drive-by download URLs for every 1,000 URLs hosted in Poland, compared to 0.41 worldwide. At the end of 4Q14, Bing detected 0.34 drive-by download URLs for every 1,000 URLs hosted in Poland, compared to 0.45 worldwide.

Drive-by download pages per 1,000 URLs hosted in Poland and worldwide

Metric	October 1, 2014	January 1, 2015
Drive-by download pages per 1,000 URLs, Poland	0.38	0.34
<i>Drive-by download pages per 1,000 URLs worldwide</i>	<i>0.41</i>	<i>0.45</i>





# Portugal

The statistics presented here are generated by Microsoft security programs and services running on computers in Portugal in 4Q14 and previous quarters. This data is provided from administrators or users who choose to opt in to provide data to Microsoft, using IP address geolocation to determine country or region.

On computers running real-time security software, most attempts by malware to infect computers are blocked before they succeed. Therefore, for a comprehensive understanding of the malware landscape, it's important to consider infection attempts that are blocked as well as infections that are removed. For this reason, Microsoft uses two different metrics to measure malware prevalence:

- *Encounter rate* is simply the percentage of computers running Microsoft real-time security products that report a malware encounter, whether the infection attempt succeeds or not.
- *Computers cleaned per mille*, or *CCM*, is an infection rate metric that is defined as the number of computers cleaned for every 1,000 unique computers executing the Malicious Software Removal Tool (MSRT), a free tool distributed through Microsoft update services that removes more than 200 highly prevalent or serious threats from computers.

Infection rate statistics for Portugal

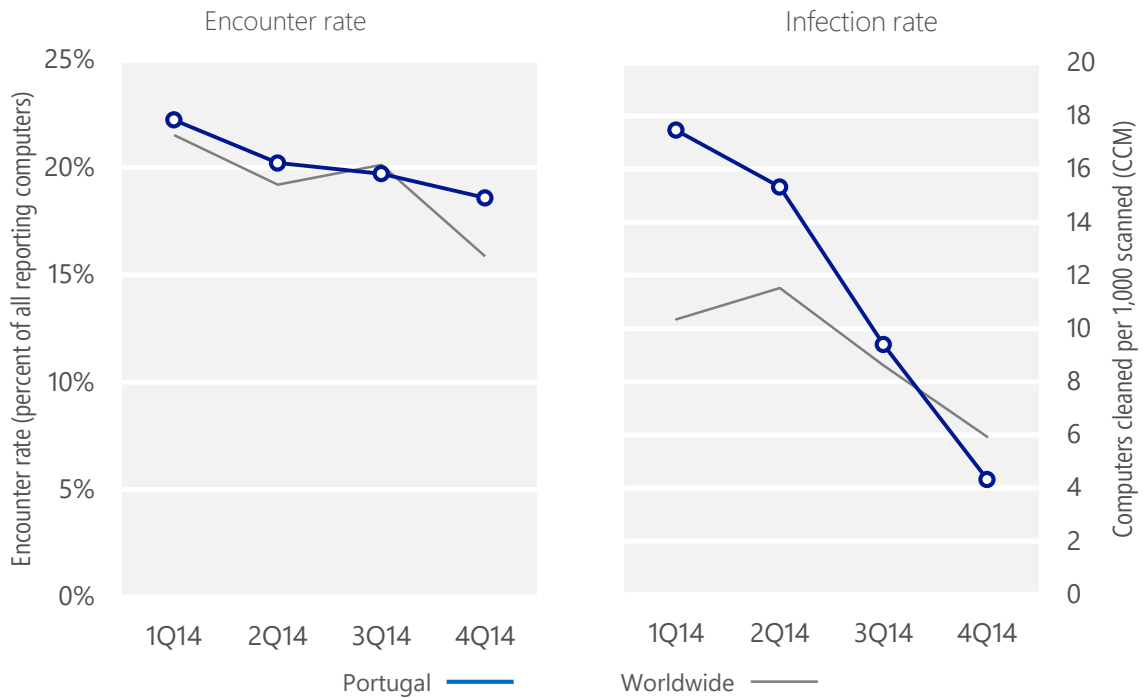
Metric	1Q14	2Q14	3Q14	4Q14
Encounter rate, Portugal	22.2%	20.2%	19.7%	18.6%
Worldwide encounter rate	21.5%	19.2%	20.1%	15.9%
CCM, Portugal	17.5	15.3	9.4	4.3
Worldwide CCM	10.3	11.5	8.6	5.9

Encounter and infection rates reported here do not include totals for the Brantall, Filcoute, and Rotbrow malware families. See pages 57–64 of [Microsoft Security Intelligence Report, Volume 17](#) for an explanation of this decision.

## Encounter and infection rate trends

In 4Q14, 18.6% percent of computers in Portugal encountered malware, compared to the 4Q14 worldwide encounter rate of 15.9 percent. In addition, the MSRT detected and removed malware from 4.3 of every 1,000 unique computers scanned in Portugal in 4Q14 (a CCM score of 4.3, compared to the 4Q14 worldwide CCM of 5.9). The following figure shows the encounter and infection rate trends for Portugal over the last four quarters, compared to the world as a whole.

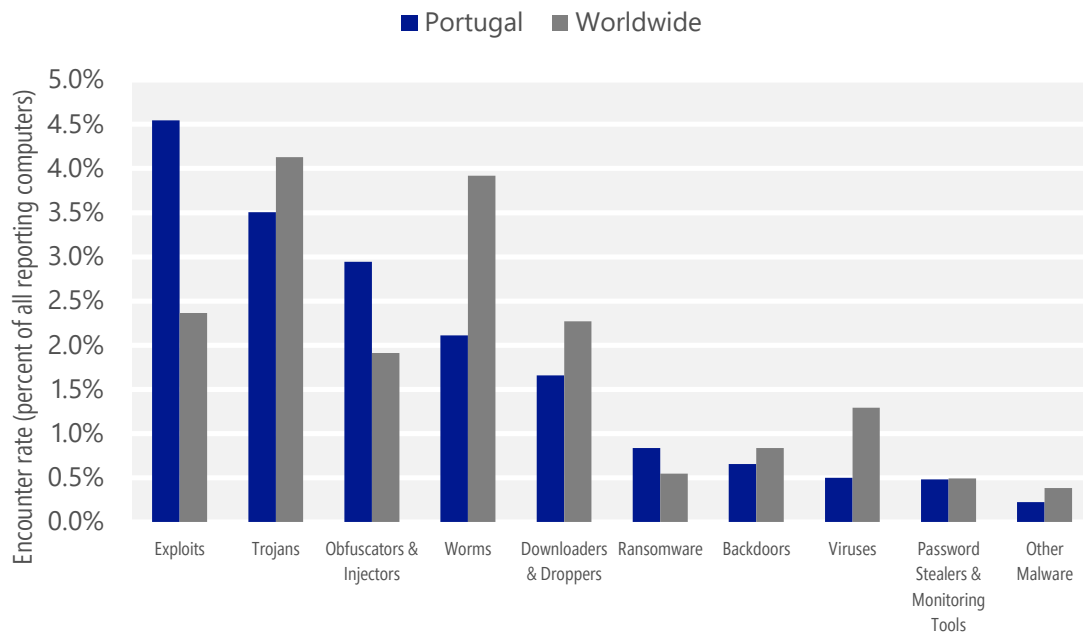
Malware encounter and infection rate trends in Portugal and worldwide



See the Worldwide Threat Assessment section of [Microsoft Security Intelligence Report, Volume 18](http://www.microsoft.com/sir) at [www.microsoft.com/sir](http://www.microsoft.com/sir) for more information about threats in Portugal and around the world, and for explanations of the methods and terms used here.

## Malware categories

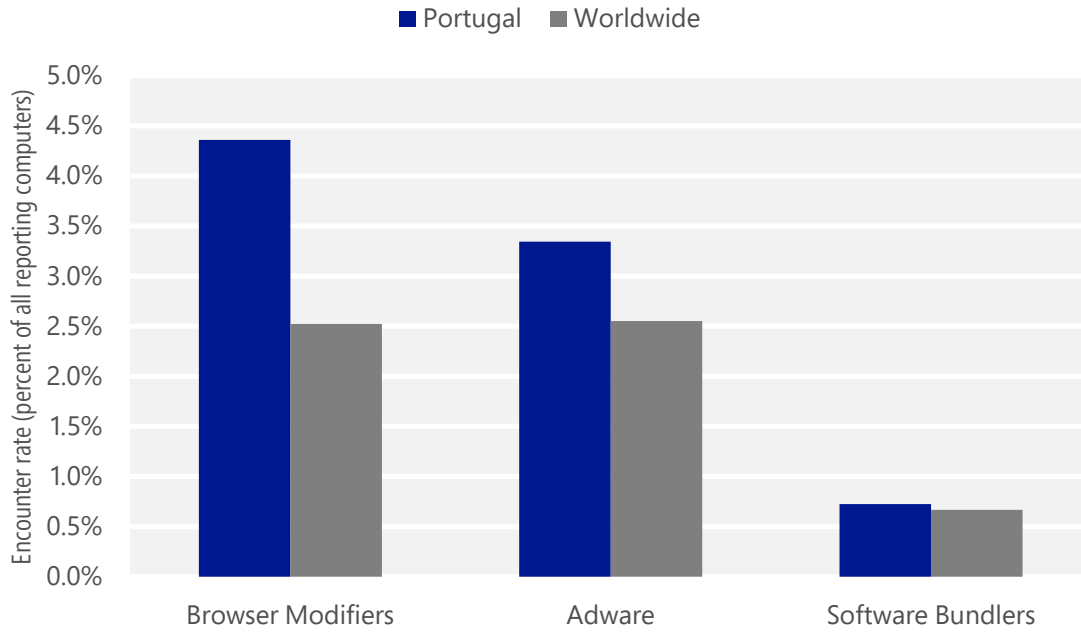
Malware encountered in Portugal in 4Q14, by category



- The most common malware category in Portugal in 4Q14 was Exploits. It was encountered by 4.5 percent of all computers there, down from 6.2 percent in 3Q14.
- The second most common malware category in Portugal in 4Q14 was Trojans. It was encountered by 3.5 percent of all computers there, down from 4.0 percent in 3Q14.
- The third most common malware category in Portugal in 4Q14 was Obfuscators & Injectors, which was encountered by 2.9 percent of all computers there, down from 3.9 percent in 3Q14.

## Unwanted software categories

Unwanted software encountered in Portugal in 4Q14, by category



- The most common unwanted software category in Portugal in 4Q14 was Browser Modifiers. It was encountered by 4.4 percent of all computers there, down from 6.2 percent in 3Q14.
- The second most common unwanted software category in Portugal in 4Q14 was Adware. It was encountered by 3.3 percent of all computers there, up from 0.5 percent in 3Q14.
- The third most common unwanted software category in Portugal in 4Q14 was Software Bundlers, which was encountered by 0.7 percent of all computers there, up from 0.1 percent in 3Q14.

## Top malware families by encounter rate

The most common malware families encountered in Portugal in 4Q14

	Family	Most significant category	% of reporting computers
1	<a href="#">JS/Axpergle</a>	Exploits	3.5%
2	<a href="#">Win32/Obfuscator</a>	Obfuscators & Injectors	2.3%
3	<a href="#">INF/Autorun</a>	Obfuscators & Injectors	0.7%
4	<a href="#">Win32/Wysotot</a>	Trojans	0.5%
5	<a href="#">JS/Krypterade</a>	Ransomware	0.5%
6	<a href="#">VBS/Jenxcus</a>	Worms	0.5%
7	<a href="#">Win32/Dynamer</a>	Trojans	0.3%
8	<a href="#">Win32/Brontok</a>	Worms	0.3%
9	<a href="#">Win32/Anogre</a>	Exploits	0.3%
10	<a href="#">Win32/Gamarue</a>	Worms	0.3%

- The most common malware family encountered in Portugal in 4Q14 was [JS/Axpergle](#), which was encountered by 3.5 percent of reporting computers there. [JS/Axpergle](#) is a detection for the Angler exploit kit, which exploits vulnerabilities in recent versions of Internet Explorer, Silverlight, Adobe Flash Player, and Java to install malware.
- The second most common malware family encountered in Portugal in 4Q14 was [Win32/Obfuscator](#), which was encountered by 2.3 percent of reporting computers there. [Win32/Obfuscator](#) is a generic detection for programs that have had their purpose disguised to hinder analysis or detection by antivirus scanners. Such programs commonly employ a combination of methods, including encryption, compression, anti-debugging and anti-emulation techniques.
- The third most common malware family encountered in Portugal in 4Q14 was [INF/Autorun](#), which was encountered by 0.7 percent of reporting computers there. [INF/Autorun](#) is a family of worms that spreads by copying itself to the mapped drives of an infected computer. The mapped drives may include network or removable drives.
- The fourth most common malware family encountered in Portugal in 4Q14 was [Win32/Wysotot](#), which was encountered by 0.5 percent of reporting computers there. [Win32/Wysotot](#) is a threat that can change the start page of the user's web browser, and may download and install other files to the computer. It is installed by software bundlers that advertise free software or games.

## Top unwanted software families by encounter rate

The most common unwanted software families encountered in Portugal in 4Q14

	Family	Most significant category	% of reporting computers
1	<a href="#">Win32/Couponruc</a>	Browser Modifiers	3.3%
2	<a href="#">Win32/Pennybee</a>	Adware	1.1%
3	<a href="#">Win32/Costmin</a>	Adware	1.1%
4	<a href="#">Win32/Defaulttab</a>	Browser Modifiers	1.0%
5	<a href="#">Win32/BetterSurf</a>	Adware	0.7%

- The most common unwanted software family encountered in Portugal in 4Q14 was [Win32/Couponruc](#), which was encountered by 3.3 percent of reporting computers there. [Win32/Couponruc](#) is a browser modifier that changes browser settings and may also modify some computer and Internet settings.
- The second most common unwanted software family encountered in Portugal in 4Q14 was [Win32/Pennybee](#), which was encountered by 1.1 percent of reporting computers there. [Win32/Pennybee](#) is adware that shows ads as the user browses the web. It can be installed from the program's website or bundled with some third-party software installation programs.
- The third most common unwanted software family encountered in Portugal in 4Q14 was [Win32/Costmin](#), which was encountered by 1.1 percent of reporting computers there. [Win32/Costmin](#) is an adware family that installs itself as a browser extension for Internet Explorer, Mozilla Firefox, and Google Chrome, and displays advertisements as the user browses the Internet.

## Top threat families by infection rate

The most common malware families by infection rate in Portugal in 4Q14

	Family	Most significant category	Infection rate (CCM)
1	<a href="#">Win32/Wysotot</a>	Trojans	0.9
2	<a href="#">VBS/Jenxcus</a>	Worms	0.6
3	<a href="#">Win32/Brontok</a>	Worms	0.4
4	<a href="#">Win32/Sefnit</a>	Trojans	0.4
5	<a href="#">Win32/Ramnit</a>	Trojans	0.2
6	<a href="#">Win32/Vobfus</a>	Worms	0.2
7	<a href="#">MSIL/Bladabindi</a>	Backdoors	0.2
8	<a href="#">Win32/Alureon</a>	Trojans	0.2
9	<a href="#">Win32/Sality</a>	Viruses	0.2
10	<a href="#">JS/Kilim</a>	Trojans	0.1

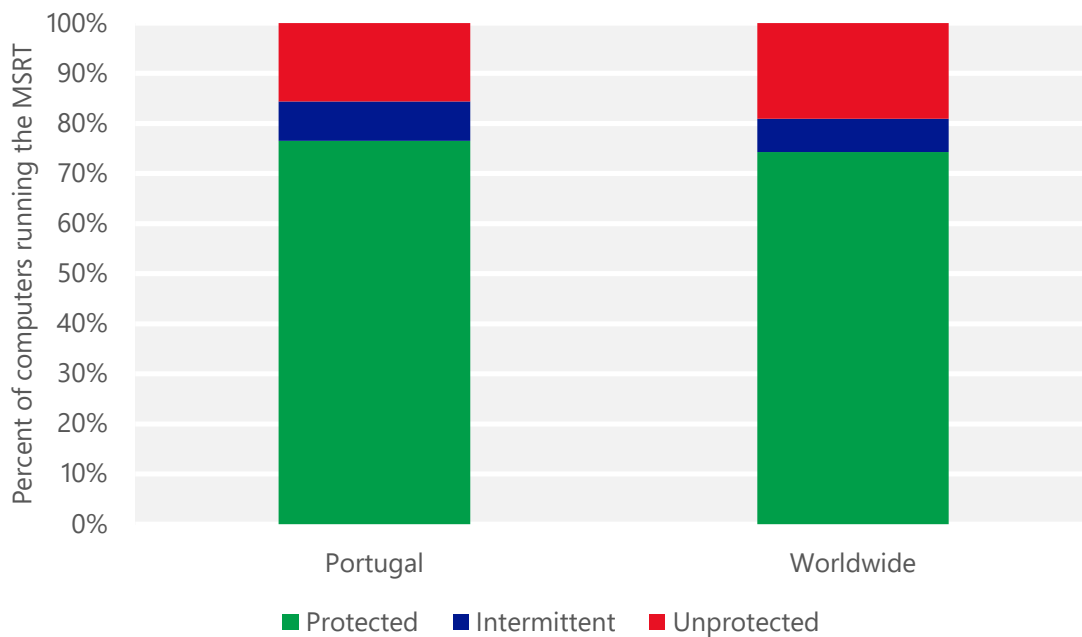
- The most common threat family infecting computers in Portugal in 4Q14 was [Win32/Wysotot](#), which was detected and removed from 0.9 of every 1,000 unique computers scanned by the MSRT. [Win32/Wysotot](#) is a threat that can change the start page of the user's web browser, and may download and install other files to the computer. It is installed by software bundlers that advertise free software or games.
- The second most common threat family infecting computers in Portugal in 4Q14 was [VBS/Jenxcus](#), which was detected and removed from 0.6 of every 1,000 unique computers scanned by the MSRT. [VBS/Jenxcus](#) is a worm that gives an attacker control of the computer. It is spread by infected removable drives, like USB flash drives. It can also be downloaded within a torrent file.
- The third most common threat family infecting computers in Portugal in 4Q14 was [Win32/Brontok](#), which was detected and removed from 0.4 of every 1,000 unique computers scanned by the MSRT. [Win32/Brontok](#) is a mass-mailing email worm that spreads by sending copies of itself as email attachments to addresses gathered from files on the infected computer, and by copying itself to removable volumes. Brontok can disable security software, and may conduct DoS attacks against certain websites.
- The fourth most common threat family infecting computers in Portugal in 4Q14 was [Win32/Sefnit](#), which was detected and removed from 0.4 of every 1,000 unique computers scanned by the MSRT. [Win32/Sefnit](#) is a family of trojans that can allow backdoor access, download files, and use the computer and Internet connection for click fraud. Some variants can monitor web browsers and hijack search results.

## Security software use

Recent releases of the MSRT collect and report details about the state of real-time antimalware software on a computer, if the computer's administrator has chosen to opt in to provide data to Microsoft. This telemetry data makes it possible to analyze security software usage patterns around the world and correlate them with infection rates.

A typical computer runs the MSRT three times each quarter, once for each monthly version of the tool that Microsoft releases. In the figure below, "Protected" represents computers that had real-time security software active and up-to-date every time the MSRT ran during a quarter; "Intermittently protected" represents computers that had security software active during one or more MSRT executions, but not all of them; and "Unprotected" represents computers that did not have security software active during any MSRT executions that quarter.

Percent of computers in Portugal and worldwide protected by real-time security software in 4Q14





## Drive-by download sites

A *drive-by download* site is a website that hosts one or more exploits that target vulnerabilities in web browsers and browser add-ons. Users with vulnerable computers can be infected with malware simply by visiting such a website, even without attempting to download anything. Drive-by download pages are usually hosted on legitimate Web sites to which an attacker has posted exploit code. Attackers gain access to legitimate sites through intrusion or by posting malicious code to a poorly secured web form, like a comment field on a blog. Compromised sites can be hosted anywhere in the world and concern nearly any subject imaginable, making it difficult for even an experienced user to identify a compromised site from a list of search results.

Search engines such as Bing have taken a number of measures to help protect users from drive-by downloads. As Bing indexes the web, pages are assessed for malicious elements or malicious behavior. Clicking the link in the list of search results displays a prominent warning, saying that the page may contain malicious software.

At the end of 3Q14, Bing detected 0.29 drive-by download URLs for every 1,000 URLs hosted in Portugal, compared to 0.41 worldwide. At the end of 4Q14, Bing detected 0.43 drive-by download URLs for every 1,000 URLs hosted in Portugal, compared to 0.45 worldwide.

Drive-by download pages per 1,000 URLs hosted in Portugal and worldwide

Metric	October 1, 2014	January 1, 2015
Drive-by download pages per 1,000 URLs, Portugal	0.29	0.43
<i>Drive-by download pages per 1,000 URLs worldwide</i>	<i>0.41</i>	<i>0.45</i>



# Puerto Rico

The statistics presented here are generated by Microsoft security programs and services running on computers in Puerto Rico in 4Q14 and previous quarters. This data is provided from administrators or users who choose to opt in to provide data to Microsoft, using IP address geolocation to determine country or region.

On computers running real-time security software, most attempts by malware to infect computers are blocked before they succeed. Therefore, for a comprehensive understanding of the malware landscape, it's important to consider infection attempts that are blocked as well as infections that are removed. For this reason, Microsoft uses two different metrics to measure malware prevalence:

- *Encounter rate* is simply the percentage of computers running Microsoft real-time security products that report a malware encounter, whether the infection attempt succeeds or not.
- *Computers cleaned per mille*, or *CCM*, is an infection rate metric that is defined as the number of computers cleaned for every 1,000 unique computers executing the Malicious Software Removal Tool (MSRT), a free tool distributed through Microsoft update services that removes more than 200 highly prevalent or serious threats from computers.

Infection rate statistics for Puerto Rico

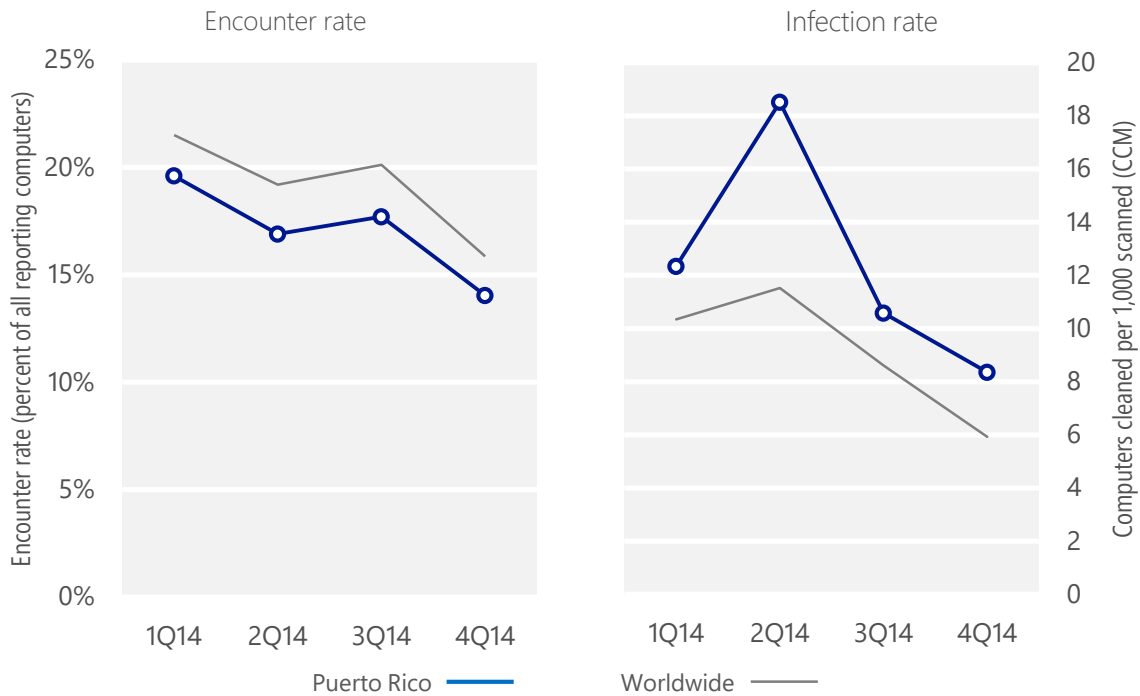
Metric	1Q14	2Q14	3Q14	4Q14
Encounter rate, Puerto Rico	19.6%	16.9%	17.7%	14.0%
<i>Worldwide encounter rate</i>	<i>21.5%</i>	<i>19.2%</i>	<i>20.1%</i>	<i>15.9%</i>
CCM, Puerto Rico	12.3	18.5	10.6	8.4
<i>Worldwide CCM</i>	<i>10.3</i>	<i>11.5</i>	<i>8.6</i>	<i>5.9</i>

Encounter and infection rates reported here do not include totals for the Brantall, Filcoute, and Rotbrow malware families. See pages 57–64 of [Microsoft Security Intelligence Report, Volume 17](#) for an explanation of this decision.

## Encounter and infection rate trends

In 4Q14, 14.0% percent of computers in Puerto Rico encountered malware, compared to the 4Q14 worldwide encounter rate of 15.9 percent. In addition, the MSRT detected and removed malware from 8.4 of every 1,000 unique computers scanned in Puerto Rico in 4Q14 (a CCM score of 8.4, compared to the 4Q14 worldwide CCM of 5.9). The following figure shows the encounter and infection rate trends for Puerto Rico over the last four quarters, compared to the world as a whole.

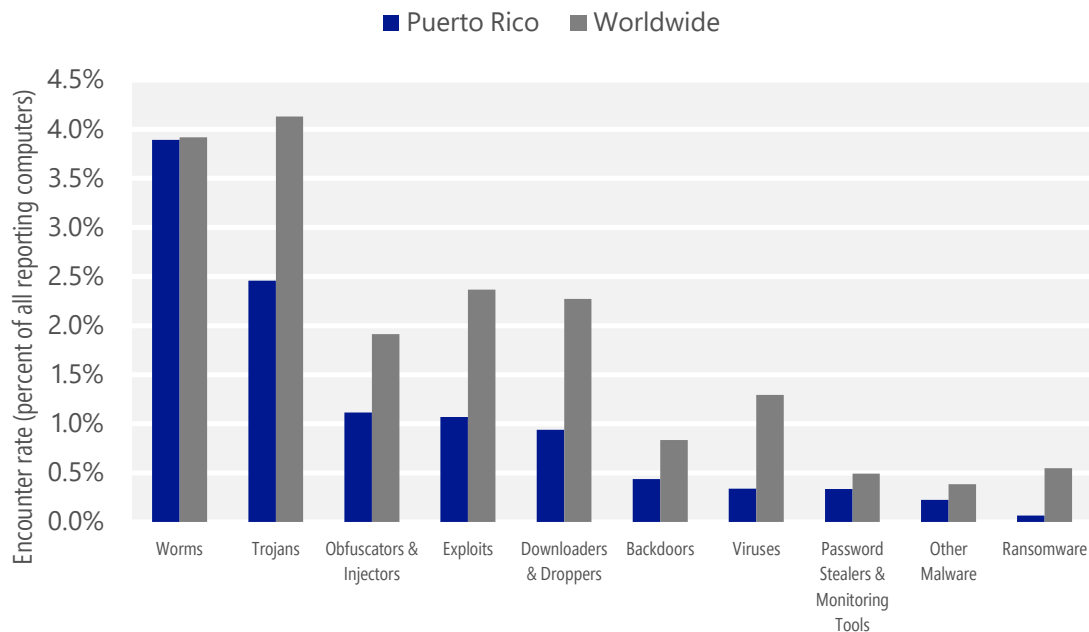
Malware encounter and infection rate trends in Puerto Rico and worldwide



See the Worldwide Threat Assessment section of [Microsoft Security Intelligence Report, Volume 18](http://www.microsoft.com/sir) at [www.microsoft.com/sir](http://www.microsoft.com/sir) for more information about threats in Puerto Rico and around the world, and for explanations of the methods and terms used here.

## Malware categories

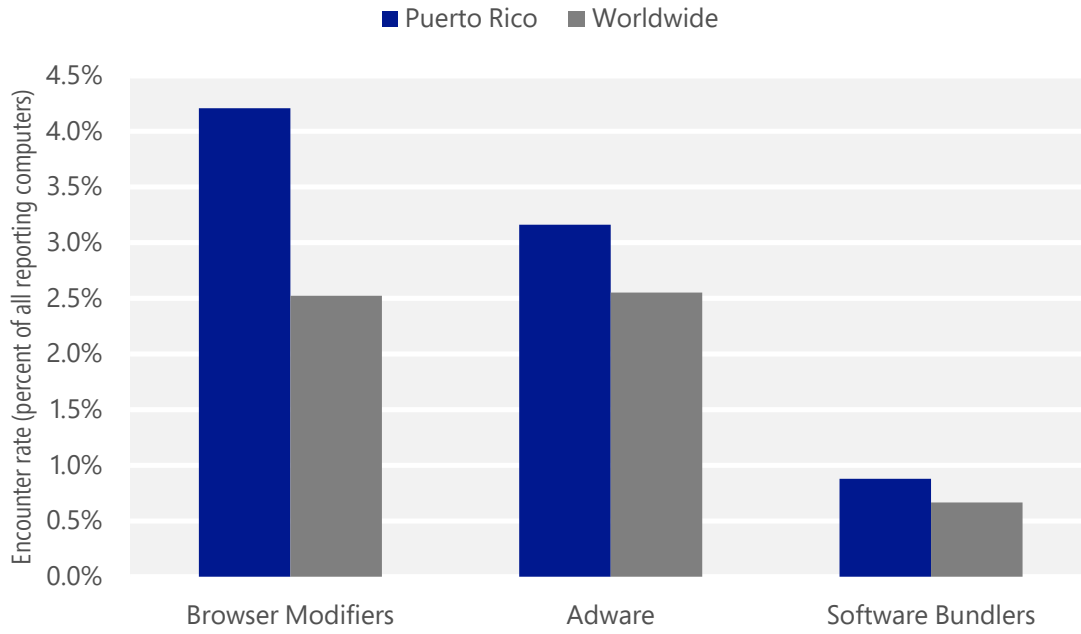
Malware encountered in Puerto Rico in 4Q14, by category



- The most common malware category in Puerto Rico in 4Q14 was Worms. It was encountered by 3.9 percent of all computers there, down from 4.9 percent in 3Q14.
- The second most common malware category in Puerto Rico in 4Q14 was Trojans. It was encountered by 2.5 percent of all computers there, down from 4.3 percent in 3Q14.
- The third most common malware category in Puerto Rico in 4Q14 was Obfuscators & Injectors, which was encountered by 1.1 percent of all computers there, down from 2.6 percent in 3Q14.

## Unwanted software categories

Unwanted software encountered in Puerto Rico in 4Q14, by category



- The most common unwanted software category in Puerto Rico in 4Q14 was Browser Modifiers. It was encountered by 4.2 percent of all computers there, down from 7.3 percent in 3Q14.
- The second most common unwanted software category in Puerto Rico in 4Q14 was Adware. It was encountered by 3.2 percent of all computers there, up from 0.9 percent in 3Q14.
- The third most common unwanted software category in Puerto Rico in 4Q14 was Software Bundlers, which was encountered by 0.9 percent of all computers there, up from 0.2 percent in 3Q14.

## Top malware families by encounter rate

The most common malware families encountered in Puerto Rico in 4Q14

	Family	Most significant category	% of reporting computers
1	<a href="#">VBS/Jenxcus</a>	Worms	1.5%
2	<a href="#">INF/Autorun</a>	Obfuscators & Injectors	1.1%
3	<a href="#">Win32/Vobfus</a>	Worms	0.7%
4	<a href="#">Win32/Brontok</a>	Worms	0.6%
5	<a href="#">Win32/Obfuscator</a>	Obfuscators & Injectors	0.5%
6	<a href="#">BAT/Micuda</a>	Trojans	0.4%
7	<a href="#">JS/Axpergle</a>	Exploits	0.3%
8	<a href="#">MSIL/Shaskooth</a>	Worms	0.3%

- The most common malware family encountered in Puerto Rico in 4Q14 was [VBS/Jenxcus](#), which was encountered by 1.5 percent of reporting computers there. [VBS/Jenxcus](#) is a worm that gives an attacker control of the computer. It is spread by infected removable drives, like USB flash drives. It can also be downloaded within a torrent file.
- The second most common malware family encountered in Puerto Rico in 4Q14 was [INF/Autorun](#), which was encountered by 1.1 percent of reporting computers there. [INF/Autorun](#) is a family of worms that spreads by copying itself to the mapped drives of an infected computer. The mapped drives may include network or removable drives.
- The third most common malware family encountered in Puerto Rico in 4Q14 was [Win32/Vobfus](#), which was encountered by 0.7 percent of reporting computers there. [Win32/Vobfus](#) is a family of worms that spreads via network drives and removable drives and download/executes arbitrary files. Downloaded files may include additional malware.
- The fourth most common malware family encountered in Puerto Rico in 4Q14 was [Win32/Brontok](#), which was encountered by 0.6 percent of reporting computers there. [Win32/Brontok](#) is a mass-mailing email worm that spreads by sending copies of itself as email attachments to addresses gathered from files on the infected computer, and by copying itself to removable volumes. Brontok can disable security software, and may conduct DoS attacks against certain websites.

## Top unwanted software families by encounter rate

The most common unwanted software families encountered in Puerto Rico in 4Q14

	Family	Most significant category	% of reporting computers
1	<a href="#">Win32/Couponruc</a>	Browser Modifiers	3.1%
2	<a href="#">Win32/BetterSurf</a>	Adware	1.7%
3	<a href="#">Win32/Defaulttab</a>	Browser Modifiers	1.2%
4	<a href="#">Win32/Costmin</a>	Adware	1.1%
5	<a href="#">Win32/Gofileexpress</a>	Software Bundlers	0.6%

- The most common unwanted software family encountered in Puerto Rico in 4Q14 was [Win32/Couponruc](#), which was encountered by 3.1 percent of reporting computers there. [Win32/Couponruc](#) is a browser modifier that changes browser settings and may also modify some computer and Internet settings.
- The second most common unwanted software family encountered in Puerto Rico in 4Q14 was [Win32/BetterSurf](#), which was encountered by 1.7 percent of reporting computers there. [Win32/BetterSurf](#) is adware that displays unwanted ads on search engine results pages and other websites. It may be included with software bundles that offer free applications or games.
- The third most common unwanted software family encountered in Puerto Rico in 4Q14 was [Win32/Defaulttab](#), which was encountered by 1.2 percent of reporting computers there. [Win32/Defaulttab](#) is a browser modifier that redirects web browser searches and prevents the user from changing browser settings.



## Top threat families by infection rate

The most common malware families by infection rate in Puerto Rico in 4Q14

	Family	Most significant category	Infection rate (CCM)
1	<a href="#">VBS/Jenxcus</a>	Worms	3.4
2	<a href="#">Win32/Vobfus</a>	Worms	1.2
3	<a href="#">Win32/Brontok</a>	Worms	1.1
4	<a href="#">Win32/Sefnit</a>	Trojans	0.3
5	<a href="#">Win32/Alureon</a>	Trojans	0.3
6	<a href="#">Win32/Wysotot</a>	Trojans	0.3
7	<a href="#">Win32/Zbot</a>	Password Stealers & Monitoring Tools	0.3
8	<a href="#">Win32/Dorkbot</a>	Worms	0.2
9	<a href="#">Win32/Conficker</a>	Worms	0.2
10	<a href="#">MSIL/Bladabindi</a>	Backdoors	0.1

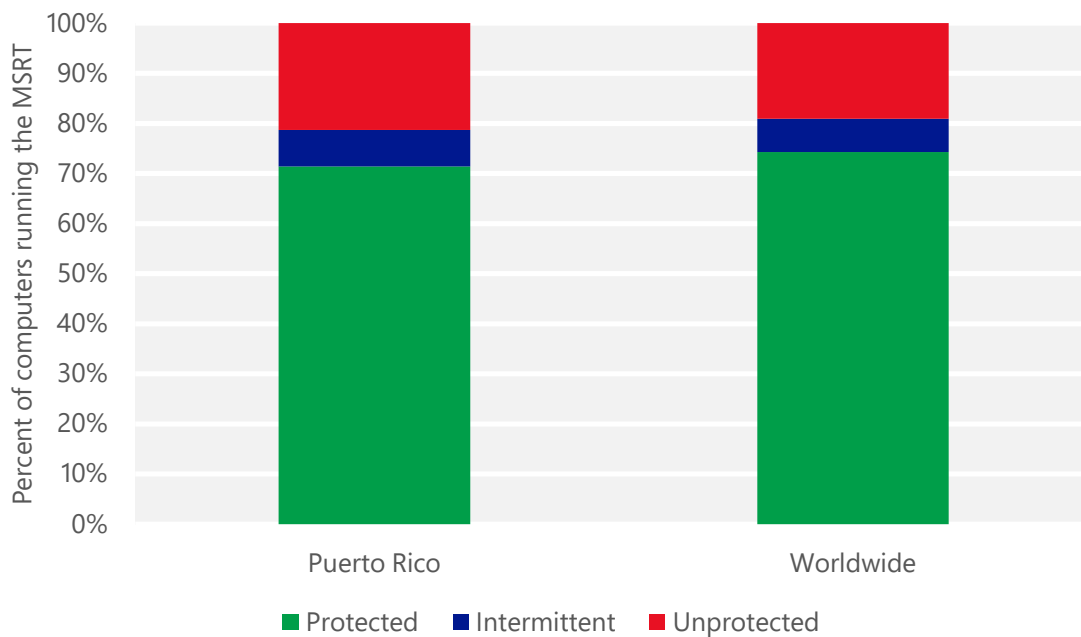
- The most common threat family infecting computers in Puerto Rico in 4Q14 was [VBS/Jenxcus](#), which was detected and removed from 3.4 of every 1,000 unique computers scanned by the MSRT. [VBS/Jenxcus](#) is a worm that gives an attacker control of the computer. It is spread by infected removable drives, like USB flash drives. It can also be downloaded within a torrent file.
- The second most common threat family infecting computers in Puerto Rico in 4Q14 was [Win32/Vobfus](#), which was detected and removed from 1.2 of every 1,000 unique computers scanned by the MSRT. [Win32/Vobfus](#) is a family of worms that spreads via network drives and removable drives and download/executes arbitrary files. Downloaded files may include additional malware.
- The third most common threat family infecting computers in Puerto Rico in 4Q14 was [Win32/Brontok](#), which was detected and removed from 1.1 of every 1,000 unique computers scanned by the MSRT. [Win32/Brontok](#) is a mass-mailing email worm that spreads by sending copies of itself as email attachments to addresses gathered from files on the infected computer, and by copying itself to removable volumes. Brontok can disable security software, and may conduct DoS attacks against certain websites.
- The fourth most common threat family infecting computers in Puerto Rico in 4Q14 was [Win32/Sefnit](#), which was detected and removed from 0.3 of every 1,000 unique computers scanned by the MSRT. [Win32/Sefnit](#) is a family of trojans that can allow backdoor access, download files, and use the computer and Internet connection for click fraud. Some variants can monitor web browsers and hijack search results.

## Security software use

Recent releases of the MSRT collect and report details about the state of real-time antimalware software on a computer, if the computer's administrator has chosen to opt in to provide data to Microsoft. This telemetry data makes it possible to analyze security software usage patterns around the world and correlate them with infection rates.

A typical computer runs the MSRT three times each quarter, once for each monthly version of the tool that Microsoft releases. In the figure below, "Protected" represents computers that had real-time security software active and up-to-date every time the MSRT ran during a quarter; "Intermittently protected" represents computers that had security software active during one or more MSRT executions, but not all of them; and "Unprotected" represents computers that did not have security software active during any MSRT executions that quarter.

Percent of computers in Puerto Rico and worldwide protected by real-time security software in 4Q14



## Drive-by download sites

A *drive-by download* site is a website that hosts one or more exploits that target vulnerabilities in web browsers and browser add-ons. Users with vulnerable computers can be infected with malware simply by visiting such a website, even without attempting to download anything. Drive-by download pages are usually hosted on legitimate Web sites to which an attacker has posted exploit code. Attackers gain access to legitimate sites through intrusion or by posting malicious code to a poorly secured web form, like a comment field on a blog. Compromised sites can be hosted anywhere in the world and concern nearly any subject imaginable, making it difficult for even an experienced user to identify a compromised site from a list of search results.

Search engines such as Bing have taken a number of measures to help protect users from drive-by downloads. As Bing indexes the web, pages are assessed for malicious elements or malicious behavior. Clicking the link in the list of search results displays a prominent warning, saying that the page may contain malicious software.

At the end of 3Q14, Bing detected 0.16 drive-by download URLs for every 1,000 URLs hosted in Puerto Rico, compared to 0.41 worldwide. At the end of 4Q14, Bing detected 0.01 drive-by download URLs for every 1,000 URLs hosted in Puerto Rico, compared to 0.45 worldwide.

Drive-by download pages per 1,000 URLs hosted in Puerto Rico and worldwide

Metric	October 1, 2014	January 1, 2015
Drive-by download pages per 1,000 URLs, Puerto Rico	0.16	0.01
<i>Drive-by download pages per 1,000 URLs worldwide</i>	<i>0.41</i>	<i>0.45</i>



# Qatar

The statistics presented here are generated by Microsoft security programs and services running on computers in Qatar in 4Q14 and previous quarters. This data is provided from administrators or users who choose to opt in to provide data to Microsoft, using IP address geolocation to determine country or region.

On computers running real-time security software, most attempts by malware to infect computers are blocked before they succeed. Therefore, for a comprehensive understanding of the malware landscape, it's important to consider infection attempts that are blocked as well as infections that are removed. For this reason, Microsoft uses two different metrics to measure malware prevalence:

- *Encounter rate* is simply the percentage of computers running Microsoft real-time security products that report a malware encounter, whether the infection attempt succeeds or not.
- *Computers cleaned per mille*, or *CCM*, is an infection rate metric that is defined as the number of computers cleaned for every 1,000 unique computers executing the Malicious Software Removal Tool (MSRT), a free tool distributed through Microsoft update services that removes more than 200 highly prevalent or serious threats from computers.

Infection rate statistics for Qatar

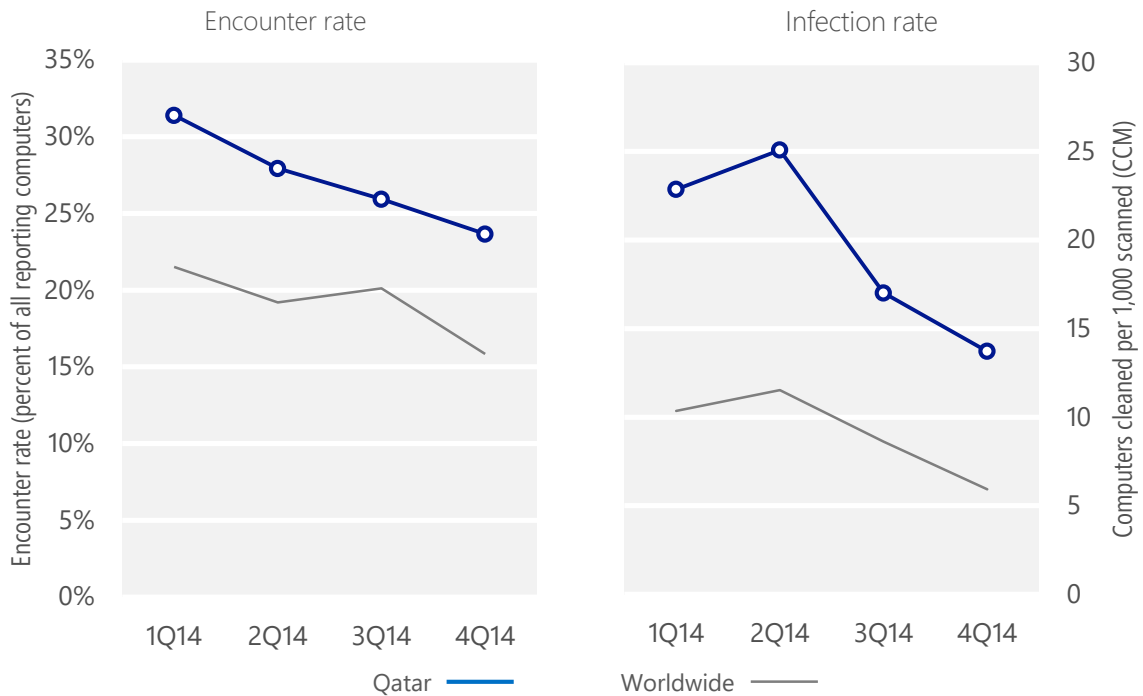
Metric	1Q14	2Q14	3Q14	4Q14
Encounter rate, Qatar	31.4%	27.9%	25.9%	23.7%
Worldwide encounter rate	21.5%	19.2%	20.1%	15.9%
CCM, Qatar	22.9	25.1	17.0	13.7
Worldwide CCM	10.3	11.5	8.6	5.9

Encounter and infection rates reported here do not include totals for the Brantall, Filcoute, and Rotbrow malware families. See pages 57–64 of [Microsoft Security Intelligence Report, Volume 17](#) for an explanation of this decision.

## Encounter and infection rate trends

In 4Q14, 23.7% percent of computers in Qatar encountered malware, compared to the 4Q14 worldwide encounter rate of 15.9 percent. In addition, the MSRT detected and removed malware from 13.7 of every 1,000 unique computers scanned in Qatar in 4Q14 (a CCM score of 13.7, compared to the 4Q14 worldwide CCM of 5.9). The following figure shows the encounter and infection rate trends for Qatar over the last four quarters, compared to the world as a whole.

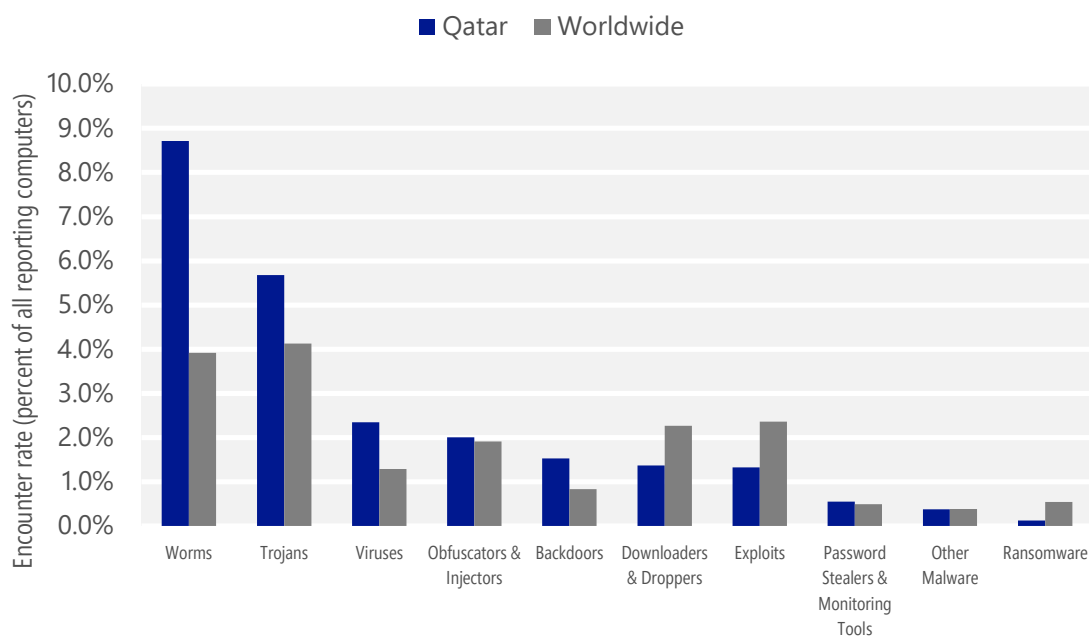
Malware encounter and infection rate trends in Qatar and worldwide



See the Worldwide Threat Assessment section of [Microsoft Security Intelligence Report, Volume 18](http://www.microsoft.com/sir) at [www.microsoft.com/sir](http://www.microsoft.com/sir) for more information about threats in Qatar and around the world, and for explanations of the methods and terms used here.

## Malware categories

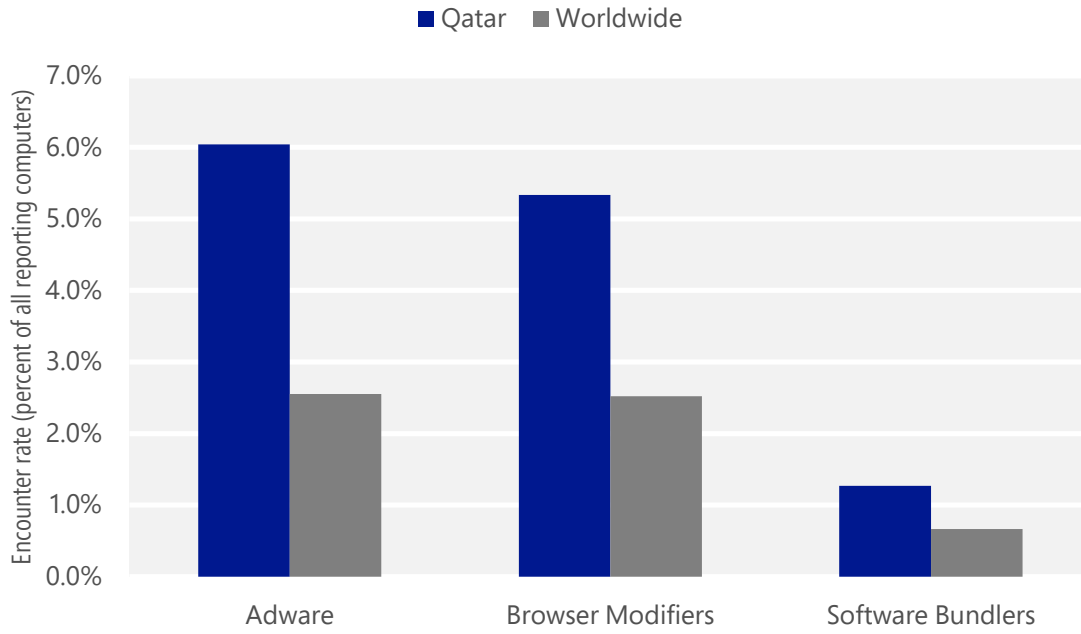
Malware encountered in Qatar in 4Q14, by category



- The most common malware category in Qatar in 4Q14 was Worms. It was encountered by 8.7 percent of all computers there, down from 8.8 percent in 3Q14.
- The second most common malware category in Qatar in 4Q14 was Trojans. It was encountered by 5.7 percent of all computers there, down from 8.2 percent in 3Q14.
- The third most common malware category in Qatar in 4Q14 was Viruses, which was encountered by 2.3 percent of all computers there, down from 3.2 percent in 3Q14.

## Unwanted software categories

Unwanted software encountered in Qatar in 4Q14, by category



- The most common unwanted software category in Qatar in 4Q14 was Adware. It was encountered by 6.0 percent of all computers there, down from 7.4 percent in 3Q14.
- The second most common unwanted software category in Qatar in 4Q14 was Browser Modifiers. It was encountered by 5.3 percent of all computers there, up from 2.8 percent in 3Q14.
- The third most common unwanted software category in Qatar in 4Q14 was Software Bundlers, which was encountered by 1.3 percent of all computers there, up from 0.2 percent in 3Q14.



## Top malware families by encounter rate

The most common malware families encountered in Qatar in 4Q14

	Family	Most significant category	% of reporting computers
1	<a href="#">VBS/Jenxcus</a>	Worms	3.0%
2	<a href="#">INF/Autorun</a>	Obfuscators & Injectors	2.0%
3	<a href="#">Win32/Gamarue</a>	Worms	1.2%
4	<a href="#">Win32/Nuqel</a>	Worms	1.0%
5	<a href="#">Win32/Startpage</a>	Trojans	0.8%
6	<a href="#">Win32/Obfuscator</a>	Obfuscators & Injectors	0.8%
7	<a href="#">ALisp/Bursted</a>	Viruses	0.8%
8	<a href="#">Win32/Sality</a>	Viruses	0.7%
9	<a href="#">MSIL/Bladabindi</a>	Backdoors	0.7%
10	<a href="#">ALisp/Copicad</a>	Worms	0.6%

- The most common malware family encountered in Qatar in 4Q14 was [VBS/Jenxcus](#), which was encountered by 3.0 percent of reporting computers there. [VBS/Jenxcus](#) is a worm that gives an attacker control of the computer. It is spread by infected removable drives, like USB flash drives. It can also be downloaded within a torrent file.
- The second most common malware family encountered in Qatar in 4Q14 was [INF/Autorun](#), which was encountered by 2.0 percent of reporting computers there. [INF/Autorun](#) is a family of worms that spreads by copying itself to the mapped drives of an infected computer. The mapped drives may include network or removable drives.
- The third most common malware family encountered in Qatar in 4Q14 was [Win32/Gamarue](#), which was encountered by 1.2 percent of reporting computers there. [Win32/Gamarue](#) is a worm that is commonly distributed via exploit kits and social engineering. Variants have been observed stealing information from the local computer and communicating with command-and-control (C&C) servers managed by attackers.
- The fourth most common malware family encountered in Qatar in 4Q14 was [Win32/Nuqel](#), which was encountered by 1.0 percent of reporting computers there. [Win32/Nuqel](#) is a worm that spreads via mapped drives and certain instant messaging applications. It may modify system settings, connect to certain websites, download arbitrary files, or take other malicious actions.

## Top unwanted software families by encounter rate

The most common unwanted software families encountered in Qatar in 4Q14

	Family	Most significant category	% of reporting computers
1	<a href="#">Win32/Couponruc</a>	Browser Modifiers	3.6%
2	<a href="#">Win32/Brya</a>	Adware	3.4%
3	<a href="#">Win32/Defaulttab</a>	Browser Modifiers	1.6%
4	<a href="#">Win32/BetterSurf</a>	Adware	1.3%
5	<a href="#">Win32/Costmin</a>	Adware	1.0%

- The most common unwanted software family encountered in Qatar in 4Q14 was [Win32/Couponruc](#), which was encountered by 3.6 percent of reporting computers there. [Win32/Couponruc](#) is a browser modifier that changes browser settings and may also modify some computer and Internet settings.
- The second most common unwanted software family encountered in Qatar in 4Q14 was [Win32/Brya](#), which was encountered by 3.4 percent of reporting computers there. [Win32/Brya](#) is a program that shows ads that the user cannot control as they browse the web. It does not have a working uninstaller.
- The third most common unwanted software family encountered in Qatar in 4Q14 was [Win32/Defaulttab](#), which was encountered by 1.6 percent of reporting computers there. [Win32/Defaulttab](#) is a browser modifier that redirects web browser searches and prevents the user from changing browser settings.

## Top threat families by infection rate

The most common malware families by infection rate in Qatar in 4Q14

	Family	Most significant category	Infection rate (CCM)
1	<a href="#">VBS/Jenxcus</a>	Worms	4.5
2	<a href="#">Win32/Sality</a>	Viruses	1.8
3	<a href="#">Win32/Gamarue</a>	Worms	1.4
4	<a href="#">Win32/Nuqel</a>	Worms	1.1
5	<a href="#">MSIL/Bladabindi</a>	Backdoors	0.9
6	<a href="#">Win32/Brontok</a>	Worms	0.5
7	<a href="#">Win32/Ramnit</a>	Trojans	0.4
8	<a href="#">JS/Kilim</a>	Trojans	0.4
9	<a href="#">Win32/Tupym</a>	Worms	0.4
10	<a href="#">Win32/Vobfus</a>	Worms	0.4

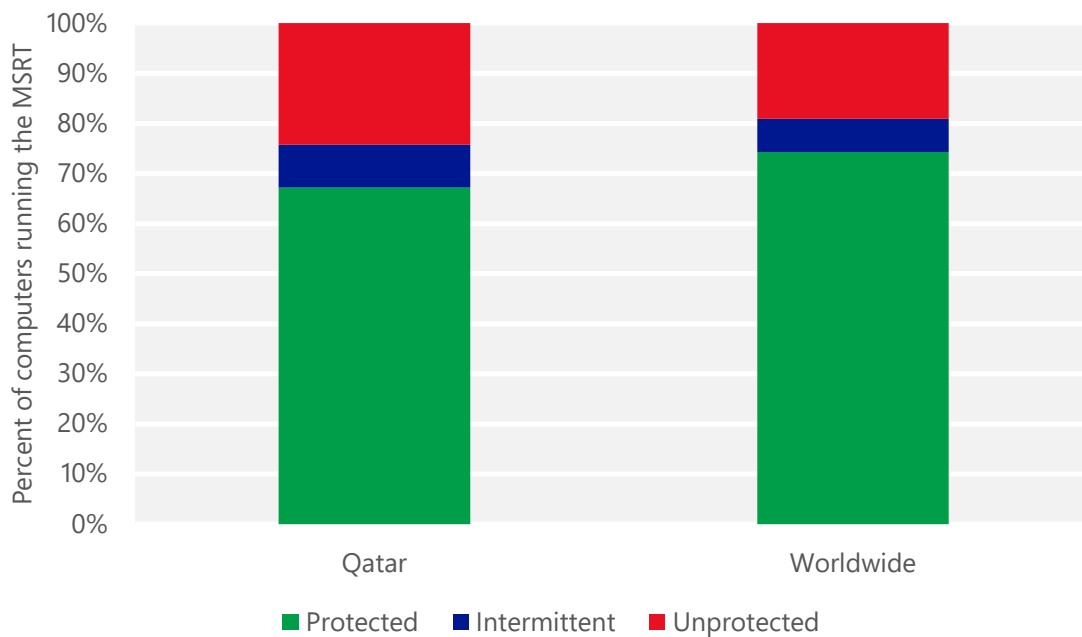
- The most common threat family infecting computers in Qatar in 4Q14 was [VBS/Jenxcus](#), which was detected and removed from 4.5 of every 1,000 unique computers scanned by the MSRT. [VBS/Jenxcus](#) is a worm that gives an attacker control of the computer. It is spread by infected removable drives, like USB flash drives. It can also be downloaded within a torrent file.
- The second most common threat family infecting computers in Qatar in 4Q14 was [Win32/Sality](#), which was detected and removed from 1.8 of every 1,000 unique computers scanned by the MSRT. [Win32/Sality](#) is a family of polymorphic file infectors that target executable files with the extensions .scr or .exe. They may execute a damaging payload that deletes files with certain extensions and terminates security-related processes and services.
- The third most common threat family infecting computers in Qatar in 4Q14 was [Win32/Gamarue](#), which was detected and removed from 1.4 of every 1,000 unique computers scanned by the MSRT. [Win32/Gamarue](#) is a worm that is commonly distributed via exploit kits and social engineering. Variants have been observed stealing information from the local computer and communicating with command-and-control (C&C) servers managed by attackers.
- The fourth most common threat family infecting computers in Qatar in 4Q14 was [Win32/Nuqel](#), which was detected and removed from 1.1 of every 1,000 unique computers scanned by the MSRT. [Win32/Nuqel](#) is a worm that spreads via mapped drives and certain instant messaging applications. It may modify system settings, connect to certain websites, download arbitrary files, or take other malicious actions.

## Security software use

Recent releases of the MSRT collect and report details about the state of real-time antimalware software on a computer, if the computer's administrator has chosen to opt in to provide data to Microsoft. This telemetry data makes it possible to analyze security software usage patterns around the world and correlate them with infection rates.

A typical computer runs the MSRT three times each quarter, once for each monthly version of the tool that Microsoft releases. In the figure below, "Protected" represents computers that had real-time security software active and up-to-date every time the MSRT ran during a quarter; "Intermittently protected" represents computers that had security software active during one or more MSRT executions, but not all of them; and "Unprotected" represents computers that did not have security software active during any MSRT executions that quarter.

Percent of computers in Qatar and worldwide protected by real-time security software in 4Q14



## Drive-by download sites

A *drive-by download* site is a website that hosts one or more exploits that target vulnerabilities in web browsers and browser add-ons. Users with vulnerable computers can be infected with malware simply by visiting such a website, even without attempting to download anything. Drive-by download pages are usually hosted on legitimate Web sites to which an attacker has posted exploit code. Attackers gain access to legitimate sites through intrusion or by posting malicious code to a poorly secured web form, like a comment field on a blog. Compromised sites can be hosted anywhere in the world and concern nearly any subject imaginable, making it difficult for even an experienced user to identify a compromised site from a list of search results.

Search engines such as Bing have taken a number of measures to help protect users from drive-by downloads. As Bing indexes the web, pages are assessed for malicious elements or malicious behavior. Clicking the link in the list of search results displays a prominent warning, saying that the page may contain malicious software.

At the end of 3Q14, Bing detected 0.00 drive-by download URLs for every 1,000 URLs hosted in Qatar, compared to 0.41 worldwide. At the end of 4Q14, Bing detected 0.00 drive-by download URLs for every 1,000 URLs hosted in Qatar, compared to 0.45 worldwide.

Drive-by download pages per 1,000 URLs hosted in Qatar and worldwide

Metric	October 1, 2014	January 1, 2015
Drive-by download pages per 1,000 URLs, Qatar	0.00	0.00
<i>Drive-by download pages per 1,000 URLs worldwide</i>	<i>0.41</i>	<i>0.45</i>



# Romania

The statistics presented here are generated by Microsoft security programs and services running on computers in Romania in 4Q14 and previous quarters. This data is provided from administrators or users who choose to opt in to provide data to Microsoft, using IP address geolocation to determine country or region.

On computers running real-time security software, most attempts by malware to infect computers are blocked before they succeed. Therefore, for a comprehensive understanding of the malware landscape, it's important to consider infection attempts that are blocked as well as infections that are removed. For this reason, Microsoft uses two different metrics to measure malware prevalence:

- *Encounter rate* is simply the percentage of computers running Microsoft real-time security products that report a malware encounter, whether the infection attempt succeeds or not.
- *Computers cleaned per mille*, or *CCM*, is an infection rate metric that is defined as the number of computers cleaned for every 1,000 unique computers executing the Malicious Software Removal Tool (MSRT), a free tool distributed through Microsoft update services that removes more than 200 highly prevalent or serious threats from computers.

Infection rate statistics for Romania

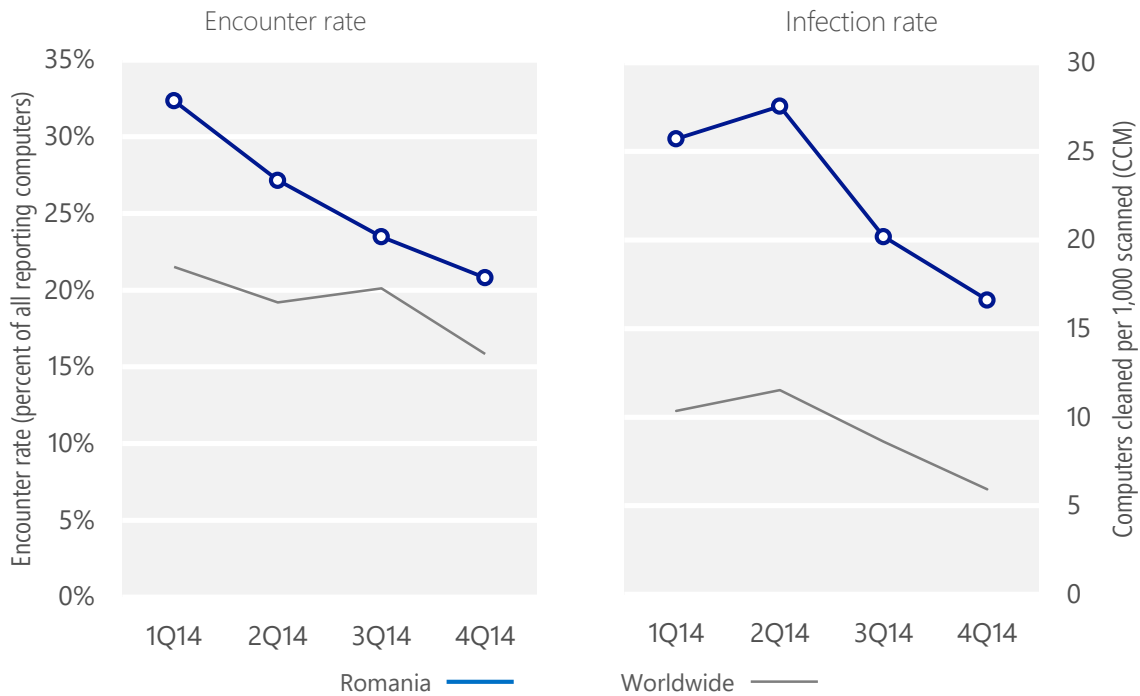
Metric	1Q14	2Q14	3Q14	4Q14
Encounter rate, Romania	32.3%	27.2%	23.5%	20.8%
Worldwide encounter rate	21.5%	19.2%	20.1%	15.9%
CCM, Romania	25.7	27.5	20.2	16.6
Worldwide CCM	10.3	11.5	8.6	5.9

Encounter and infection rates reported here do not include totals for the Brantall, Filcoute, and Rotbrow malware families. See pages 57–64 of [Microsoft Security Intelligence Report, Volume 17](#) for an explanation of this decision.

## Encounter and infection rate trends

In 4Q14, 20.8% percent of computers in Romania encountered malware, compared to the 4Q14 worldwide encounter rate of 15.9 percent. In addition, the MSRT detected and removed malware from 16.6 of every 1,000 unique computers scanned in Romania in 4Q14 (a CCM score of 16.6, compared to the 4Q14 worldwide CCM of 5.9). The following figure shows the encounter and infection rate trends for Romania over the last four quarters, compared to the world as a whole.

Malware encounter and infection rate trends in Romania and worldwide

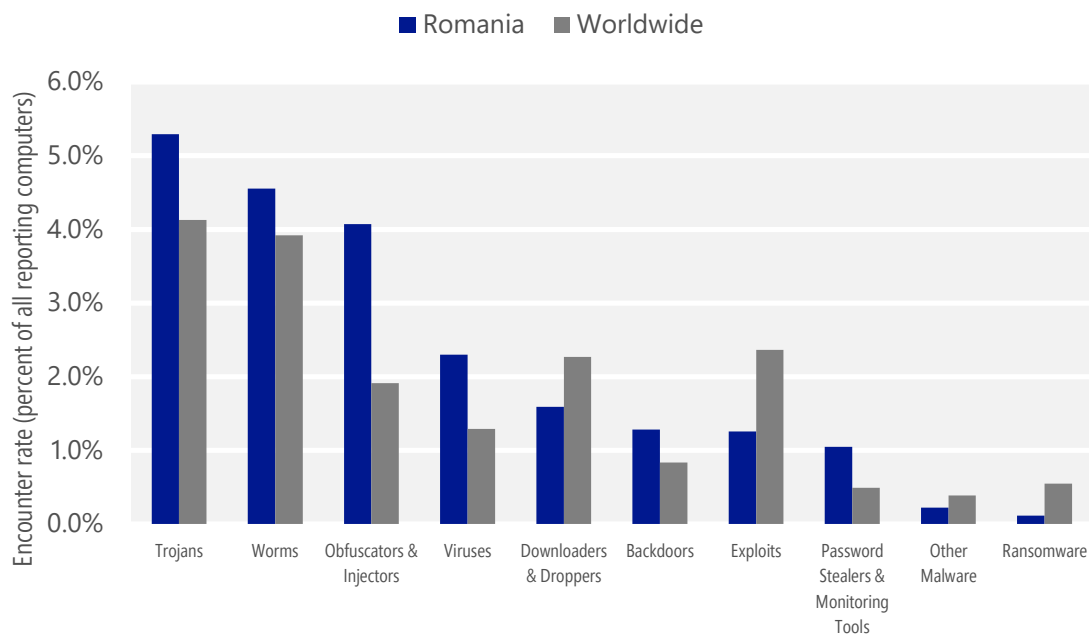


See the Worldwide Threat Assessment section of [Microsoft Security Intelligence Report, Volume 18](http://www.microsoft.com/sir) at [www.microsoft.com/sir](http://www.microsoft.com/sir) for more information about threats in Romania and around the world, and for explanations of the methods and terms used here.



## Malware categories

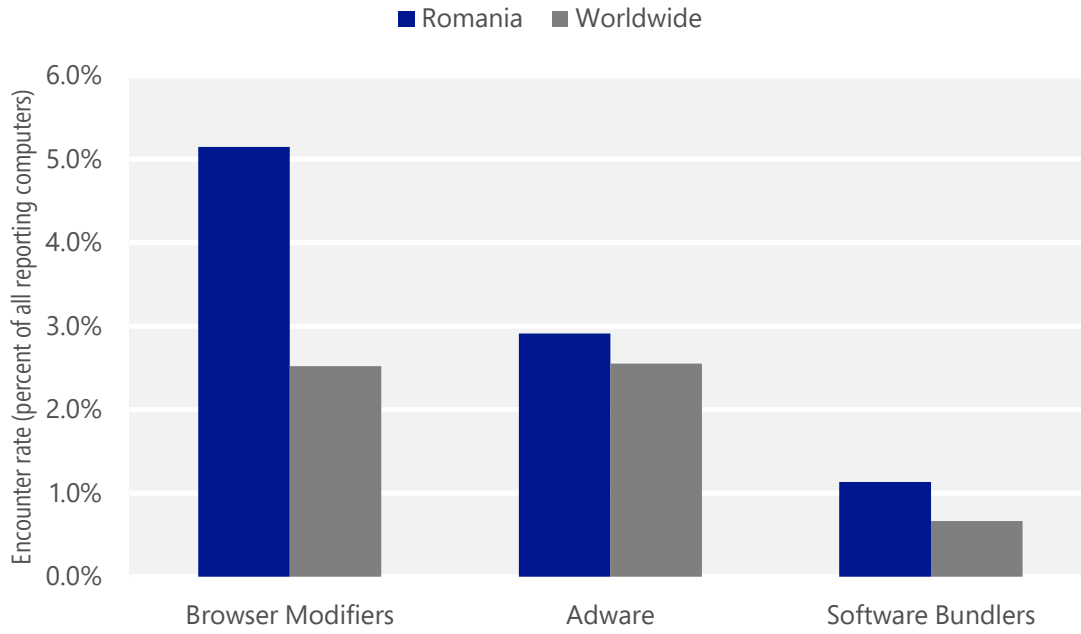
Malware encountered in Romania in 4Q14, by category



- The most common malware category in Romania in 4Q14 was Trojans. It was encountered by 5.3 percent of all computers there, down from 8.6 percent in 3Q14.
- The second most common malware category in Romania in 4Q14 was Worms. It was encountered by 4.6 percent of all computers there, down from 4.6 percent in 3Q14.
- The third most common malware category in Romania in 4Q14 was Obfuscators & Injectors, which was encountered by 4.1 percent of all computers there, down from 4.1 percent in 3Q14.

## Unwanted software categories

Unwanted software encountered in Romania in 4Q14, by category



- The most common unwanted software category in Romania in 4Q14 was Browser Modifiers. It was encountered by 5.1 percent of all computers there, down from 6.9 percent in 3Q14.
- The second most common unwanted software category in Romania in 4Q14 was Adware. It was encountered by 2.9 percent of all computers there, up from 0.8 percent in 3Q14.
- The third most common unwanted software category in Romania in 4Q14 was Software Bundlers, which was encountered by 1.1 percent of all computers there, up from 0.1 percent in 3Q14.

## Top malware families by encounter rate

The most common malware families encountered in Romania in 4Q14

	Family	Most significant category	% of reporting computers
1	<a href="#">INF/Autorun</a>	Obfuscators & Injectors	2.1%
2	<a href="#">Win32/Obfuscator</a>	Obfuscators & Injectors	1.9%
3	<a href="#">Win32/Sality</a>	Viruses	1.3%
4	<a href="#">Win32/Brontok</a>	Worms	0.9%
5	<a href="#">Win32/Conficker</a>	Worms	0.9%
6	<a href="#">VBS/Jenxcus</a>	Worms	0.8%
7	<a href="#">Win32/Gamarue</a>	Worms	0.8%
8	<a href="#">Win32/Dynamer</a>	Trojans	0.6%
9	<a href="#">Win32/Neshta</a>	Viruses	0.6%
10	<a href="#">Win32/Ramnit</a>	Trojans	0.5%

- The most common malware family encountered in Romania in 4Q14 was [INF/Autorun](#), which was encountered by 2.1 percent of reporting computers there. [INF/Autorun](#) is a family of worms that spreads by copying itself to the mapped drives of an infected computer. The mapped drives may include network or removable drives.
- The second most common malware family encountered in Romania in 4Q14 was [Win32/Obfuscator](#), which was encountered by 1.9 percent of reporting computers there. [Win32/Obfuscator](#) is a generic detection for programs that have had their purpose disguised to hinder analysis or detection by antivirus scanners. Such programs commonly employ a combination of methods, including encryption, compression, anti-debugging and anti-emulation techniques.
- The third most common malware family encountered in Romania in 4Q14 was [Win32/Sality](#), which was encountered by 1.3 percent of reporting computers there. [Win32/Sality](#) is a family of polymorphic file infectors that target executable files with the extensions .scr or .exe. They may execute a damaging payload that deletes files with certain extensions and terminates security-related processes and services.
- The fourth most common malware family encountered in Romania in 4Q14 was [Win32/Brontok](#), which was encountered by 0.9 percent of reporting computers there. [Win32/Brontok](#) is a mass-mailing email worm that spreads by sending copies of itself as email attachments to addresses gathered from files on the infected computer, and by copying itself to removable volumes. Brontok can disable security software, and may conduct DoS attacks against certain websites.

## Top unwanted software families by encounter rate

The most common unwanted software families encountered in Romania in 4Q14

	Family	Most significant category	% of reporting computers
1	<a href="#">Win32/Couponruc</a>	Browser Modifiers	4.0%
2	<a href="#">Win32/Costmin</a>	Adware	1.5%
3	<a href="#">Win32/Defaulttab</a>	Browser Modifiers	1.3%
4	<a href="#">Win32/BetterSurf</a>	Adware	1.2%
5	<a href="#">Win32/Gofilexpress</a>	Software Bundlers	0.9%

- The most common unwanted software family encountered in Romania in 4Q14 was [Win32/Couponruc](#), which was encountered by 4.0 percent of reporting computers there. [Win32/Couponruc](#) is a browser modifier that changes browser settings and may also modify some computer and Internet settings.
- The second most common unwanted software family encountered in Romania in 4Q14 was [Win32/Costmin](#), which was encountered by 1.5 percent of reporting computers there. [Win32/Costmin](#) is an adware family that installs itself as a browser extension for Internet Explorer, Mozilla Firefox, and Google Chrome, and displays advertisements as the user browses the Internet.
- The third most common unwanted software family encountered in Romania in 4Q14 was [Win32/Defaulttab](#), which was encountered by 1.3 percent of reporting computers there. [Win32/Defaulttab](#) is a browser modifier that redirects web browser searches and prevents the user from changing browser settings.

## Top threat families by infection rate

The most common malware families by infection rate in Romania in 4Q14

	Family	Most significant category	Infection rate (CCM)
1	<a href="#">Win32/Sality</a>	Viruses	6.2
2	<a href="#">Win32/Brontok</a>	Worms	2.1
3	<a href="#">Win32/Ramnit</a>	Trojans	1.5
4	<a href="#">Win32/Pramro</a>	Trojans	1.4
5	<a href="#">VBS/Jenxcus</a>	Worms	1.4
6	<a href="#">JS/Kilim</a>	Trojans	1.1
7	<a href="#">Win32/Gamarue</a>	Worms	1.0
8	<a href="#">Win32/Helompy</a>	Worms	0.6
9	<a href="#">Win32/Wysotot</a>	Trojans	0.4
10	<a href="#">Win32/Sefnit</a>	Trojans	0.4

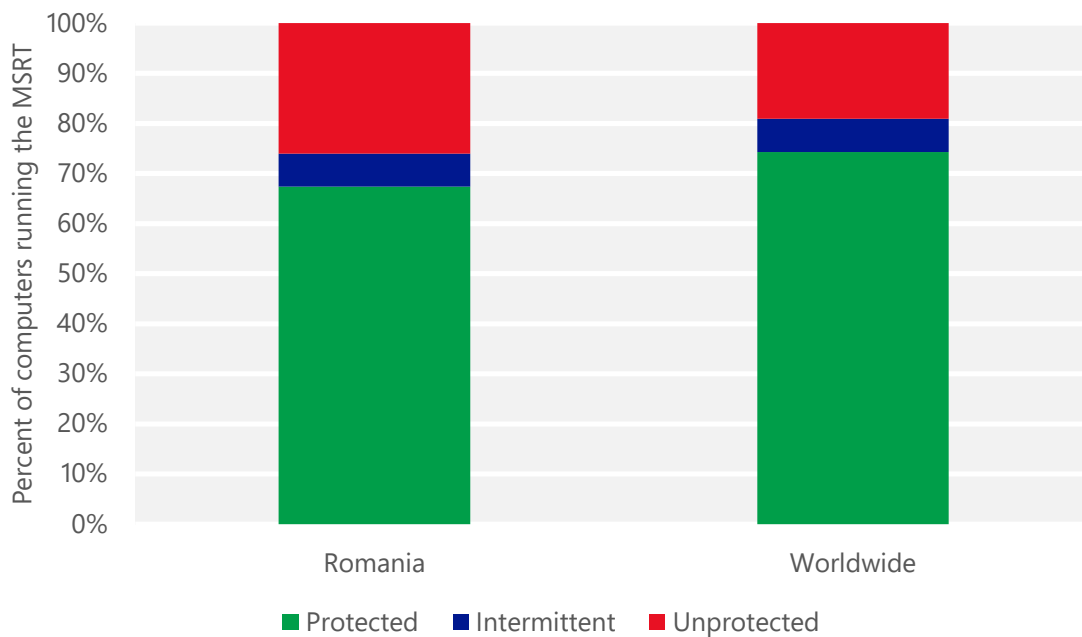
- The most common threat family infecting computers in Romania in 4Q14 was [Win32/Sality](#), which was detected and removed from 6.2 of every 1,000 unique computers scanned by the MSRT. [Win32/Sality](#) is a family of polymorphic file infectors that target executable files with the extensions .scr or .exe. They may execute a damaging payload that deletes files with certain extensions and terminates security-related processes and services.
- The second most common threat family infecting computers in Romania in 4Q14 was [Win32/Brontok](#), which was detected and removed from 2.1 of every 1,000 unique computers scanned by the MSRT. [Win32/Brontok](#) is a mass-mailing email worm that spreads by sending copies of itself as email attachments to addresses gathered from files on the infected computer, and by copying itself to removable volumes. Brontok can disable security software, and may conduct DoS attacks against certain websites.
- The third most common threat family infecting computers in Romania in 4Q14 was [Win32/Ramnit](#), which was detected and removed from 1.5 of every 1,000 unique computers scanned by the MSRT. [Win32/Ramnit](#) is a family of multi-component malware that infects executable files, Microsoft Office files, and HTML files. Win32/Ramnit spreads to removable drives and steals sensitive information such as saved FTP credentials and browser cookies. It may also open a backdoor to await instructions from a remote attacker.
- The fourth most common threat family infecting computers in Romania in 4Q14 was [Win32/Pramro](#), which was detected and removed from 1.4 of every 1,000 unique computers scanned by the MSRT. [Win32/Pramro](#) is a trojan that creates a proxy on the infected computer for email and HTTP traffic, and is used to send spam email.

## Security software use

Recent releases of the MSRT collect and report details about the state of real-time antimalware software on a computer, if the computer's administrator has chosen to opt in to provide data to Microsoft. This telemetry data makes it possible to analyze security software usage patterns around the world and correlate them with infection rates.

A typical computer runs the MSRT three times each quarter, once for each monthly version of the tool that Microsoft releases. In the figure below, "Protected" represents computers that had real-time security software active and up-to-date every time the MSRT ran during a quarter; "Intermittently protected" represents computers that had security software active during one or more MSRT executions, but not all of them; and "Unprotected" represents computers that did not have security software active during any MSRT executions that quarter.

Percent of computers in Romania and worldwide protected by real-time security software in 4Q14



## Drive-by download sites

A *drive-by download* site is a website that hosts one or more exploits that target vulnerabilities in web browsers and browser add-ons. Users with vulnerable computers can be infected with malware simply by visiting such a website, even without attempting to download anything. Drive-by download pages are usually hosted on legitimate Web sites to which an attacker has posted exploit code. Attackers gain access to legitimate sites through intrusion or by posting malicious code to a poorly secured web form, like a comment field on a blog. Compromised sites can be hosted anywhere in the world and concern nearly any subject imaginable, making it difficult for even an experienced user to identify a compromised site from a list of search results.

Search engines such as Bing have taken a number of measures to help protect users from drive-by downloads. As Bing indexes the web, pages are assessed for malicious elements or malicious behavior. Clicking the link in the list of search results displays a prominent warning, saying that the page may contain malicious software.

At the end of 3Q14, Bing detected 0.24 drive-by download URLs for every 1,000 URLs hosted in Romania, compared to 0.41 worldwide. At the end of 4Q14, Bing detected 0.23 drive-by download URLs for every 1,000 URLs hosted in Romania, compared to 0.45 worldwide.

Drive-by download pages per 1,000 URLs hosted in Romania and worldwide

Metric	October 1, 2014	January 1, 2015
Drive-by download pages per 1,000 URLs, Romania	0.24	0.23
<i>Drive-by download pages per 1,000 URLs worldwide</i>	<i>0.41</i>	<i>0.45</i>





# Russia

The statistics presented here are generated by Microsoft security programs and services running on computers in Russia in 4Q14 and previous quarters. This data is provided from administrators or users who choose to opt in to provide data to Microsoft, using IP address geolocation to determine country or region.

On computers running real-time security software, most attempts by malware to infect computers are blocked before they succeed. Therefore, for a comprehensive understanding of the malware landscape, it's important to consider infection attempts that are blocked as well as infections that are removed. For this reason, Microsoft uses two different metrics to measure malware prevalence:

- *Encounter rate* is simply the percentage of computers running Microsoft real-time security products that report a malware encounter, whether the infection attempt succeeds or not.
- *Computers cleaned per mille*, or CCM, is an infection rate metric that is defined as the number of computers cleaned for every 1,000 unique computers executing the Malicious Software Removal Tool (MSRT), a free tool distributed through Microsoft update services that removes more than 200 highly prevalent or serious threats from computers.

Infection rate statistics for Russia

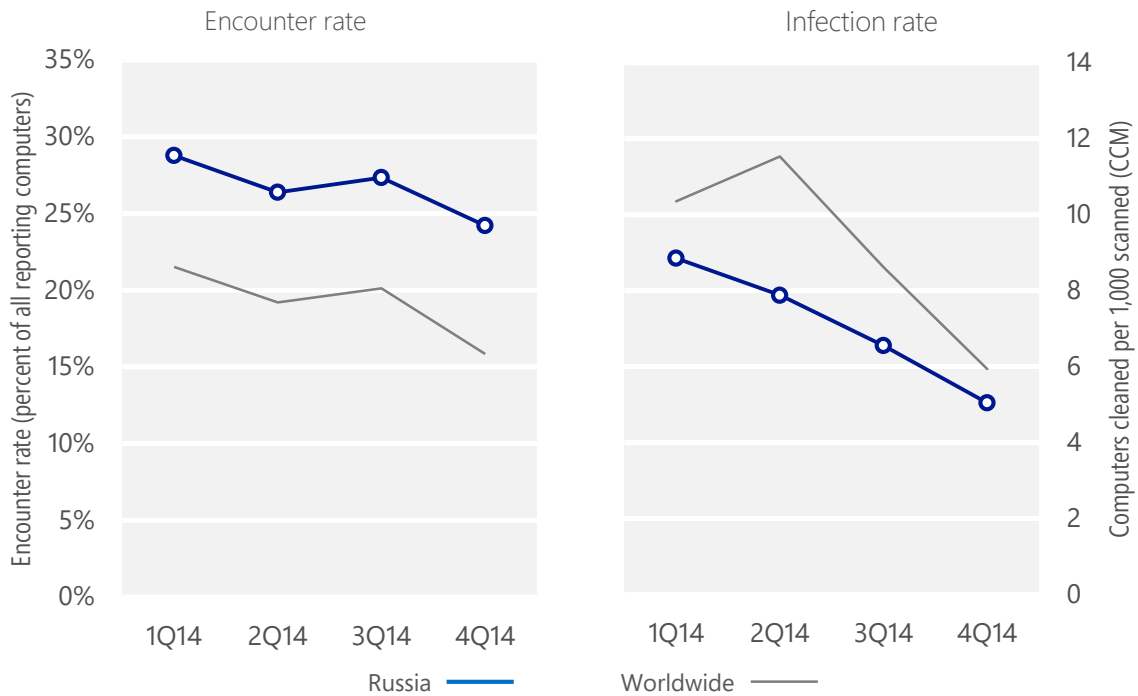
Metric	1Q14	2Q14	3Q14	4Q14
Encounter rate, Russia	28.8%	26.4%	27.3%	24.2%
Worldwide encounter rate	21.5%	19.2%	20.1%	15.9%
CCM, Russia	8.9	7.9	6.6	5.0
Worldwide CCM	10.3	11.5	8.6	5.9

Encounter and infection rates reported here do not include totals for the Brantall, Filcoute, and Rotbrow malware families. See pages 57–64 of [Microsoft Security Intelligence Report, Volume 17](#) for an explanation of this decision.

## Encounter and infection rate trends

In 4Q14, 24.2% percent of computers in Russia encountered malware, compared to the 4Q14 worldwide encounter rate of 15.9 percent. In addition, the MSRT detected and removed malware from 5.0 of every 1,000 unique computers scanned in Russia in 4Q14 (a CCM score of 5.0, compared to the 4Q14 worldwide CCM of 5.9). The following figure shows the encounter and infection rate trends for Russia over the last four quarters, compared to the world as a whole.

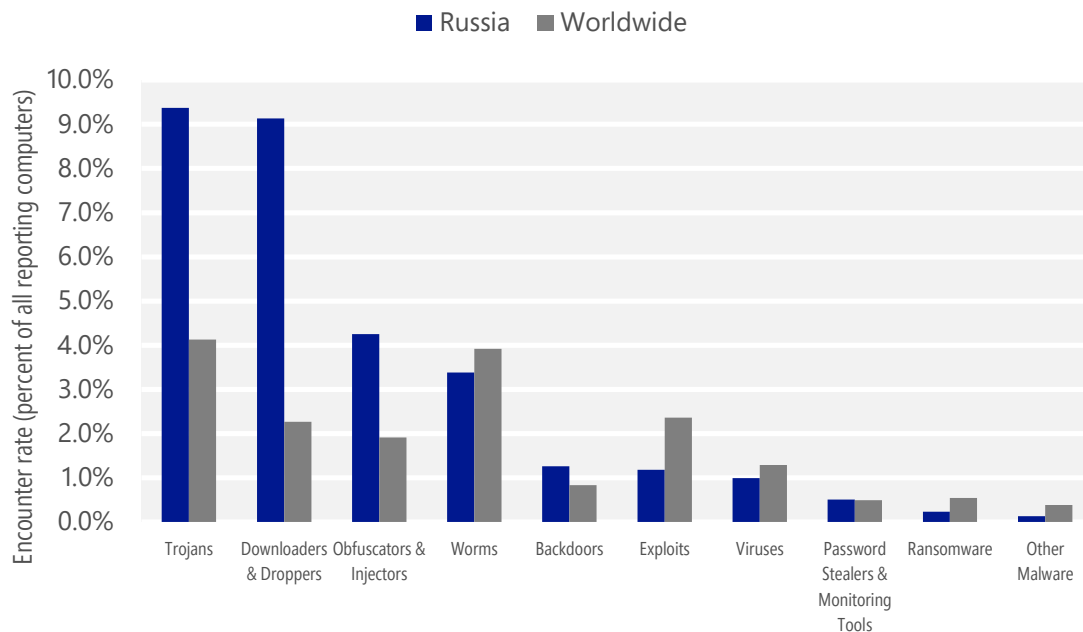
Malware encounter and infection rate trends in Russia and worldwide



See the Worldwide Threat Assessment section of [Microsoft Security Intelligence Report, Volume 18](http://www.microsoft.com/sir) at [www.microsoft.com/sir](http://www.microsoft.com/sir) for more information about threats in Russia and around the world, and for explanations of the methods and terms used here.

## Malware categories

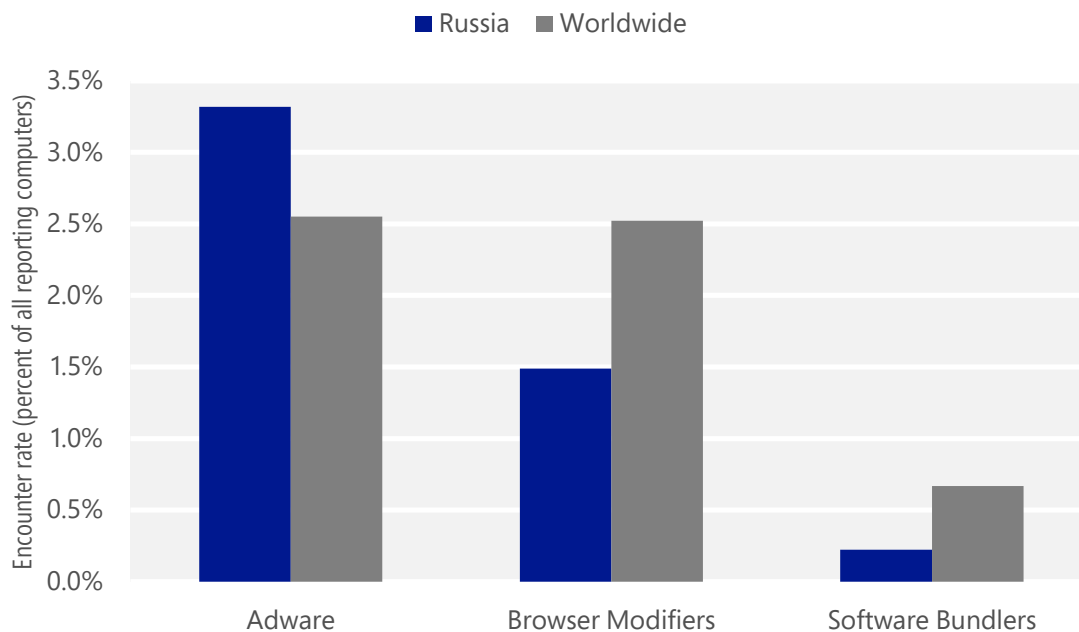
Malware encountered in Russia in 4Q14, by category



- The most common malware category in Russia in 4Q14 was Trojans. It was encountered by 9.4 percent of all computers there, down from 11.9 percent in 3Q14.
- The second most common malware category in Russia in 4Q14 was Downloaders & Droppers. It was encountered by 9.1 percent of all computers there, down from 10.2 percent in 3Q14.
- The third most common malware category in Russia in 4Q14 was Obfuscators & Injectors, which was encountered by 4.3 percent of all computers there, up from 3.9 percent in 3Q14.

## Unwanted software categories

Unwanted software encountered in Russia in 4Q14, by category



- The most common unwanted software category in Russia in 4Q14 was Adware. It was encountered by 3.3 percent of all computers there, down from 5.3 percent in 3Q14.
- The second most common unwanted software category in Russia in 4Q14 was Browser Modifiers. It was encountered by 1.5 percent of all computers there, up from 0.4 percent in 3Q14.
- The third most common unwanted software category in Russia in 4Q14 was Software Bundlers, which was encountered by 0.2 percent of all computers there, up from 0.1 percent in 3Q14.

## Top malware families by encounter rate

The most common malware families encountered in Russia in 4Q14

	Family	Most significant category	% of reporting computers
1	<a href="#">Win32/Ogimant</a>	Downloaders & Droppers	8.1%
2	<a href="#">Win32/Obfuscator</a>	Obfuscators & Injectors	3.6%
3	<a href="#">Win32/Peaac</a>	Trojans	2.9%
4	<a href="#">Win32/Dynamer</a>	Trojans	0.9%
5	<a href="#">Win32/Peals</a>	Trojans	0.8%
6	<a href="#">INF/Autorun</a>	Obfuscators & Injectors	0.8%
7	<a href="#">Win32/Gamarue</a>	Worms	0.7%
8	<a href="#">Win32/Dorkbot</a>	Worms	0.6%
9	<a href="#">JS/Redirector</a>	Trojans	0.5%
10	<a href="#">Win32/Anaki</a>	Trojans	0.5%

- The most common malware family encountered in Russia in 4Q14 was [Win32/Ogimant](#), which was encountered by 8.1 percent of reporting computers there. [Win32/Ogimant](#) is a threat that claims to help download items from the Internet, but actually downloads and runs files that are specified by a remote attacker.
- The second most common malware family encountered in Russia in 4Q14 was [Win32/Obfuscator](#), which was encountered by 3.6 percent of reporting computers there. [Win32/Obfuscator](#) is a generic detection for programs that have had their purpose disguised to hinder analysis or detection by antivirus scanners. Such programs commonly employ a combination of methods, including encryption, compression, anti-debugging and anti-emulation techniques.
- The third most common malware family encountered in Russia in 4Q14 was [Win32/Peaac](#), which was encountered by 2.9 percent of reporting computers there. [Win32/Peaac](#) is a generic detection for various threats that display trojan characteristics.
- The fourth most common malware family encountered in Russia in 4Q14 was [Win32/Dynamer](#), which was encountered by 0.9 percent of reporting computers there. [Win32/Dynamer](#) is a generic detection for a variety of threats.

## Top unwanted software families by encounter rate

The most common unwanted software families encountered in Russia in 4Q14

	Family	Most significant category	% of reporting computers
1	<a href="#">Win32/BetterSurf</a>	Adware	1.4%
2	<a href="#">Win32/Couponruc</a>	Browser Modifiers	1.3%
3	<a href="#">Win32/Pirrit</a>	Adware	0.9%
4	<a href="#">Win32/Pennybee</a>	Adware	0.8%
5	<a href="#">Win32/Costmin</a>	Adware	0.2%

- The most common unwanted software family encountered in Russia in 4Q14 was [Win32/BetterSurf](#), which was encountered by 1.4 percent of reporting computers there. [Win32/BetterSurf](#) is adware that displays unwanted ads on search engine results pages and other websites. It may be included with software bundles that offer free applications or games.
- The second most common unwanted software family encountered in Russia in 4Q14 was [Win32/Couponruc](#), which was encountered by 1.3 percent of reporting computers there. [Win32/Couponruc](#) is a browser modifier that changes browser settings and may also modify some computer and Internet settings.
- The third most common unwanted software family encountered in Russia in 4Q14 was [Win32/Pirrit](#), which was encountered by 0.9 percent of reporting computers there. [Win32/Pirrit](#) is a program that shows ads as the user browses the web. It can be downloaded from the program's website or bundled with some third-party software installation programs.

## Top threat families by infection rate

The most common malware families by infection rate in Russia in 4Q14

	Family	Most significant category	Infection rate (CCM)
1	<a href="#">Win32/Gamarue</a>	Worms	0.8
2	<a href="#">Win32/Brontok</a>	Worms	0.6
3	<a href="#">Win32/Dorkbot</a>	Worms	0.6
4	<a href="#">Win32/Ramnit</a>	Trojans	0.5
5	<a href="#">Win32/Sality</a>	Viruses	0.3
6	<a href="#">Win32/Tofsee</a>	Backdoors	0.3
7	<a href="#">Win32/Lethic</a>	Trojans	0.2
8	<a href="#">Win32/Deminix</a>	Trojans	0.2
9	<a href="#">Win32/Wysotot</a>	Trojans	0.2
10	<a href="#">Win32/Sefnit</a>	Trojans	0.2

- The most common threat family infecting computers in Russia in 4Q14 was [Win32/Gamarue](#), which was detected and removed from 0.8 of every 1,000 unique computers scanned by the MSRT. [Win32/Gamarue](#) is a worm that is commonly distributed via exploit kits and social engineering. Variants have been observed stealing information from the local computer and communicating with command-and-control (C&C) servers managed by attackers.
- The second most common threat family infecting computers in Russia in 4Q14 was [Win32/Brontok](#), which was detected and removed from 0.6 of every 1,000 unique computers scanned by the MSRT. [Win32/Brontok](#) is a mass-mailing email worm that spreads by sending copies of itself as email attachments to addresses gathered from files on the infected computer, and by copying itself to removable volumes. Brontok can disable security software, and may conduct DoS attacks against certain websites.
- The third most common threat family infecting computers in Russia in 4Q14 was [Win32/Dorkbot](#), which was detected and removed from 0.6 of every 1,000 unique computers scanned by the MSRT. [Win32/Dorkbot](#) is a worm that spreads via instant messaging and removable drives. It also contains backdoor functionality that allows unauthorized access and control of the affected computer. Win32/Dorkbot may be distributed from compromised or malicious websites using PDF or browser exploits.
- The fourth most common threat family infecting computers in Russia in 4Q14 was [Win32/Ramnit](#), which was detected and removed from 0.5 of every 1,000 unique computers scanned by the MSRT. [Win32/Ramnit](#) is a family of multi-component malware that infects executable files, Microsoft Office files, and HTML files. Win32/Ramnit spreads to removable drives and steals sensitive

information such as saved FTP credentials and browser cookies. It may also open a backdoor to await instructions from a remote attacker.

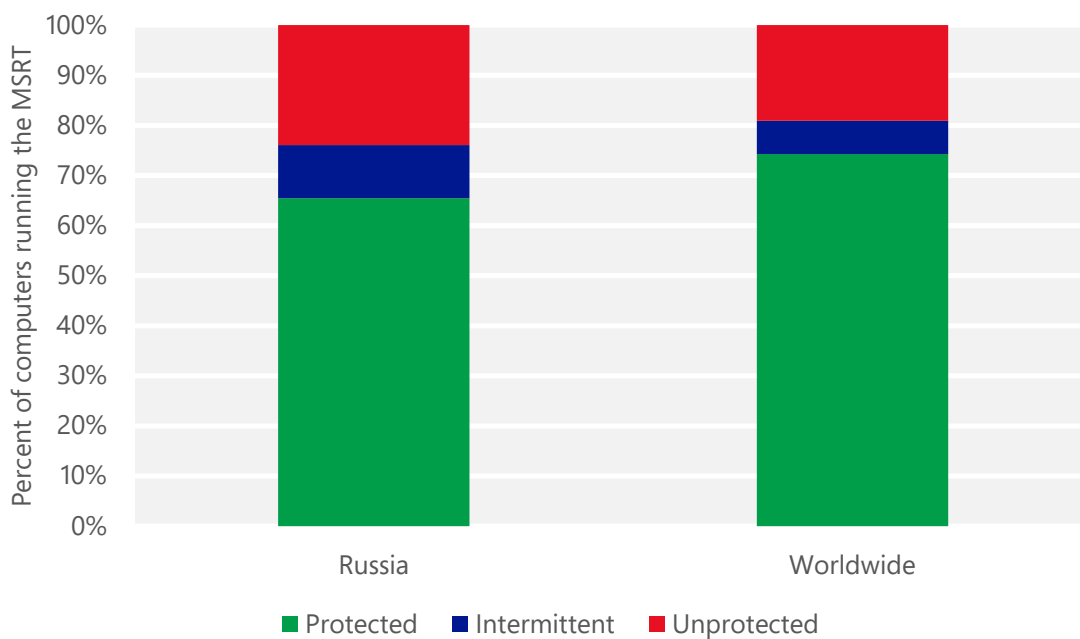


## Security software use

Recent releases of the MSRT collect and report details about the state of real-time antimalware software on a computer, if the computer's administrator has chosen to opt in to provide data to Microsoft. This telemetry data makes it possible to analyze security software usage patterns around the world and correlate them with infection rates.

A typical computer runs the MSRT three times each quarter, once for each monthly version of the tool that Microsoft releases. In the figure below, "Protected" represents computers that had real-time security software active and up-to-date every time the MSRT ran during a quarter; "Intermittently protected" represents computers that had security software active during one or more MSRT executions, but not all of them; and "Unprotected" represents computers that did not have security software active during any MSRT executions that quarter.

Percent of computers in Russia and worldwide protected by real-time security software in 4Q14



## Drive-by download sites

A *drive-by download* site is a website that hosts one or more exploits that target vulnerabilities in web browsers and browser add-ons. Users with vulnerable computers can be infected with malware simply by visiting such a website, even without attempting to download anything. Drive-by download pages are usually hosted on legitimate Web sites to which an attacker has posted exploit code. Attackers gain access to legitimate sites through intrusion or by posting malicious code to a poorly secured web form, like a comment field on a blog. Compromised sites can be hosted anywhere in the world and concern nearly any subject imaginable, making it difficult for even an experienced user to identify a compromised site from a list of search results.

Search engines such as Bing have taken a number of measures to help protect users from drive-by downloads. As Bing indexes the web, pages are assessed for malicious elements or malicious behavior. Clicking the link in the list of search results displays a prominent warning, saying that the page may contain malicious software.

At the end of 3Q14, Bing detected 2.59 drive-by download URLs for every 1,000 URLs hosted in Russia, compared to 0.41 worldwide. At the end of 4Q14, Bing detected 2.39 drive-by download URLs for every 1,000 URLs hosted in Russia, compared to 0.45 worldwide.

Drive-by download pages per 1,000 URLs hosted in Russia and worldwide

Metric	October 1, 2014	January 1, 2015
Drive-by download pages per 1,000 URLs, Russia	2.59	2.39
<i>Drive-by download pages per 1,000 URLs worldwide</i>	<i>0.41</i>	<i>0.45</i>

# Saudi Arabia

The statistics presented here are generated by Microsoft security programs and services running on computers in Saudi Arabia in 4Q14 and previous quarters. This data is provided from administrators or users who choose to opt in to provide data to Microsoft, using IP address geolocation to determine country or region.

On computers running real-time security software, most attempts by malware to infect computers are blocked before they succeed. Therefore, for a comprehensive understanding of the malware landscape, it's important to consider infection attempts that are blocked as well as infections that are removed. For this reason, Microsoft uses two different metrics to measure malware prevalence:

- *Encounter rate* is simply the percentage of computers running Microsoft real-time security products that report a malware encounter, whether the infection attempt succeeds or not.
- *Computers cleaned per mille*, or *CCM*, is an infection rate metric that is defined as the number of computers cleaned for every 1,000 unique computers executing the Malicious Software Removal Tool (MSRT), a free tool distributed through Microsoft update services that removes more than 200 highly prevalent or serious threats from computers.

Infection rate statistics for Saudi Arabia

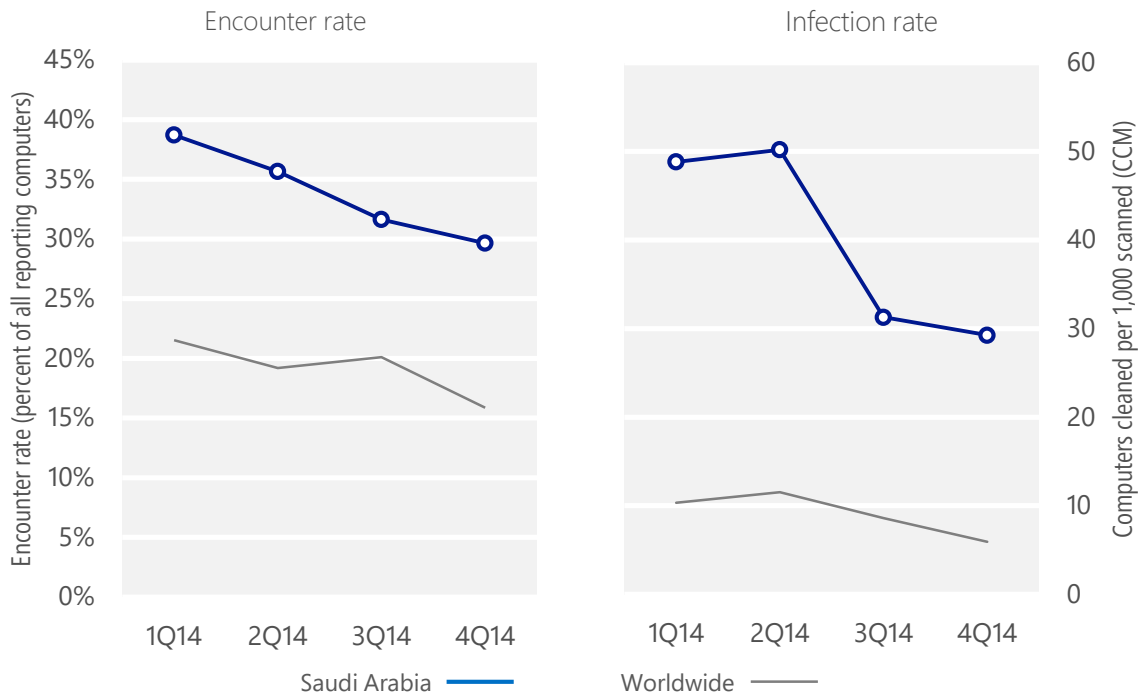
Metric	1Q14	2Q14	3Q14	4Q14
Encounter rate, Saudi Arabia	38.7%	35.7%	31.6%	29.7%
Worldwide encounter rate	21.5%	19.2%	20.1%	15.9%
CCM, Saudi Arabia	48.8	50.2	31.3	29.3
Worldwide CCM	10.3	11.5	8.6	5.9

Encounter and infection rates reported here do not include totals for the Brantall, Filcoute, and Rotbrow malware families. See pages 57–64 of [Microsoft Security Intelligence Report, Volume 17](#) for an explanation of this decision.

## Encounter and infection rate trends

In 4Q14, 29.7% percent of computers in Saudi Arabia encountered malware, compared to the 4Q14 worldwide encounter rate of 15.9 percent. In addition, the MSRT detected and removed malware from 29.3 of every 1,000 unique computers scanned in Saudi Arabia in 4Q14 (a CCM score of 29.3, compared to the 4Q14 worldwide CCM of 5.9). The following figure shows the encounter and infection rate trends for Saudi Arabia over the last four quarters, compared to the world as a whole.

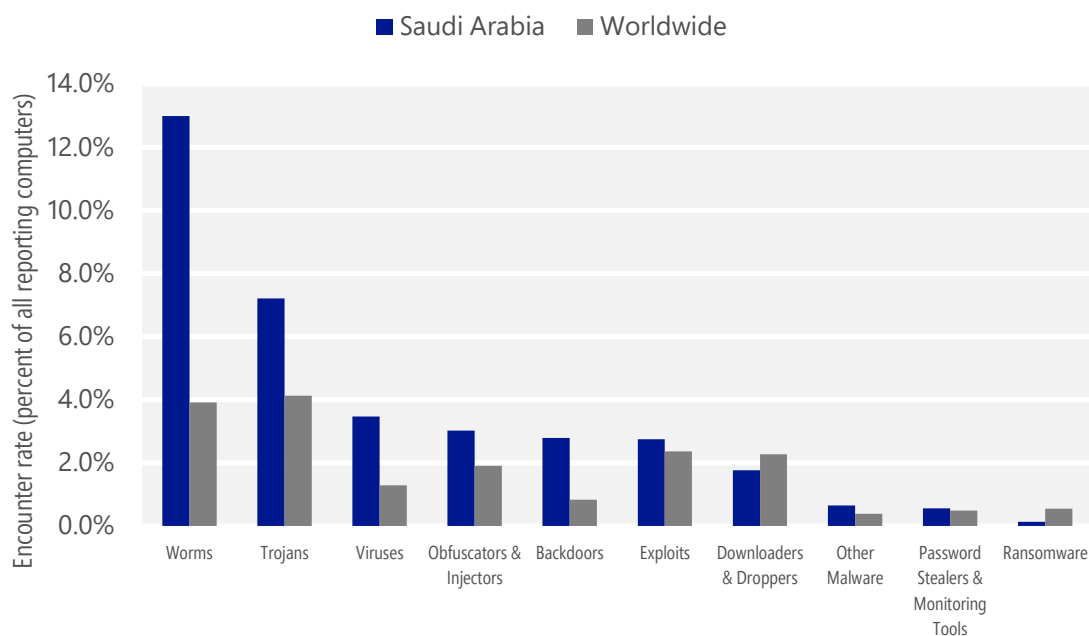
Malware encounter and infection rate trends in Saudi Arabia and worldwide



See the Worldwide Threat Assessment section of [Microsoft Security Intelligence Report, Volume 18](http://www.microsoft.com/sir) at [www.microsoft.com/sir](http://www.microsoft.com/sir) for more information about threats in Saudi Arabia and around the world, and for explanations of the methods and terms used here.

## Malware categories

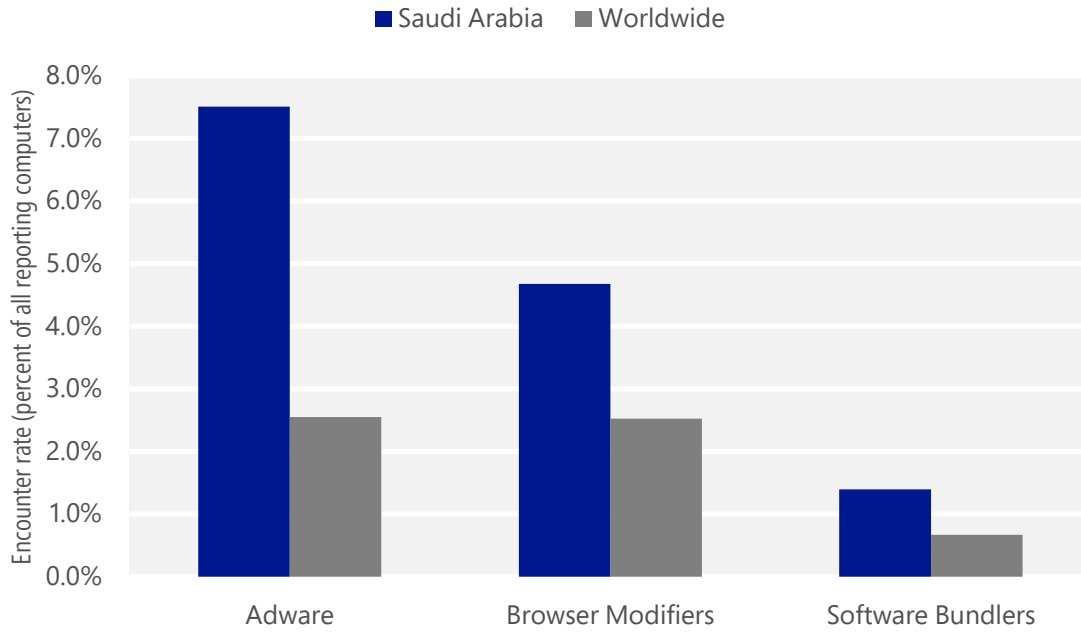
Malware encountered in Saudi Arabia in 4Q14, by category



- The most common malware category in Saudi Arabia in 4Q14 was Worms. It was encountered by 13.0 percent of all computers there, up from 11.1 percent in 3Q14.
- The second most common malware category in Saudi Arabia in 4Q14 was Trojans. It was encountered by 7.2 percent of all computers there, down from 8.9 percent in 3Q14.
- The third most common malware category in Saudi Arabia in 4Q14 was Viruses, which was encountered by 3.5 percent of all computers there, down from 4.5 percent in 3Q14.

## Unwanted software categories

Unwanted software encountered in Saudi Arabia in 4Q14, by category



- The most common unwanted software category in Saudi Arabia in 4Q14 was Adware. It was encountered by 7.5 percent of all computers there, down from 8.9 percent in 3Q14.
- The second most common unwanted software category in Saudi Arabia in 4Q14 was Browser Modifiers. It was encountered by 4.7 percent of all computers there, up from 3.1 percent in 3Q14.
- The third most common unwanted software category in Saudi Arabia in 4Q14 was Software Bundlers, which was encountered by 1.4 percent of all computers there, up from 0.2 percent in 3Q14.

## Top malware families by encounter rate

The most common malware families encountered in Saudi Arabia in 4Q14

	Family	Most significant category	% of reporting computers
1	<a href="#">VBS/Jenxcus</a>	Worms	8.2%
2	<a href="#">INF/Autorun</a>	Obfuscators & Injectors	2.7%
3	<a href="#">Win32/Sality</a>	Viruses	1.3%
4	<a href="#">MSIL/Bladabindi</a>	Backdoors	1.3%
5	<a href="#">Win32/CplLnk</a>	Exploits	1.3%
6	<a href="#">JS/Bondat</a>	Worms	1.2%
7	<a href="#">Win32/Ramnit</a>	Trojans	1.2%
8	<a href="#">Win32/Startpage</a>	Trojans	1.0%
9	<a href="#">Win32/Obfuscator</a>	Obfuscators & Injectors	1.0%
10	<a href="#">Win32/Gamarue</a>	Worms	0.9%

- The most common malware family encountered in Saudi Arabia in 4Q14 was [VBS/Jenxcus](#), which was encountered by 8.2 percent of reporting computers there. [VBS/Jenxcus](#) is a worm that gives an attacker control of the computer. It is spread by infected removable drives, like USB flash drives. It can also be downloaded within a torrent file.
- The second most common malware family encountered in Saudi Arabia in 4Q14 was [INF/Autorun](#), which was encountered by 2.7 percent of reporting computers there. [INF/Autorun](#) is a family of worms that spreads by copying itself to the mapped drives of an infected computer. The mapped drives may include network or removable drives.
- The third most common malware family encountered in Saudi Arabia in 4Q14 was [Win32/Sality](#), which was encountered by 1.3 percent of reporting computers there. [Win32/Sality](#) is a family of polymorphic file infectors that target executable files with the extensions .scr or .exe. They may execute a damaging payload that deletes files with certain extensions and terminates security-related processes and services.
- The fourth most common malware family encountered in Saudi Arabia in 4Q14 was [MSIL/Bladabindi](#), which was encountered by 1.3 percent of reporting computers there. [MSIL/Bladabindi](#) is a family of backdoors created by a malicious hacker tool called NJ Rat. The can steal sensitive information, download other malware, and allow backdoor access to an infected computer.

## Top unwanted software families by encounter rate

The most common unwanted software families encountered in Saudi Arabia in 4Q14

	Family	Most significant category	% of reporting computers
1	<a href="#">Win32/Brya</a>	Adware	4.6%
2	<a href="#">Win32/Couponruc</a>	Browser Modifiers	3.3%
3	<a href="#">Win32/Costmin</a>	Adware	1.4%
4	<a href="#">Win32/BetterSurf</a>	Adware	1.3%
5	<a href="#">Win32/Defaulttab</a>	Browser Modifiers	1.1%

- The most common unwanted software family encountered in Saudi Arabia in 4Q14 was [Win32/Brya](#), which was encountered by 4.6 percent of reporting computers there. [Win32/Brya](#) is a program that shows ads that the user cannot control as they browse the web. It does not have a working uninstaller.
- The second most common unwanted software family encountered in Saudi Arabia in 4Q14 was [Win32/Couponruc](#), which was encountered by 3.3 percent of reporting computers there. [Win32/Couponruc](#) is a browser modifier that changes browser settings and may also modify some computer and Internet settings.
- The third most common unwanted software family encountered in Saudi Arabia in 4Q14 was [Win32/Costmin](#), which was encountered by 1.4 percent of reporting computers there. [Win32/Costmin](#) is an adware family that installs itself as a browser extension for Internet Explorer, Mozilla Firefox, and Google Chrome, and displays advertisements as the user browses the Internet.



## Top threat families by infection rate

The most common malware families by infection rate in Saudi Arabia in 4Q14

	Family	Most significant category	Infection rate (CCM)
1	<a href="#">VBS/Jenxcus</a>	Worms	16.3
2	<a href="#">Win32/Sality</a>	Viruses	4.0
3	<a href="#">MSIL/Bladabindi</a>	Backdoors	2.4
4	<a href="#">Win32/Ramnit</a>	Trojans	1.4
5	<a href="#">Win32/Gamarue</a>	Worms	0.9
6	<a href="#">Win32/Brontok</a>	Worms	0.7
7	<a href="#">Win32/Pramro</a>	Trojans	0.7
8	<a href="#">Win32/Nuqel</a>	Worms	0.6
9	<a href="#">Win32/Dorkbot</a>	Worms	0.6
10	<a href="#">Win32/Vobfus</a>	Worms	0.6

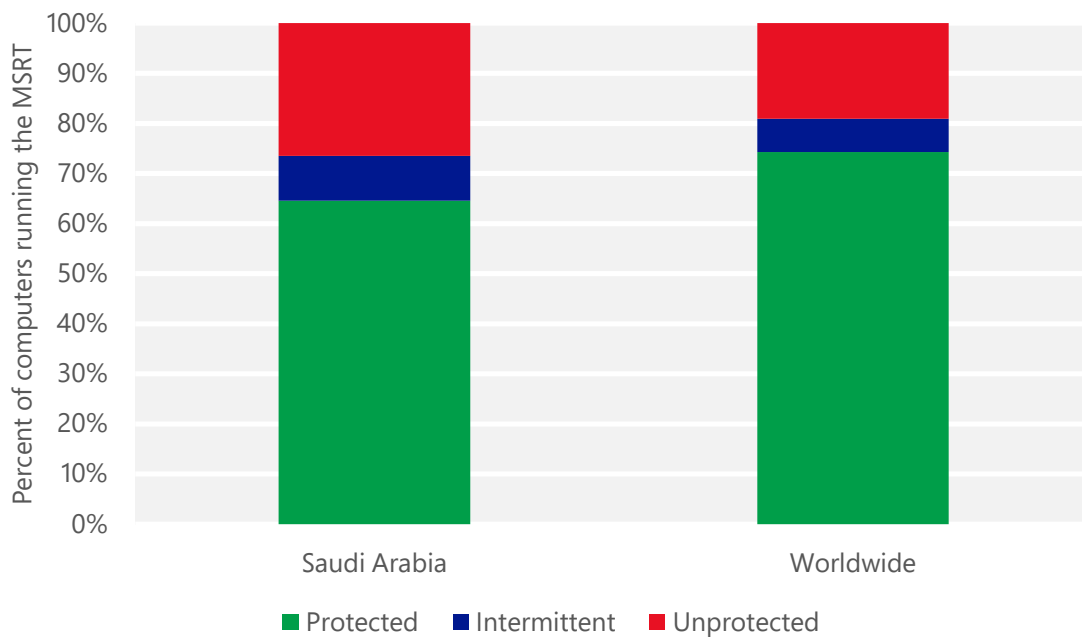
- The most common threat family infecting computers in Saudi Arabia in 4Q14 was [VBS/Jenxcus](#), which was detected and removed from 16.3 of every 1,000 unique computers scanned by the MSRT. [VBS/Jenxcus](#) is a worm that gives an attacker control of the computer. It is spread by infected removable drives, like USB flash drives. It can also be downloaded within a torrent file.
- The second most common threat family infecting computers in Saudi Arabia in 4Q14 was [Win32/Sality](#), which was detected and removed from 4.0 of every 1,000 unique computers scanned by the MSRT. [Win32/Sality](#) is a family of polymorphic file infectors that target executable files with the extensions .scr or .exe. They may execute a damaging payload that deletes files with certain extensions and terminates security-related processes and services.
- The third most common threat family infecting computers in Saudi Arabia in 4Q14 was [MSIL/Bladabindi](#), which was detected and removed from 2.4 of every 1,000 unique computers scanned by the MSRT. [MSIL/Bladabindi](#) is a family of backdoors created by a malicious hacker tool called NJ Rat. The can steal sensitive information, download other malware, and allow backdoor access to an infected computer.
- The fourth most common threat family infecting computers in Saudi Arabia in 4Q14 was [Win32/Ramnit](#), which was detected and removed from 1.4 of every 1,000 unique computers scanned by the MSRT. [Win32/Ramnit](#) is a family of multi-component malware that infects executable files, Microsoft Office files, and HTML files. Win32/Ramnit spreads to removable drives and steals sensitive information such as saved FTP credentials and browser cookies. It may also open a backdoor to await instructions from a remote attacker.

## Security software use

Recent releases of the MSRT collect and report details about the state of real-time antimalware software on a computer, if the computer's administrator has chosen to opt in to provide data to Microsoft. This telemetry data makes it possible to analyze security software usage patterns around the world and correlate them with infection rates.

A typical computer runs the MSRT three times each quarter, once for each monthly version of the tool that Microsoft releases. In the figure below, "Protected" represents computers that had real-time security software active and up-to-date every time the MSRT ran during a quarter; "Intermittently protected" represents computers that had security software active during one or more MSRT executions, but not all of them; and "Unprotected" represents computers that did not have security software active during any MSRT executions that quarter.

Percent of computers in Saudi Arabia and worldwide protected by real-time security software in 4Q14



## Drive-by download sites

A *drive-by download* site is a website that hosts one or more exploits that target vulnerabilities in web browsers and browser add-ons. Users with vulnerable computers can be infected with malware simply by visiting such a website, even without attempting to download anything. Drive-by download pages are usually hosted on legitimate Web sites to which an attacker has posted exploit code. Attackers gain access to legitimate sites through intrusion or by posting malicious code to a poorly secured web form, like a comment field on a blog. Compromised sites can be hosted anywhere in the world and concern nearly any subject imaginable, making it difficult for even an experienced user to identify a compromised site from a list of search results.

Search engines such as Bing have taken a number of measures to help protect users from drive-by downloads. As Bing indexes the web, pages are assessed for malicious elements or malicious behavior. Clicking the link in the list of search results displays a prominent warning, saying that the page may contain malicious software.

At the end of 3Q14, Bing detected 0.12 drive-by download URLs for every 1,000 URLs hosted in Saudi Arabia, compared to 0.41 worldwide. At the end of 4Q14, Bing detected 0.07 drive-by download URLs for every 1,000 URLs hosted in Saudi Arabia, compared to 0.45 worldwide.

Drive-by download pages per 1,000 URLs hosted in Saudi Arabia and worldwide

Metric	October 1, 2014	January 1, 2015
Drive-by download pages per 1,000 URLs, Saudi Arabia	0.12	0.07
<i>Drive-by download pages per 1,000 URLs worldwide</i>	<i>0.41</i>	<i>0.45</i>



# Senegal

The statistics presented here are generated by Microsoft security programs and services running on computers in Senegal in 4Q14 and previous quarters. This data is provided from administrators or users who choose to opt in to provide data to Microsoft, using IP address geolocation to determine country or region.

On computers running real-time security software, most attempts by malware to infect computers are blocked before they succeed. Therefore, for a comprehensive understanding of the malware landscape, it's important to consider infection attempts that are blocked as well as infections that are removed. For this reason, Microsoft uses two different metrics to measure malware prevalence:

- *Encounter rate* is simply the percentage of computers running Microsoft real-time security products that report a malware encounter, whether the infection attempt succeeds or not.
- *Computers cleaned per mille*, or *CCM*, is an infection rate metric that is defined as the number of computers cleaned for every 1,000 unique computers executing the Malicious Software Removal Tool (MSRT), a free tool distributed through Microsoft update services that removes more than 200 highly prevalent or serious threats from computers.

Infection rate statistics for Senegal

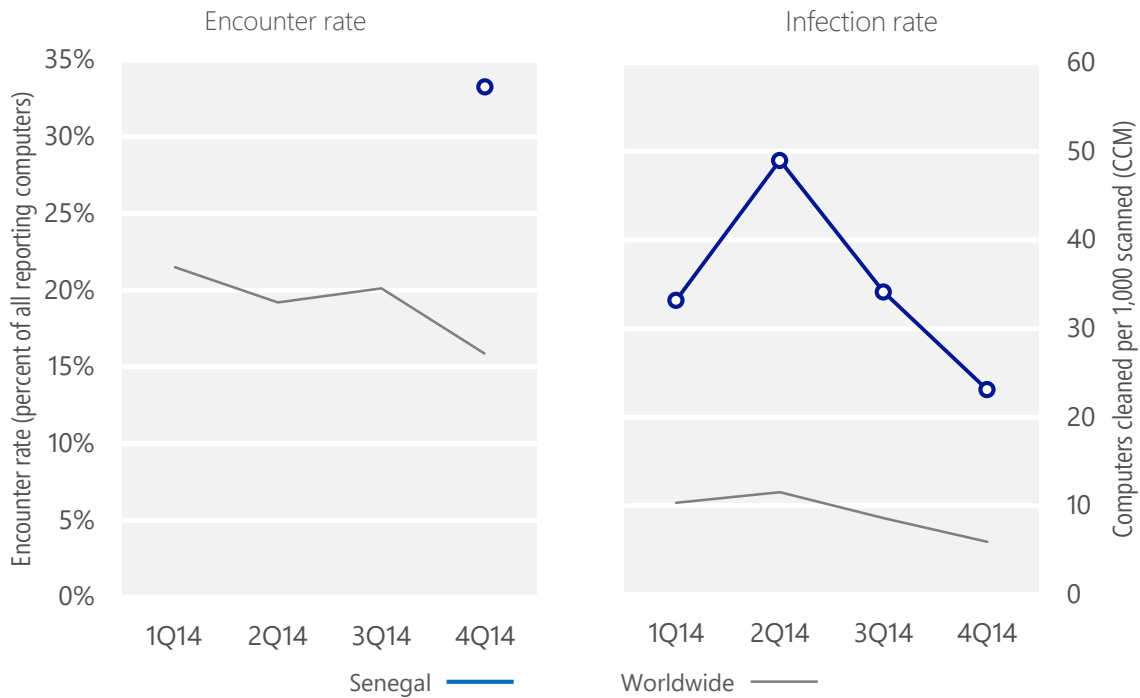
Metric	1Q14	2Q14	3Q14	4Q14
Encounter rate, Senegal	N/A	N/A	N/A	33.2%
Worldwide encounter rate	21.5%	19.2%	20.1%	15.9%
CCM, Senegal	33.2	49.0	34.1	23.1
Worldwide CCM	10.3	11.5	8.6	5.9

Encounter and infection rates reported here do not include totals for the Brantall, Filcoute, and Rotbrow malware families. See pages 57–64 of [Microsoft Security Intelligence Report, Volume 17](#) for an explanation of this decision.

## Encounter and infection rate trends

In 4Q14, 33.2% percent of computers in Senegal encountered malware, compared to the 4Q14 worldwide encounter rate of 15.9 percent. In addition, the MSRT detected and removed malware from 23.1 of every 1,000 unique computers scanned in Senegal in 4Q14 (a CCM score of 23.1, compared to the 4Q14 worldwide CCM of 5.9). The following figure shows the encounter and infection rate trends for Senegal over the last four quarters, compared to the world as a whole.

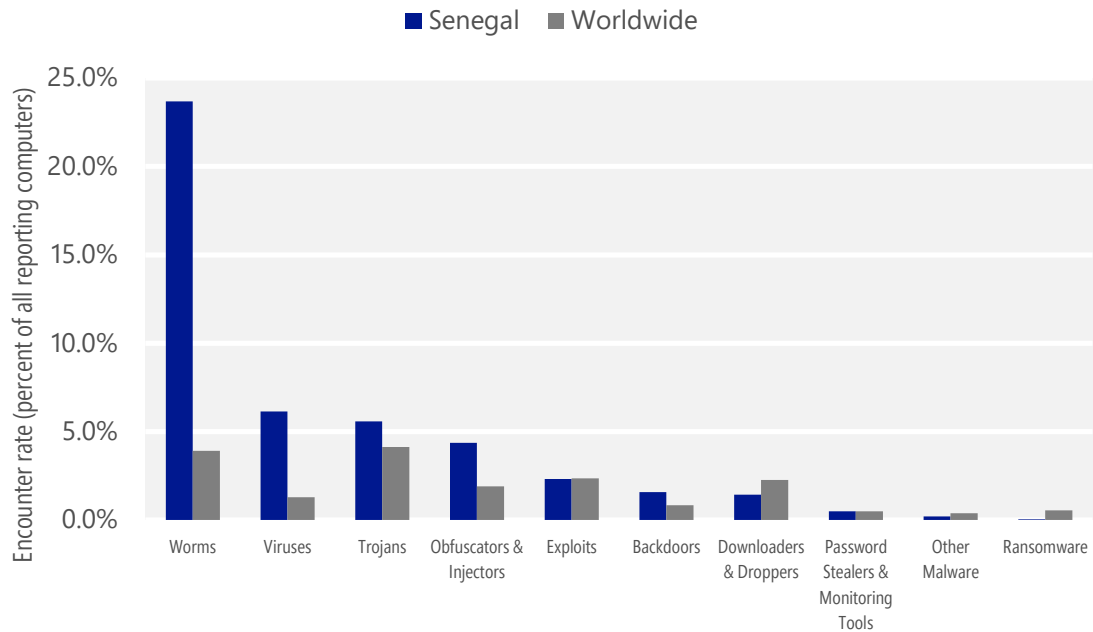
Malware encounter and infection rate trends in Senegal and worldwide



See the Worldwide Threat Assessment section of [Microsoft Security Intelligence Report, Volume 18](http://www.microsoft.com/sir) at [www.microsoft.com/sir](http://www.microsoft.com/sir) for more information about threats in Senegal and around the world, and for explanations of the methods and terms used here.

## Malware categories

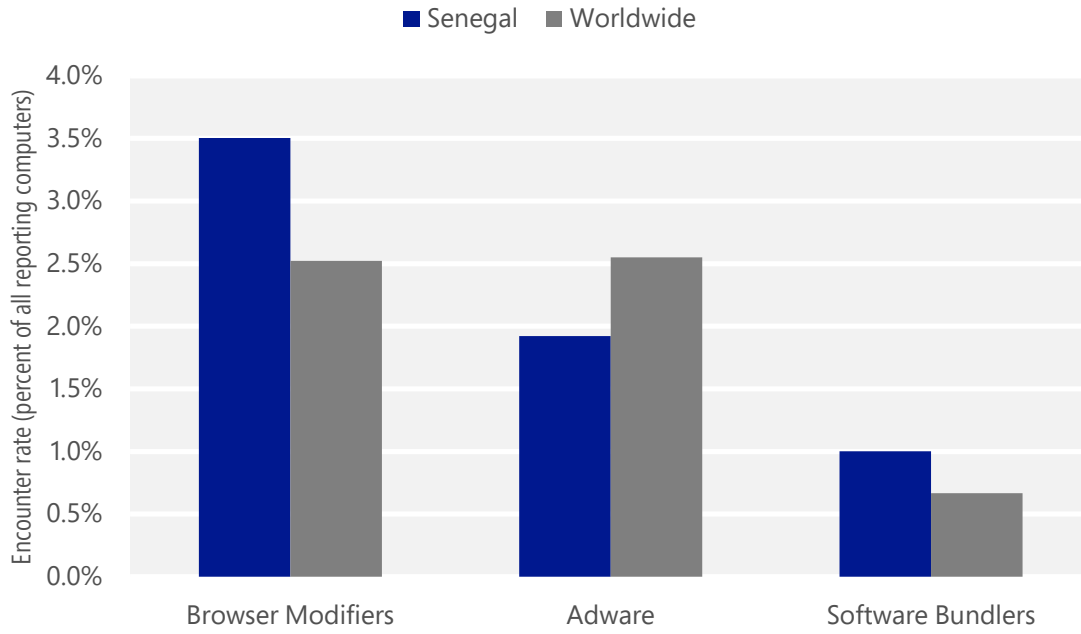
Malware encountered in Senegal in 4Q14, by category



- The most common malware category in Senegal in 4Q14 was Worms. It was encountered by 23.7 percent of all computers there, up from N/A percent in 3Q14.
- The second most common malware category in Senegal in 4Q14 was Viruses. It was encountered by 6.2 percent of all computers there, up from N/A percent in 3Q14.
- The third most common malware category in Senegal in 4Q14 was Trojans, which was encountered by 5.6 percent of all computers there, up from N/A percent in 3Q14.

## Unwanted software categories

Unwanted software encountered in Senegal in 4Q14, by category



- The most common unwanted software category in Senegal in 4Q14 was Browser Modifiers. It was encountered by 3.5 percent of all computers there, up from N/A percent in 3Q14.
- The second most common unwanted software category in Senegal in 4Q14 was Adware. It was encountered by 1.9 percent of all computers there, up from N/A percent in 3Q14.
- The third most common unwanted software category in Senegal in 4Q14 was Software Bundlers, which was encountered by 1.0 percent of all computers there, up from N/A percent in 3Q14.



## Top malware families by encounter rate

The most common malware families encountered in Senegal in 4Q14

	Family	Most significant category	% of reporting computers
1	<a href="#">VBS/Jenxcus</a>	Worms	11.7%
2	<a href="#">INF/Autorun</a>	Obfuscators & Injectors	6.7%
3	<a href="#">VBS/Rtbot</a>	Worms	5.3%
4	<a href="#">VBS/Cantix</a>	Worms	4.8%
5	<a href="#">Win32/Sality</a>	Viruses	3.4%
6	<a href="#">Win32/Ippedo</a>	Worms	2.8%
7	<a href="#">Win32/Virut</a>	Viruses	2.7%
8	<a href="#">Win32/Macoute</a>	Worms	2.6%
9	<a href="#">Win32/Ramnit</a>	Trojans	2.5%
10	<a href="#">Win32/CplLnk</a>	Exploits	1.8%

- The most common malware family encountered in Senegal in 4Q14 was [VBS/Jenxcus](#), which was encountered by 11.7 percent of reporting computers there. [VBS/Jenxcus](#) is a worm that gives an attacker control of the computer. It is spread by infected removable drives, like USB flash drives. It can also be downloaded within a torrent file.
- The second most common malware family encountered in Senegal in 4Q14 was [INF/Autorun](#), which was encountered by 6.7 percent of reporting computers there. [INF/Autorun](#) is a family of worms that spreads by copying itself to the mapped drives of an infected computer. The mapped drives may include network or removable drives.
- The third most common malware family encountered in Senegal in 4Q14 was [VBS/Rtbot](#), which was encountered by 5.3 percent of reporting computers there. [VBS/Rtbot](#) is a worm that gives a malicious hacker access to and control of the computer. It spreads through infected removable drives, such as USB flash drives; drops other malware; and modifies computer settings.
- The fourth most common malware family encountered in Senegal in 4Q14 was [VBS/Cantix](#), which was encountered by 4.8 percent of reporting computers there. [VBS/Cantix](#) is a worm written in VBScript that spreads via removable drives

## Top unwanted software families by encounter rate

The most common unwanted software families encountered in Senegal in 4Q14

	Family	Most significant category	% of reporting computers
1	<a href="#">Win32/Couponruc</a>	Browser Modifiers	2.5%
2	<a href="#">Win32/Defaulttab</a>	Browser Modifiers	1.1%

- The most common unwanted software family encountered in Senegal in 4Q14 was [Win32/Couponruc](#), which was encountered by 2.5 percent of reporting computers there. [Win32/Couponruc](#) is a browser modifier that changes browser settings and may also modify some computer and Internet settings.
- The second most common unwanted software family encountered in Senegal in 4Q14 was [Win32/Defaulttab](#), which was encountered by 1.1 percent of reporting computers there. [Win32/Defaulttab](#) is a browser modifier that redirects web browser searches and prevents the user from changing browser settings.
- The third most common unwanted software family encountered in Senegal in 4Q14 was [N/A](#), which was encountered by percent of reporting computers there.

## Top threat families by infection rate

The most common malware families by infection rate in Senegal in 4Q14

	Family	Most significant category	Infection rate (CCM)
1	<a href="#">VBS/Jenxcus</a>	Worms	11.9
2	<a href="#">Win32/Sality</a>	Viruses	5.7
3	<a href="#">Win32/Ramnit</a>	Trojans	1.8
4	<a href="#">Win32/Gamarue</a>	Worms	1.0
5	<a href="#">Win32/Pramro</a>	Trojans	0.6
6	<a href="#">MSIL/Bladabindi</a>	Backdoors	0.6
7	<a href="#">Win32/Yeltminky</a>	Worms	0.6
8	<a href="#">Win32/Vobfus</a>	Worms	0.4
9	<a href="#">Win32/Chir</a>	Viruses	0.3
10	<a href="#">Win32/Sefnit</a>	Trojans	0.3

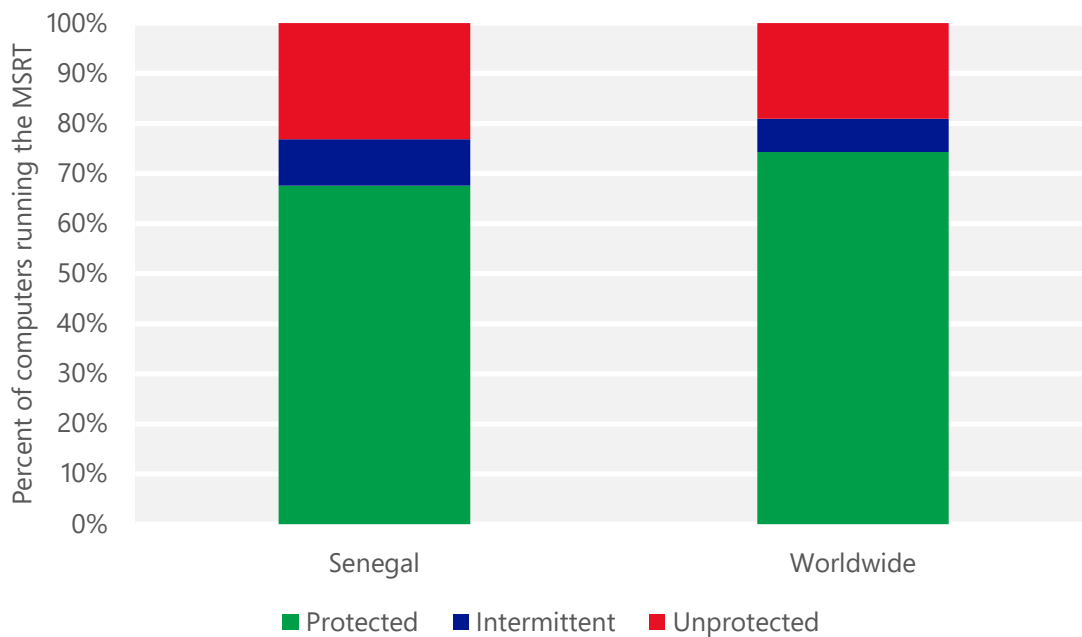
- The most common threat family infecting computers in Senegal in 4Q14 was [VBS/Jenxcus](#), which was detected and removed from 11.9 of every 1,000 unique computers scanned by the MSRT. [VBS/Jenxcus](#) is a worm that gives an attacker control of the computer. It is spread by infected removable drives, like USB flash drives. It can also be downloaded within a torrent file.
- The second most common threat family infecting computers in Senegal in 4Q14 was [Win32/Sality](#), which was detected and removed from 5.7 of every 1,000 unique computers scanned by the MSRT. [Win32/Sality](#) is a family of polymorphic file infectors that target executable files with the extensions .scr or .exe. They may execute a damaging payload that deletes files with certain extensions and terminates security-related processes and services.
- The third most common threat family infecting computers in Senegal in 4Q14 was [Win32/Ramnit](#), which was detected and removed from 1.8 of every 1,000 unique computers scanned by the MSRT. [Win32/Ramnit](#) is a family of multi-component malware that infects executable files, Microsoft Office files, and HTML files. Win32/Ramnit spreads to removable drives and steals sensitive information such as saved FTP credentials and browser cookies. It may also open a backdoor to await instructions from a remote attacker.
- The fourth most common threat family infecting computers in Senegal in 4Q14 was [Win32/Gamarue](#), which was detected and removed from 1.0 of every 1,000 unique computers scanned by the MSRT. [Win32/Gamarue](#) is a worm that is commonly distributed via exploit kits and social engineering. Variants have been observed stealing information from the local computer and communicating with command-and-control (C&C) servers managed by attackers.

## Security software use

Recent releases of the MSRT collect and report details about the state of real-time antimalware software on a computer, if the computer's administrator has chosen to opt in to provide data to Microsoft. This telemetry data makes it possible to analyze security software usage patterns around the world and correlate them with infection rates.

A typical computer runs the MSRT three times each quarter, once for each monthly version of the tool that Microsoft releases. In the figure below, "Protected" represents computers that had real-time security software active and up-to-date every time the MSRT ran during a quarter; "Intermittently protected" represents computers that had security software active during one or more MSRT executions, but not all of them; and "Unprotected" represents computers that did not have security software active during any MSRT executions that quarter.

Percent of computers in Senegal and worldwide protected by real-time security software in 4Q14



## Drive-by download sites

A *drive-by download* site is a website that hosts one or more exploits that target vulnerabilities in web browsers and browser add-ons. Users with vulnerable computers can be infected with malware simply by visiting such a website, even without attempting to download anything. Drive-by download pages are usually hosted on legitimate Web sites to which an attacker has posted exploit code. Attackers gain access to legitimate sites through intrusion or by posting malicious code to a poorly secured web form, like a comment field on a blog. Compromised sites can be hosted anywhere in the world and concern nearly any subject imaginable, making it difficult for even an experienced user to identify a compromised site from a list of search results.

Search engines such as Bing have taken a number of measures to help protect users from drive-by downloads. As Bing indexes the web, pages are assessed for malicious elements or malicious behavior. Clicking the link in the list of search results displays a prominent warning, saying that the page may contain malicious software.

At the end of 3Q14, Bing detected 0.10 drive-by download URLs for every 1,000 URLs hosted in Senegal, compared to 0.41 worldwide. At the end of 4Q14, Bing detected 0.10 drive-by download URLs for every 1,000 URLs hosted in Senegal, compared to 0.45 worldwide.

Drive-by download pages per 1,000 URLs hosted in Senegal and worldwide

Metric	October 1, 2014	January 1, 2015
Drive-by download pages per 1,000 URLs, Senegal	0.10	0.10
<i>Drive-by download pages per 1,000 URLs worldwide</i>	<i>0.41</i>	<i>0.45</i>



# Serbia

The statistics presented here are generated by Microsoft security programs and services running on computers in Serbia in 4Q14 and previous quarters. This data is provided from administrators or users who choose to opt in to provide data to Microsoft, using IP address geolocation to determine country or region.

On computers running real-time security software, most attempts by malware to infect computers are blocked before they succeed. Therefore, for a comprehensive understanding of the malware landscape, it's important to consider infection attempts that are blocked as well as infections that are removed. For this reason, Microsoft uses two different metrics to measure malware prevalence:

- *Encounter rate* is simply the percentage of computers running Microsoft real-time security products that report a malware encounter, whether the infection attempt succeeds or not.
- *Computers cleaned per mille*, or *CCM*, is an infection rate metric that is defined as the number of computers cleaned for every 1,000 unique computers executing the Malicious Software Removal Tool (MSRT), a free tool distributed through Microsoft update services that removes more than 200 highly prevalent or serious threats from computers.

Infection rate statistics for Serbia

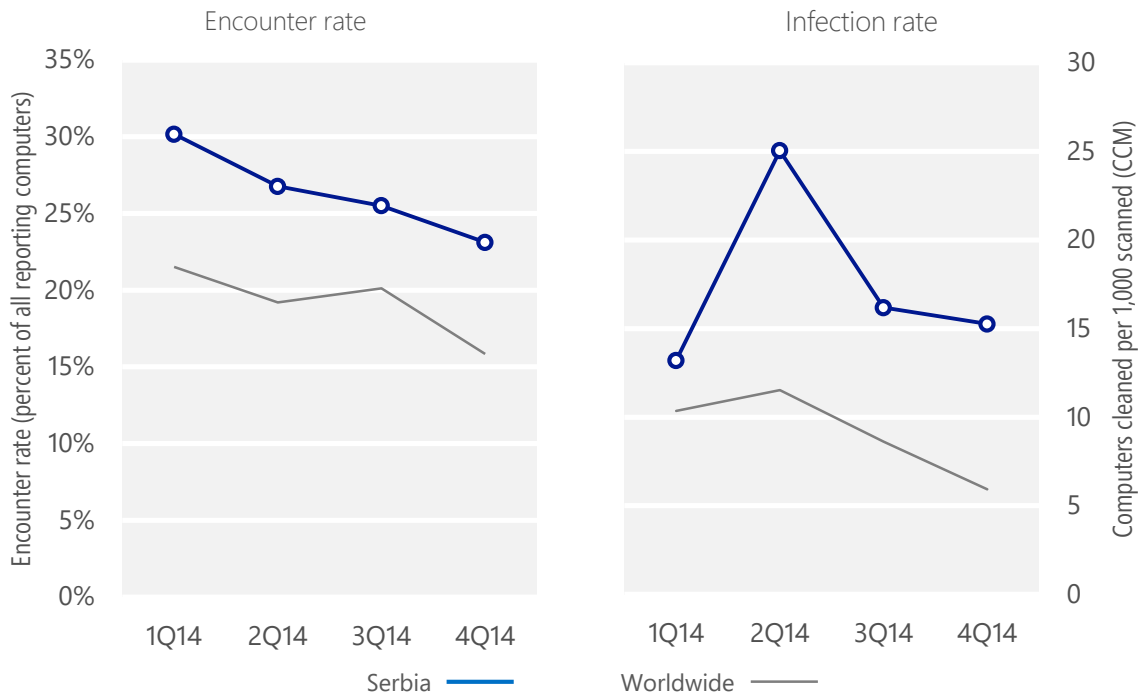
Metric	1Q14	2Q14	3Q14	4Q14
Encounter rate, Serbia	30.2%	26.8%	25.5%	23.1%
Worldwide encounter rate	21.5%	19.2%	20.1%	15.9%
CCM, Serbia	13.2	25.0	16.2	15.3
Worldwide CCM	10.3	11.5	8.6	5.9

Encounter and infection rates reported here do not include totals for the Brantall, Filcoute, and Rotbrow malware families. See pages 57–64 of [Microsoft Security Intelligence Report, Volume 17](#) for an explanation of this decision.

## Encounter and infection rate trends

In 4Q14, 23.1% percent of computers in Serbia encountered malware, compared to the 4Q14 worldwide encounter rate of 15.9 percent. In addition, the MSRT detected and removed malware from 15.3 of every 1,000 unique computers scanned in Serbia in 4Q14 (a CCM score of 15.3, compared to the 4Q14 worldwide CCM of 5.9). The following figure shows the encounter and infection rate trends for Serbia over the last four quarters, compared to the world as a whole.

Malware encounter and infection rate trends in Serbia and worldwide

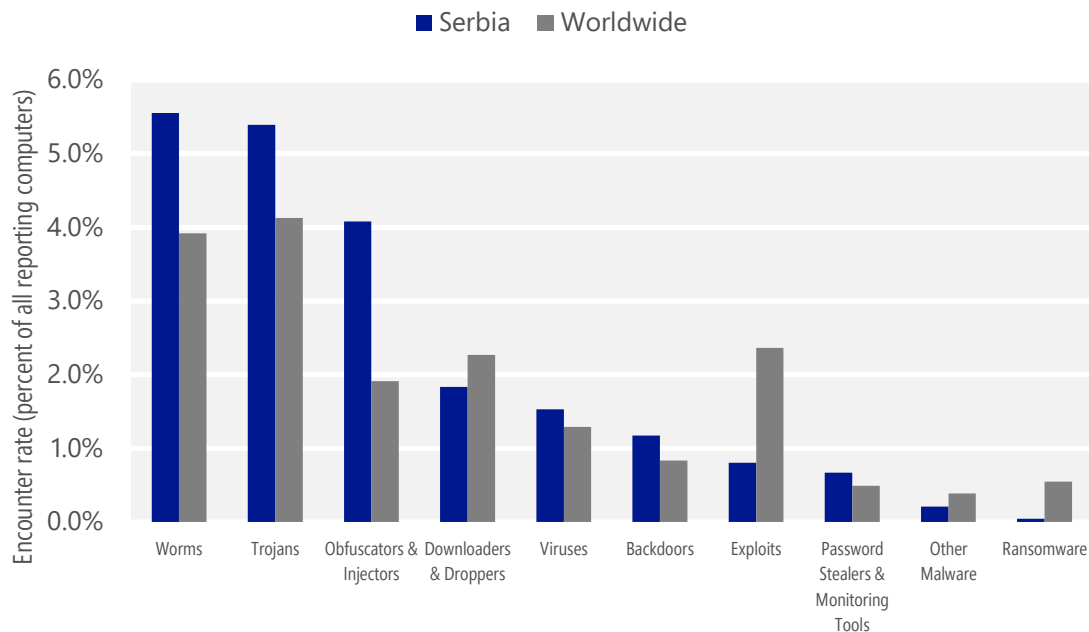


See the Worldwide Threat Assessment section of [Microsoft Security Intelligence Report, Volume 18](http://www.microsoft.com/sir) at [www.microsoft.com/sir](http://www.microsoft.com/sir) for more information about threats in Serbia and around the world, and for explanations of the methods and terms used here.



## Malware categories

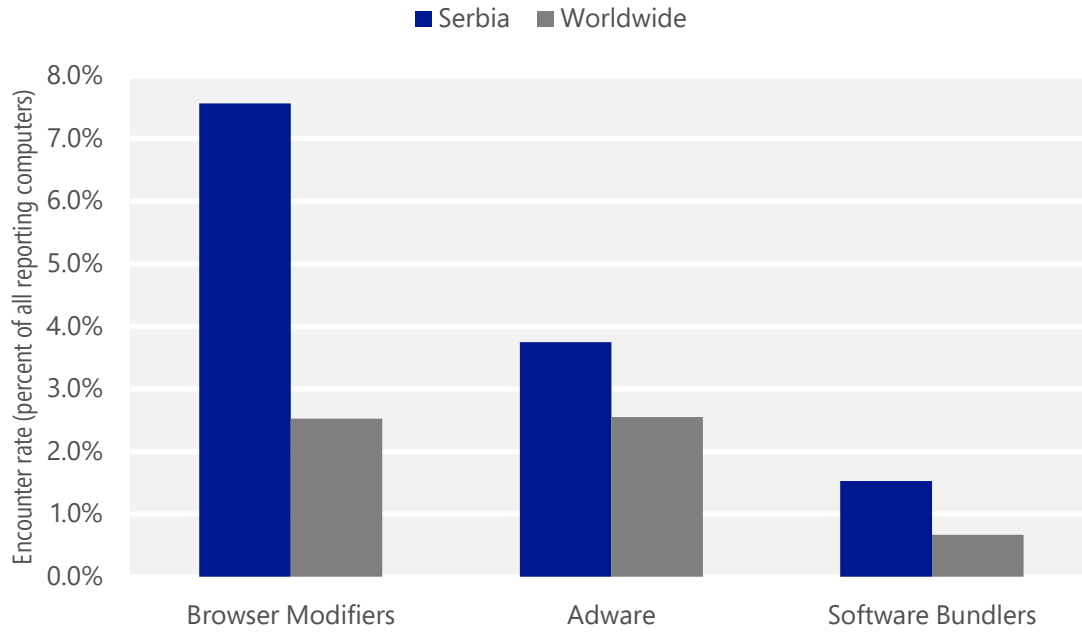
Malware encountered in Serbia in 4Q14, by category



- The most common malware category in Serbia in 4Q14 was Worms. It was encountered by 5.6 percent of all computers there, down from 10.4 percent in 3Q14.
- The second most common malware category in Serbia in 4Q14 was Trojans. It was encountered by 5.4 percent of all computers there, down from 5.5 percent in 3Q14.
- The third most common malware category in Serbia in 4Q14 was Obfuscators & Injectors, which was encountered by 4.1 percent of all computers there, down from 4.2 percent in 3Q14.

## Unwanted software categories

Unwanted software encountered in Serbia in 4Q14, by category



- The most common unwanted software category in Serbia in 4Q14 was Browser Modifiers. It was encountered by 7.6 percent of all computers there, down from 8.1 percent in 3Q14.
- The second most common unwanted software category in Serbia in 4Q14 was Adware. It was encountered by 3.7 percent of all computers there, up from 0.7 percent in 3Q14.
- The third most common unwanted software category in Serbia in 4Q14 was Software Bundlers, which was encountered by 1.5 percent of all computers there, up from 0.1 percent in 3Q14.

## Top malware families by encounter rate

The most common malware families encountered in Serbia in 4Q14

	Family	Most significant category	% of reporting computers
1	<a href="#">Win32/Obfuscator</a>	Obfuscators & Injectors	2.2%
2	<a href="#">INF/Autorun</a>	Obfuscators & Injectors	1.9%
3	<a href="#">VBS/Jenxcus</a>	Worms	1.6%
4	<a href="#">Win32/Gamarue</a>	Worms	1.1%
5	<a href="#">Win32/Sality</a>	Viruses	1.0%
6	<a href="#">Win32/Helompy</a>	Worms	0.9%
7	<a href="#">Win32/Conficker</a>	Worms	0.8%
8	<a href="#">Win32/Dynamer</a>	Trojans	0.5%
9	<a href="#">Win32/Rimecud</a>	Worms	0.4%
10	<a href="#">Win32/VB</a>	Worms	0.4%

- The most common malware family encountered in Serbia in 4Q14 was [Win32/Obfuscator](#), which was encountered by 2.2 percent of reporting computers there. [Win32/Obfuscator](#) is a generic detection for programs that have had their purpose disguised to hinder analysis or detection by antivirus scanners. Such programs commonly employ a combination of methods, including encryption, compression, anti-debugging and anti-emulation techniques.
- The second most common malware family encountered in Serbia in 4Q14 was [INF/Autorun](#), which was encountered by 1.9 percent of reporting computers there. [INF/Autorun](#) is a family of worms that spreads by copying itself to the mapped drives of an infected computer. The mapped drives may include network or removable drives.
- The third most common malware family encountered in Serbia in 4Q14 was [VBS/Jenxcus](#), which was encountered by 1.6 percent of reporting computers there. [VBS/Jenxcus](#) is a worm that gives an attacker control of the computer. It is spread by infected removable drives, like USB flash drives. It can also be downloaded within a torrent file.
- The fourth most common malware family encountered in Serbia in 4Q14 was [Win32/Gamarue](#), which was encountered by 1.1 percent of reporting computers there. [Win32/Gamarue](#) is a worm that is commonly distributed via exploit kits and social engineering. Variants have been observed stealing information from the local computer and communicating with command-and-control (C&C) servers managed by attackers.

## Top unwanted software families by encounter rate

The most common unwanted software families encountered in Serbia in 4Q14

	Family	Most significant category	% of reporting computers
1	<a href="#">Win32/Couponruc</a>	Browser Modifiers	5.3%
2	<a href="#">Win32/Defaulttab</a>	Browser Modifiers	2.7%
3	<a href="#">Win32/Costmin</a>	Adware	1.8%
4	<a href="#">Win32/BetterSurf</a>	Adware	1.7%
5	<a href="#">Win32/Gofileexpress</a>	Software Bundlers	1.2%

- The most common unwanted software family encountered in Serbia in 4Q14 was [Win32/Couponruc](#), which was encountered by 5.3 percent of reporting computers there. [Win32/Couponruc](#) is a browser modifier that changes browser settings and may also modify some computer and Internet settings.
- The second most common unwanted software family encountered in Serbia in 4Q14 was [Win32/Defaulttab](#), which was encountered by 2.7 percent of reporting computers there. [Win32/Defaulttab](#) is a browser modifier that redirects web browser searches and prevents the user from changing browser settings.
- The third most common unwanted software family encountered in Serbia in 4Q14 was [Win32/Costmin](#), which was encountered by 1.8 percent of reporting computers there. [Win32/Costmin](#) is an adware family that installs itself as a browser extension for Internet Explorer, Mozilla Firefox, and Google Chrome, and displays advertisements as the user browses the Internet.

## Top threat families by infection rate

The most common malware families by infection rate in Serbia in 4Q14

	Family	Most significant category	Infection rate (CCM)
1	<a href="#">Win32/Sality</a>	Viruses	4.3
2	<a href="#">JS/Kilim</a>	Trojans	3.6
3	<a href="#">VBS/Jenxcus</a>	Worms	1.8
4	<a href="#">Win32/Helompy</a>	Worms	1.6
5	<a href="#">Win32/Gamarue</a>	Worms	0.8
6	<a href="#">Win32/Pramro</a>	Trojans	0.7
7	<a href="#">MSIL/Bladabindi</a>	Backdoors	0.4
8	<a href="#">Win32/Brontok</a>	Worms	0.4
9	<a href="#">Win32/Sefnit</a>	Trojans	0.3
10	<a href="#">Win32/Jeefo</a>	Viruses	0.3

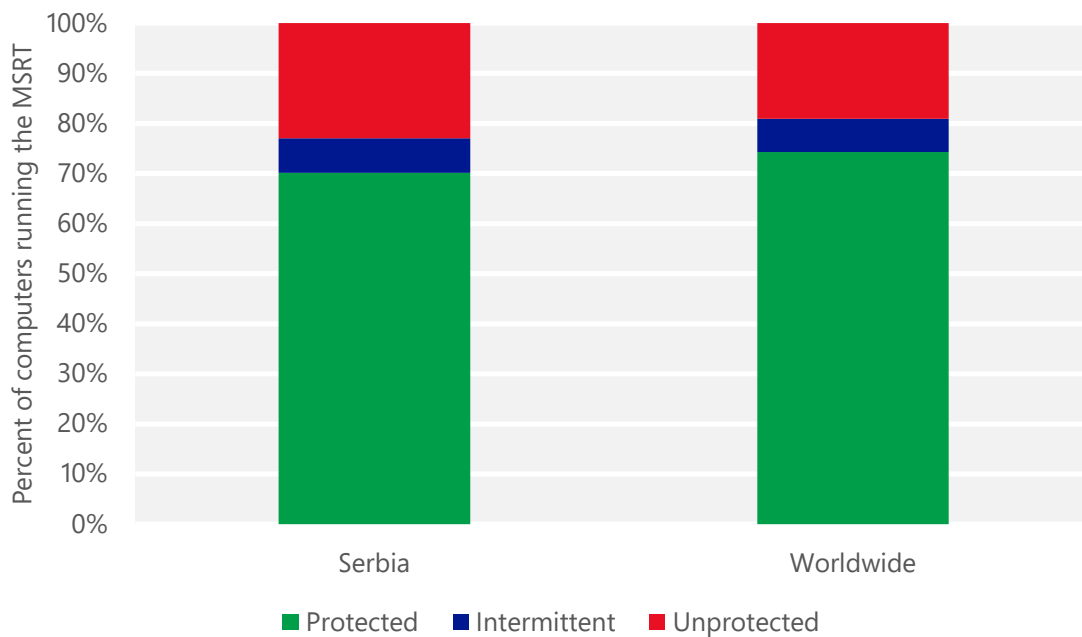
- The most common threat family infecting computers in Serbia in 4Q14 was [Win32/Sality](#), which was detected and removed from 4.3 of every 1,000 unique computers scanned by the MSRT. [Win32/Sality](#) is a family of polymorphic file infectors that target executable files with the extensions .scr or .exe. They may execute a damaging payload that deletes files with certain extensions and terminates security-related processes and services.
- The second most common threat family infecting computers in Serbia in 4Q14 was [JS/Kilim](#), which was detected and removed from 3.6 of every 1,000 unique computers scanned by the MSRT. [JS/Kilim](#) is a trojan that hijacks the user's Facebook, Twitter, or YouTube account to promote pages. It may post hyperlinks or like pages on Facebook, post comments on YouTube videos, or follow profiles and send direct messages on Twitter without permission.
- The third most common threat family infecting computers in Serbia in 4Q14 was [VBS/Jenxcus](#), which was detected and removed from 1.8 of every 1,000 unique computers scanned by the MSRT. [VBS/Jenxcus](#) is a worm that gives an attacker control of the computer. It is spread by infected removable drives, like USB flash drives. It can also be downloaded within a torrent file.
- The fourth most common threat family infecting computers in Serbia in 4Q14 was [Win32/Helompy](#), which was detected and removed from 1.6 of every 1,000 unique computers scanned by the MSRT. [Win32/Helompy](#) is a worm that spreads via removable drives and attempts to capture and steal authentication details for a number of different websites or online services.

## Security software use

Recent releases of the MSRT collect and report details about the state of real-time antimalware software on a computer, if the computer's administrator has chosen to opt in to provide data to Microsoft. This telemetry data makes it possible to analyze security software usage patterns around the world and correlate them with infection rates.

A typical computer runs the MSRT three times each quarter, once for each monthly version of the tool that Microsoft releases. In the figure below, "Protected" represents computers that had real-time security software active and up-to-date every time the MSRT ran during a quarter; "Intermittently protected" represents computers that had security software active during one or more MSRT executions, but not all of them; and "Unprotected" represents computers that did not have security software active during any MSRT executions that quarter.

Percent of computers in Serbia and worldwide protected by real-time security software in 4Q14



## Drive-by download sites

A *drive-by download* site is a website that hosts one or more exploits that target vulnerabilities in web browsers and browser add-ons. Users with vulnerable computers can be infected with malware simply by visiting such a website, even without attempting to download anything. Drive-by download pages are usually hosted on legitimate Web sites to which an attacker has posted exploit code. Attackers gain access to legitimate sites through intrusion or by posting malicious code to a poorly secured web form, like a comment field on a blog. Compromised sites can be hosted anywhere in the world and concern nearly any subject imaginable, making it difficult for even an experienced user to identify a compromised site from a list of search results.

Search engines such as Bing have taken a number of measures to help protect users from drive-by downloads. As Bing indexes the web, pages are assessed for malicious elements or malicious behavior. Clicking the link in the list of search results displays a prominent warning, saying that the page may contain malicious software.

At the end of 3Q14, Bing detected 0.04 drive-by download URLs for every 1,000 URLs hosted in Serbia, compared to 0.41 worldwide. At the end of 4Q14, Bing detected 0.04 drive-by download URLs for every 1,000 URLs hosted in Serbia, compared to 0.45 worldwide.

Drive-by download pages per 1,000 URLs hosted in Serbia and worldwide

Metric	October 1, 2014	January 1, 2015
Drive-by download pages per 1,000 URLs, Serbia	0.04	0.04
<i>Drive-by download pages per 1,000 URLs worldwide</i>	<i>0.41</i>	<i>0.45</i>





# Singapore

The statistics presented here are generated by Microsoft security programs and services running on computers in Singapore in 4Q14 and previous quarters. This data is provided from administrators or users who choose to opt in to provide data to Microsoft, using IP address geolocation to determine country or region.

On computers running real-time security software, most attempts by malware to infect computers are blocked before they succeed. Therefore, for a comprehensive understanding of the malware landscape, it's important to consider infection attempts that are blocked as well as infections that are removed. For this reason, Microsoft uses two different metrics to measure malware prevalence:

- *Encounter rate* is simply the percentage of computers running Microsoft real-time security products that report a malware encounter, whether the infection attempt succeeds or not.
- *Computers cleaned per mille*, or *CCM*, is an infection rate metric that is defined as the number of computers cleaned for every 1,000 unique computers executing the Malicious Software Removal Tool (MSRT), a free tool distributed through Microsoft update services that removes more than 200 highly prevalent or serious threats from computers.

Infection rate statistics for Singapore

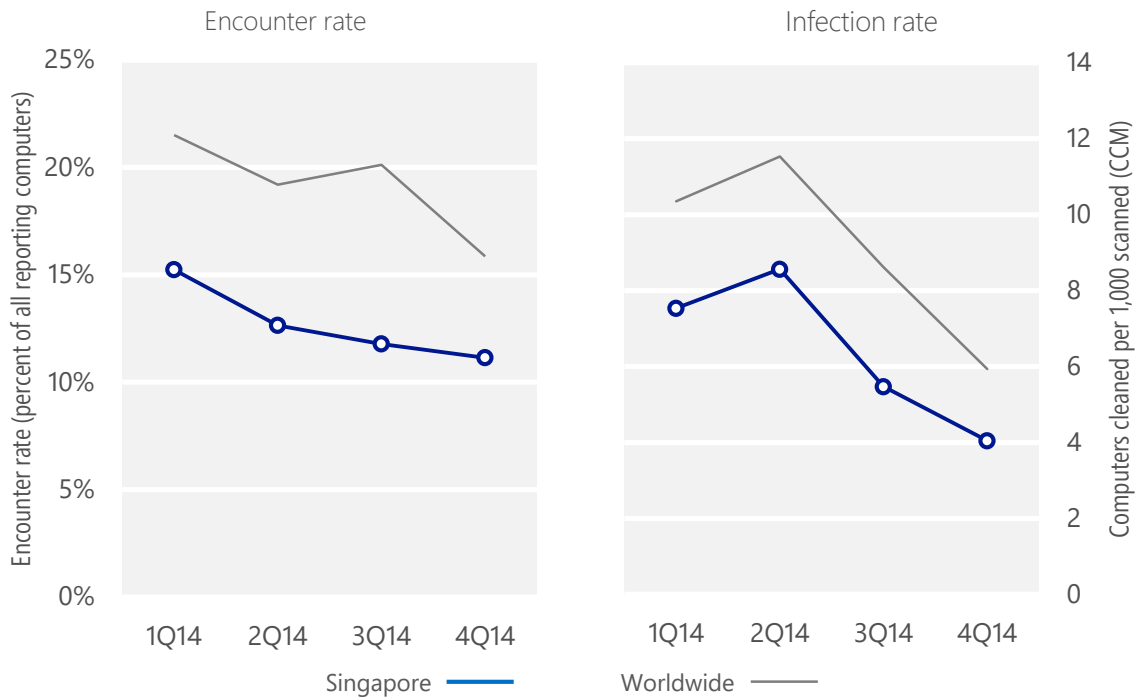
Metric	1Q14	2Q14	3Q14	4Q14
Encounter rate, Singapore	15.2%	12.6%	11.8%	11.1%
Worldwide encounter rate	21.5%	19.2%	20.1%	15.9%
CCM, Singapore	7.5	8.6	5.5	4.0
Worldwide CCM	10.3	11.5	8.6	5.9

Encounter and infection rates reported here do not include totals for the Brantall, Filcoute, and Rotbrow malware families. See pages 57–64 of [Microsoft Security Intelligence Report, Volume 17](#) for an explanation of this decision.

## Encounter and infection rate trends

In 4Q14, 11.1% percent of computers in Singapore encountered malware, compared to the 4Q14 worldwide encounter rate of 15.9 percent. In addition, the MSRT detected and removed malware from 4.0 of every 1,000 unique computers scanned in Singapore in 4Q14 (a CCM score of 4.0, compared to the 4Q14 worldwide CCM of 5.9). The following figure shows the encounter and infection rate trends for Singapore over the last four quarters, compared to the world as a whole.

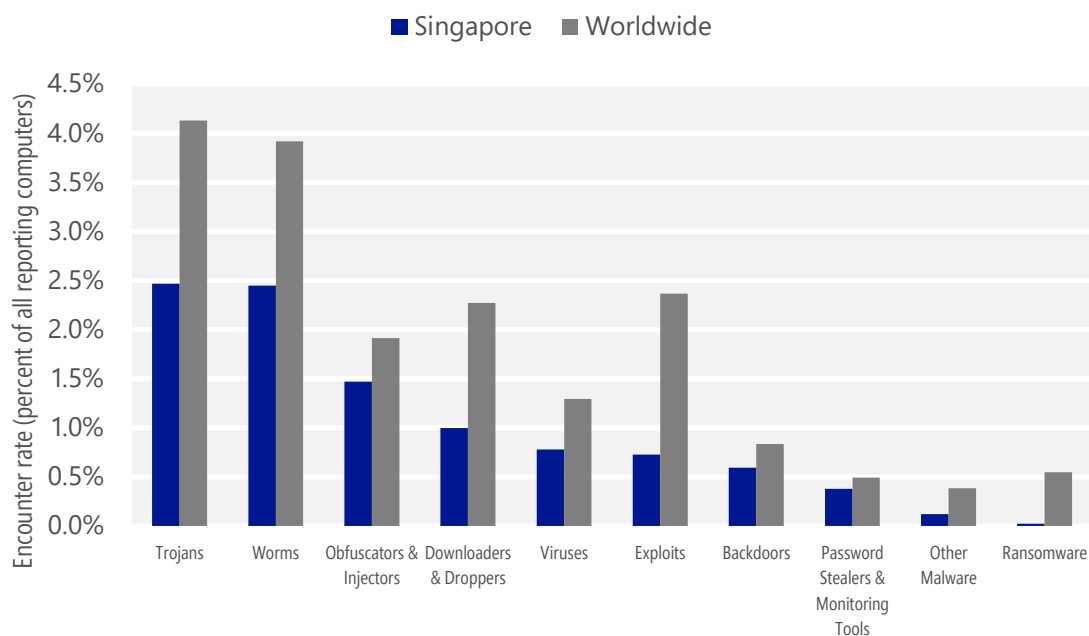
Malware encounter and infection rate trends in Singapore and worldwide



See the Worldwide Threat Assessment section of [Microsoft Security Intelligence Report, Volume 18](http://www.microsoft.com/sir) at [www.microsoft.com/sir](http://www.microsoft.com/sir) for more information about threats in Singapore and around the world, and for explanations of the methods and terms used here.

## Malware categories

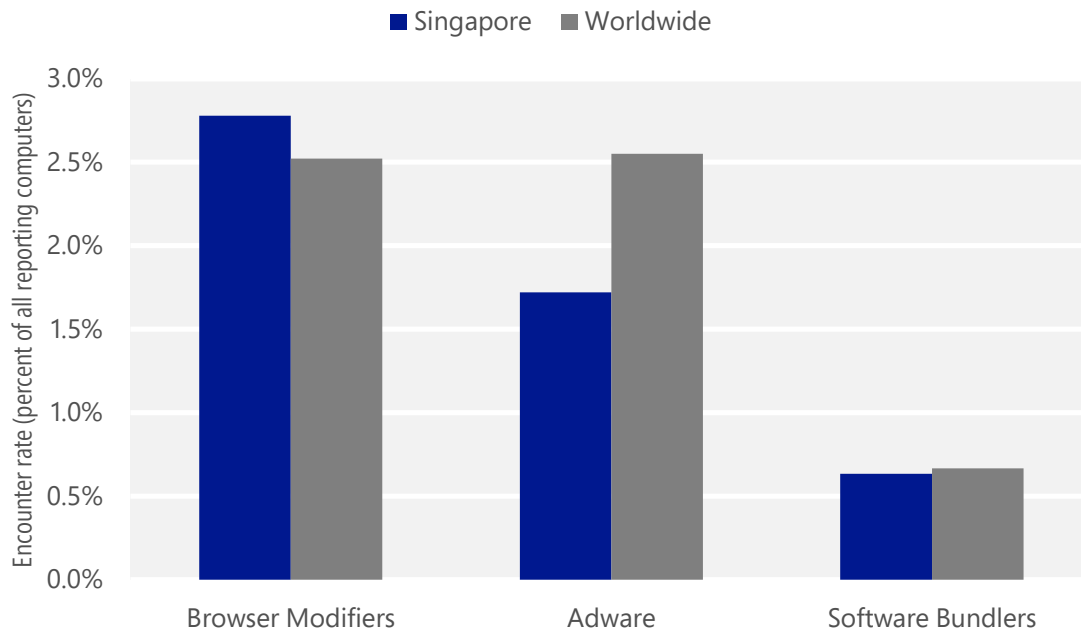
Malware encountered in Singapore in 4Q14, by category



- The most common malware category in Singapore in 4Q14 was Trojans. It was encountered by 2.5 percent of all computers there, down from 3.5 percent in 3Q14.
- The second most common malware category in Singapore in 4Q14 was Worms. It was encountered by 2.4 percent of all computers there, down from 2.8 percent in 3Q14.
- The third most common malware category in Singapore in 4Q14 was Obfuscators & Injectors, which was encountered by 1.5 percent of all computers there, down from 1.6 percent in 3Q14.

## Unwanted software categories

Unwanted software encountered in Singapore in 4Q14, by category



- The most common unwanted software category in Singapore in 4Q14 was Browser Modifiers. It was encountered by 2.8 percent of all computers there, down from 3.4 percent in 3Q14.
- The second most common unwanted software category in Singapore in 4Q14 was Adware. It was encountered by 1.7 percent of all computers there, up from 0.5 percent in 3Q14.
- The third most common unwanted software category in Singapore in 4Q14 was Software Bundlers, which was encountered by 0.6 percent of all computers there, up from 0.1 percent in 3Q14.

## Top malware families by encounter rate

The most common malware families encountered in Singapore in 4Q14

	Family	Most significant category	% of reporting computers
1	<a href="#">Win32/Obfuscator</a>	Obfuscators & Injectors	0.9%
2	<a href="#">INF/Autorun</a>	Obfuscators & Injectors	0.7%
3	<a href="#">Win32/Gamarue</a>	Worms	0.4%
4	<a href="#">VBS/Jenxcus</a>	Worms	0.3%
5	<a href="#">Win32/Dynamer</a>	Trojans	0.3%
6	<a href="#">JS/Faceliker</a>	Trojans	0.3%
7	<a href="#">Win32/Ramnit</a>	Trojans	0.2%
8	<a href="#">Win32/Conficker</a>	Worms	0.2%
9	<a href="#">BAT/Micuda</a>	Trojans	0.2%
10	<a href="#">Win32/Hilgild</a>	Worms	0.2%

- The most common malware family encountered in Singapore in 4Q14 was [Win32/Obfuscator](#), which was encountered by 0.9 percent of reporting computers there. [Win32/Obfuscator](#) is a generic detection for programs that have had their purpose disguised to hinder analysis or detection by antivirus scanners. Such programs commonly employ a combination of methods, including encryption, compression, anti-debugging and anti-emulation techniques.
- The second most common malware family encountered in Singapore in 4Q14 was [INF/Autorun](#), which was encountered by 0.7 percent of reporting computers there. [INF/Autorun](#) is a family of worms that spreads by copying itself to the mapped drives of an infected computer. The mapped drives may include network or removable drives.
- The third most common malware family encountered in Singapore in 4Q14 was [Win32/Gamarue](#), which was encountered by 0.4 percent of reporting computers there. [Win32/Gamarue](#) is a worm that is commonly distributed via exploit kits and social engineering. Variants have been observed stealing information from the local computer and communicating with command-and-control (C&C) servers managed by attackers.
- The fourth most common malware family encountered in Singapore in 4Q14 was [VBS/Jenxcus](#), which was encountered by 0.3 percent of reporting computers there. [VBS/Jenxcus](#) is a worm that gives an attacker control of the computer. It is spread by infected removable drives, like USB flash drives. It can also be downloaded within a torrent file.

## Top unwanted software families by encounter rate

The most common unwanted software families encountered in Singapore in 4Q14

	Family	Most significant category	% of reporting computers
1	<a href="#">Win32/Couponruc</a>	Browser Modifiers	1.8%
2	<a href="#">Win32/Defaulttab</a>	Browser Modifiers	1.1%
3	<a href="#">Win32/Costmin</a>	Adware	0.7%
4	<a href="#">Win32/BetterSurf</a>	Adware	0.7%
5	<a href="#">Win32/Gofileexpress</a>	Software Bundlers	0.4%

- The most common unwanted software family encountered in Singapore in 4Q14 was [Win32/Couponruc](#), which was encountered by 1.8 percent of reporting computers there. [Win32/Couponruc](#) is a browser modifier that changes browser settings and may also modify some computer and Internet settings.
- The second most common unwanted software family encountered in Singapore in 4Q14 was [Win32/Defaulttab](#), which was encountered by 1.1 percent of reporting computers there. [Win32/Defaulttab](#) is a browser modifier that redirects web browser searches and prevents the user from changing browser settings.
- The third most common unwanted software family encountered in Singapore in 4Q14 was [Win32/Costmin](#), which was encountered by 0.7 percent of reporting computers there. [Win32/Costmin](#) is an adware family that installs itself as a browser extension for Internet Explorer, Mozilla Firefox, and Google Chrome, and displays advertisements as the user browses the Internet.

## Top threat families by infection rate

The most common malware families by infection rate in Singapore in 4Q14

	Family	Most significant category	Infection rate (CCM)
1	<a href="#">VBS/Jenxcus</a>	Worms	0.6
2	<a href="#">Win32/Gamarue</a>	Worms	0.5
3	<a href="#">Win32/Sality</a>	Viruses	0.3
4	<a href="#">Win32/Zbot</a>	Password Stealers & Monitoring Tools	0.3
5	<a href="#">Win32/Ramnit</a>	Trojans	0.2
6	<a href="#">Win32/Brontok</a>	Worms	0.2
7	<a href="#">JS/Miuref</a>	Trojans	0.2
8	<a href="#">Win32/Wysotot</a>	Trojans	0.2
9	<a href="#">Win32/Sefnit</a>	Trojans	0.2
10	<a href="#">MSIL/Bladabindi</a>	Backdoors	0.1

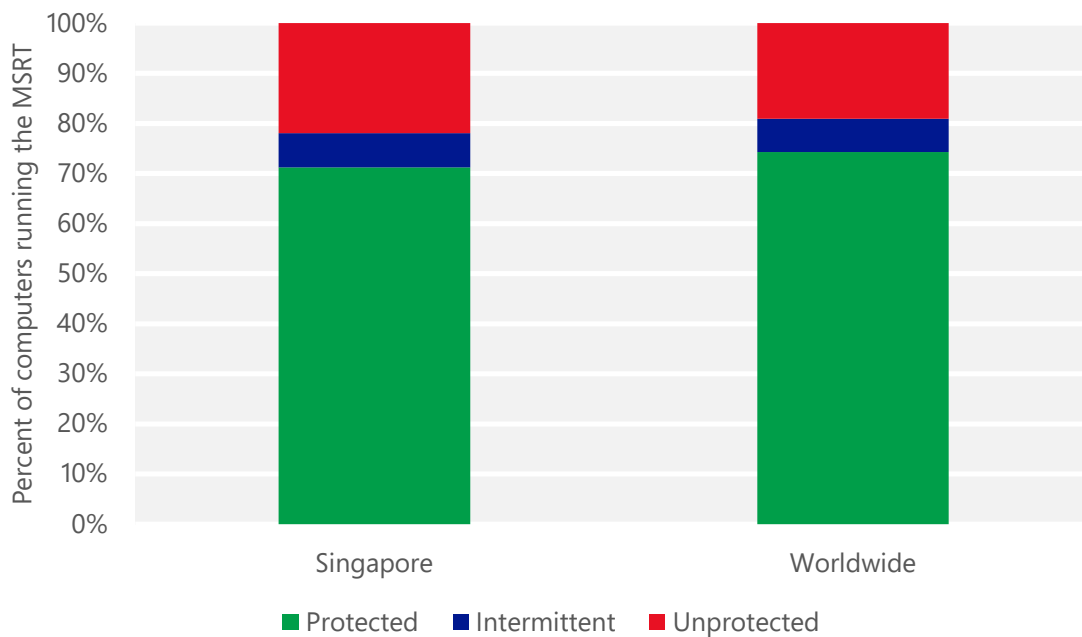
- The most common threat family infecting computers in Singapore in 4Q14 was [VBS/Jenxcus](#), which was detected and removed from 0.6 of every 1,000 unique computers scanned by the MSRT. [VBS/Jenxcus](#) is a worm that gives an attacker control of the computer. It is spread by infected removable drives, like USB flash drives. It can also be downloaded within a torrent file.
- The second most common threat family infecting computers in Singapore in 4Q14 was [Win32/Gamarue](#), which was detected and removed from 0.5 of every 1,000 unique computers scanned by the MSRT. [Win32/Gamarue](#) is a worm that is commonly distributed via exploit kits and social engineering. Variants have been observed stealing information from the local computer and communicating with command-and-control (C&C) servers managed by attackers.
- The third most common threat family infecting computers in Singapore in 4Q14 was [Win32/Sality](#), which was detected and removed from 0.3 of every 1,000 unique computers scanned by the MSRT. [Win32/Sality](#) is a family of polymorphic file infectors that target executable files with the extensions .scr or .exe. They may execute a damaging payload that deletes files with certain extensions and terminates security-related processes and services.
- The fourth most common threat family infecting computers in Singapore in 4Q14 was [Win32/Zbot](#), which was detected and removed from 0.3 of every 1,000 unique computers scanned by the MSRT. [Win32/Zbot](#) is a family of password stealing trojans that also contains backdoor functionality allowing unauthorized access and control of an affected computer.

## Security software use

Recent releases of the MSRT collect and report details about the state of real-time antimalware software on a computer, if the computer's administrator has chosen to opt in to provide data to Microsoft. This telemetry data makes it possible to analyze security software usage patterns around the world and correlate them with infection rates.

A typical computer runs the MSRT three times each quarter, once for each monthly version of the tool that Microsoft releases. In the figure below, "Protected" represents computers that had real-time security software active and up-to-date every time the MSRT ran during a quarter; "Intermittently protected" represents computers that had security software active during one or more MSRT executions, but not all of them; and "Unprotected" represents computers that did not have security software active during any MSRT executions that quarter.

Percent of computers in Singapore and worldwide protected by real-time security software in 4Q14





## Drive-by download sites

A *drive-by download* site is a website that hosts one or more exploits that target vulnerabilities in web browsers and browser add-ons. Users with vulnerable computers can be infected with malware simply by visiting such a website, even without attempting to download anything. Drive-by download pages are usually hosted on legitimate Web sites to which an attacker has posted exploit code. Attackers gain access to legitimate sites through intrusion or by posting malicious code to a poorly secured web form, like a comment field on a blog. Compromised sites can be hosted anywhere in the world and concern nearly any subject imaginable, making it difficult for even an experienced user to identify a compromised site from a list of search results.

Search engines such as Bing have taken a number of measures to help protect users from drive-by downloads. As Bing indexes the web, pages are assessed for malicious elements or malicious behavior. Clicking the link in the list of search results displays a prominent warning, saying that the page may contain malicious software.

At the end of 3Q14, Bing detected 1.14 drive-by download URLs for every 1,000 URLs hosted in Singapore, compared to 0.41 worldwide. At the end of 4Q14, Bing detected 4.22 drive-by download URLs for every 1,000 URLs hosted in Singapore, compared to 0.45 worldwide.

Drive-by download pages per 1,000 URLs hosted in Singapore and worldwide

Metric	October 1, 2014	January 1, 2015
Drive-by download pages per 1,000 URLs, Singapore	1.14	4.22
<i>Drive-by download pages per 1,000 URLs worldwide</i>	<i>0.41</i>	<i>0.45</i>



# Slovakia

The statistics presented here are generated by Microsoft security programs and services running on computers in Slovakia in 4Q14 and previous quarters. This data is provided from administrators or users who choose to opt in to provide data to Microsoft, using IP address geolocation to determine country or region.

On computers running real-time security software, most attempts by malware to infect computers are blocked before they succeed. Therefore, for a comprehensive understanding of the malware landscape, it's important to consider infection attempts that are blocked as well as infections that are removed. For this reason, Microsoft uses two different metrics to measure malware prevalence:

- *Encounter rate* is simply the percentage of computers running Microsoft real-time security products that report a malware encounter, whether the infection attempt succeeds or not.
- *Computers cleaned per mille*, or *CCM*, is an infection rate metric that is defined as the number of computers cleaned for every 1,000 unique computers executing the Malicious Software Removal Tool (MSRT), a free tool distributed through Microsoft update services that removes more than 200 highly prevalent or serious threats from computers.

Infection rate statistics for Slovakia

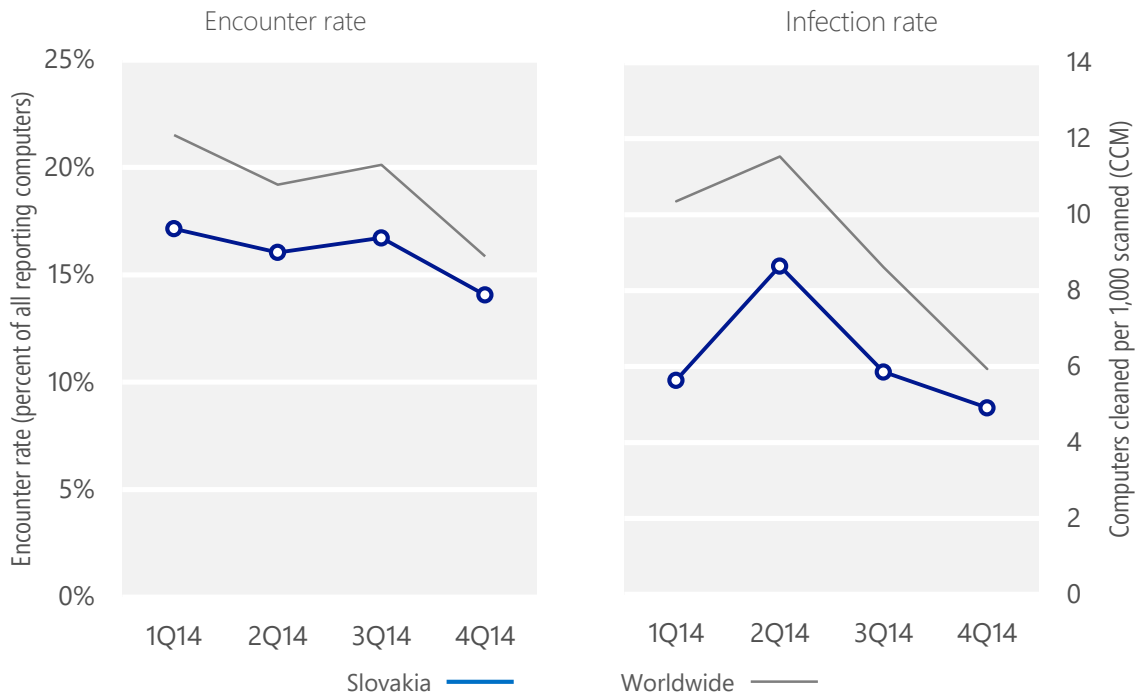
Metric	1Q14	2Q14	3Q14	4Q14
Encounter rate, Slovakia	17.1%	16.0%	16.7%	14.1%
Worldwide encounter rate	21.5%	19.2%	20.1%	15.9%
CCM, Slovakia	5.6	8.6	5.9	4.9
Worldwide CCM	10.3	11.5	8.6	5.9

Encounter and infection rates reported here do not include totals for the Brantall, Filcoute, and Rotbrow malware families. See pages 57–64 of [Microsoft Security Intelligence Report, Volume 17](#) for an explanation of this decision.

## Encounter and infection rate trends

In 4Q14, 14.1% percent of computers in Slovakia encountered malware, compared to the 4Q14 worldwide encounter rate of 15.9 percent. In addition, the MSRT detected and removed malware from 4.9 of every 1,000 unique computers scanned in Slovakia in 4Q14 (a CCM score of 4.9, compared to the 4Q14 worldwide CCM of 5.9). The following figure shows the encounter and infection rate trends for Slovakia over the last four quarters, compared to the world as a whole.

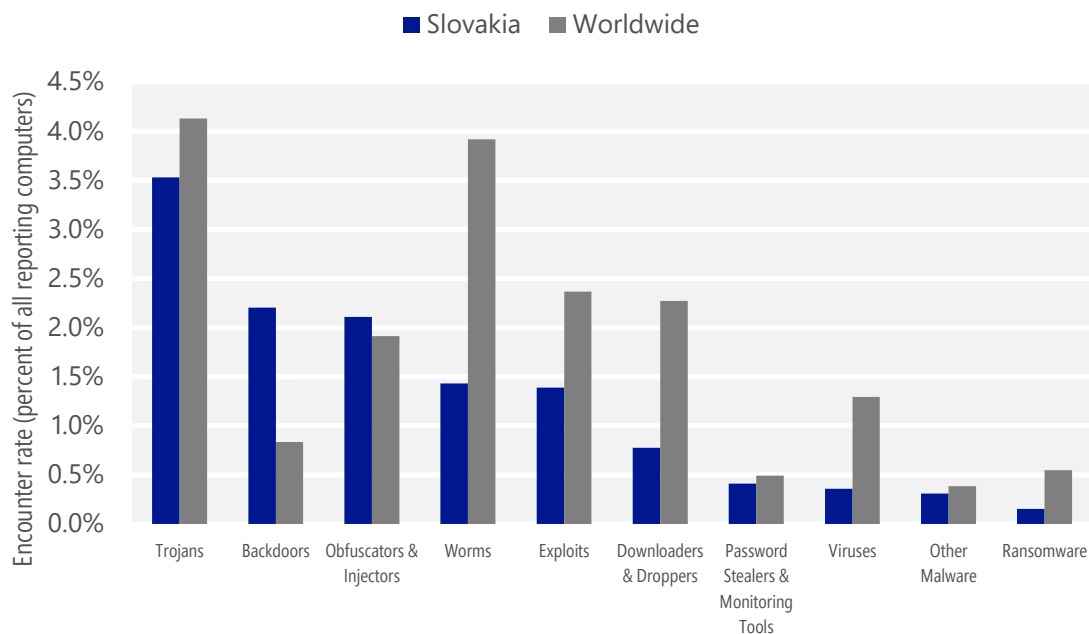
Malware encounter and infection rate trends in Slovakia and worldwide



See the Worldwide Threat Assessment section of [Microsoft Security Intelligence Report, Volume 18](http://www.microsoft.com/sir) at [www.microsoft.com/sir](http://www.microsoft.com/sir) for more information about threats in Slovakia and around the world, and for explanations of the methods and terms used here.

## Malware categories

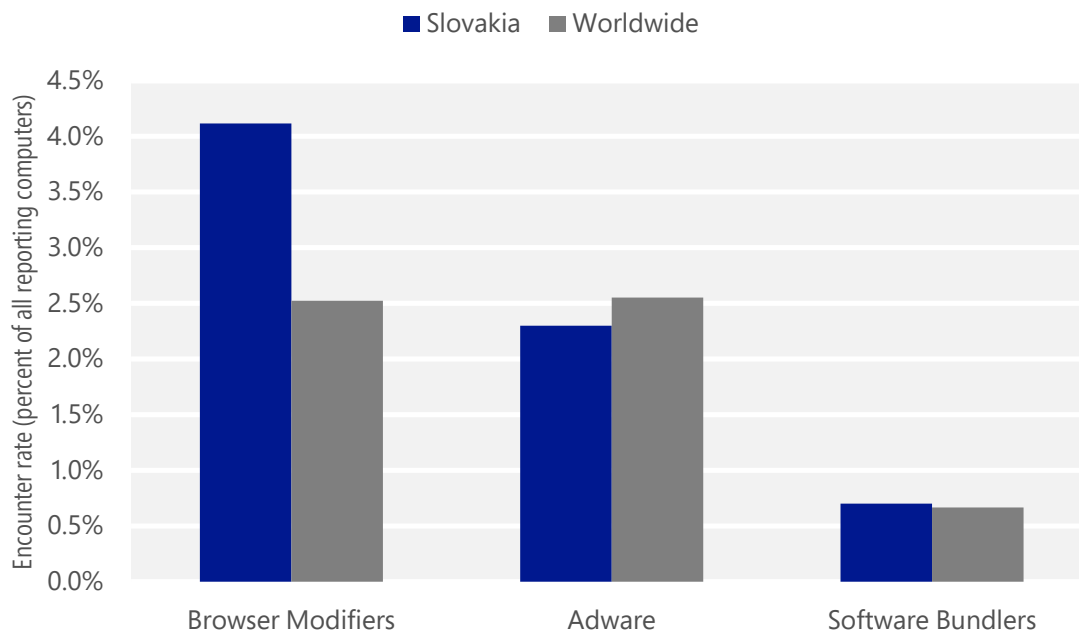
Malware encountered in Slovakia in 4Q14, by category



- The most common malware category in Slovakia in 4Q14 was Trojans. It was encountered by 3.5 percent of all computers there, down from 6.3 percent in 3Q14.
- The second most common malware category in Slovakia in 4Q14 was Backdoors. It was encountered by 2.2 percent of all computers there, up from 2.1 percent in 3Q14.
- The third most common malware category in Slovakia in 4Q14 was Obfuscators & Injectors, which was encountered by 2.1 percent of all computers there, up from 2.0 percent in 3Q14.

## Unwanted software categories

Unwanted software encountered in Slovakia in 4Q14, by category



- The most common unwanted software category in Slovakia in 4Q14 was Browser Modifiers. It was encountered by 4.1 percent of all computers there, down from 5.4 percent in 3Q14.
- The second most common unwanted software category in Slovakia in 4Q14 was Adware. It was encountered by 2.3 percent of all computers there, up from 0.4 percent in 3Q14.
- The third most common unwanted software category in Slovakia in 4Q14 was Software Bundlers, which was encountered by 0.7 percent of all computers there, up from 0.1 percent in 3Q14.

## Top malware families by encounter rate

The most common malware families encountered in Slovakia in 4Q14

	Family	Most significant category	% of reporting computers
1	<a href="#">MSIL/Bladabindi</a>	Backdoors	1.6%
2	<a href="#">Win32/Obfuscator</a>	Obfuscators & Injectors	1.5%
3	<a href="#">JS/Axpergle</a>	Exploits	0.8%
4	<a href="#">INF/Autorun</a>	Obfuscators & Injectors	0.5%
5	<a href="#">Win32/Dynamer</a>	Trojans	0.5%
6	<a href="#">VBS/Jenxcus</a>	Worms	0.3%
7	<a href="#">Win32/Anaki</a>	Trojans	0.3%
8	<a href="#">Win32/Gamarue</a>	Worms	0.3%
9	<a href="#">Win32/Emotet</a>	Trojans	0.2%
10	<a href="#">Win32/Anogre</a>	Exploits	0.2%

- The most common malware family encountered in Slovakia in 4Q14 was [MSIL/Bladabindi](#), which was encountered by 1.6 percent of reporting computers there. [MSIL/Bladabindi](#) is a family of backdoors created by a malicious hacker tool called NJ Rat. The can steal sensitive information, download other malware, and allow backdoor access to an infected computer.
- The second most common malware family encountered in Slovakia in 4Q14 was [Win32/Obfuscator](#), which was encountered by 1.5 percent of reporting computers there. [Win32/Obfuscator](#) is a generic detection for programs that have had their purpose disguised to hinder analysis or detection by antivirus scanners. Such programs commonly employ a combination of methods, including encryption, compression, anti-debugging and anti-emulation techniques.
- The third most common malware family encountered in Slovakia in 4Q14 was [JS/Axpergle](#), which was encountered by 0.8 percent of reporting computers there. [JS/Axpergle](#) is a detection for the Angler exploit kit, which exploits vulnerabilities in recent versions of Internet Explorer, Silverlight, Adobe Flash Player, and Java to install malware.
- The fourth most common malware family encountered in Slovakia in 4Q14 was [INF/Autorun](#), which was encountered by 0.5 percent of reporting computers there. [INF/Autorun](#) is a family of worms that spreads by copying itself to the mapped drives of an infected computer. The mapped drives may include network or removable drives.

## Top unwanted software families by encounter rate

The most common unwanted software families encountered in Slovakia in 4Q14

	Family	Most significant category	% of reporting computers
1	<a href="#">Win32/Couponruc</a>	Browser Modifiers	3.1%
2	<a href="#">Win32/Defaulttab</a>	Browser Modifiers	1.1%
3	<a href="#">Win32/BetterSurf</a>	Adware	1.1%
4	<a href="#">Win32/Costmin</a>	Adware	1.1%
5	<a href="#">Win32/Gofilexpress</a>	Software Bundlers	0.6%

- The most common unwanted software family encountered in Slovakia in 4Q14 was [Win32/Couponruc](#), which was encountered by 3.1 percent of reporting computers there. [Win32/Couponruc](#) is a browser modifier that changes browser settings and may also modify some computer and Internet settings.
- The second most common unwanted software family encountered in Slovakia in 4Q14 was [Win32/Defaulttab](#), which was encountered by 1.1 percent of reporting computers there. [Win32/Defaulttab](#) is a browser modifier that redirects web browser searches and prevents the user from changing browser settings.
- The third most common unwanted software family encountered in Slovakia in 4Q14 was [Win32/BetterSurf](#), which was encountered by 1.1 percent of reporting computers there. [Win32/BetterSurf](#) is adware that displays unwanted ads on search engine results pages and other websites. It may be included with software bundles that offer free applications or games.



## Top threat families by infection rate

The most common malware families by infection rate in Slovakia in 4Q14

	Family	Most significant category	Infection rate (CCM)
1	<a href="#">MSIL/Bladabindi</a>	Backdoors	1.4
2	<a href="#">JS/Kilim</a>	Trojans	1.2
3	<a href="#">VBS/Jenxcus</a>	Worms	0.5
4	<a href="#">Win32/Brontok</a>	Worms	0.4
5	<a href="#">Win32/Sality</a>	Viruses	0.3
6	<a href="#">Win32/Sefnit</a>	Trojans	0.2
7	<a href="#">Win32/Gamarue</a>	Worms	0.1
8	<a href="#">Win32/Zbot</a>	Password Stealers & Monitoring Tools	0.1
9	<a href="#">Win32/Alureon</a>	Trojans	0.1
10	<a href="#">Win32/Wysotot</a>	Trojans	0.1

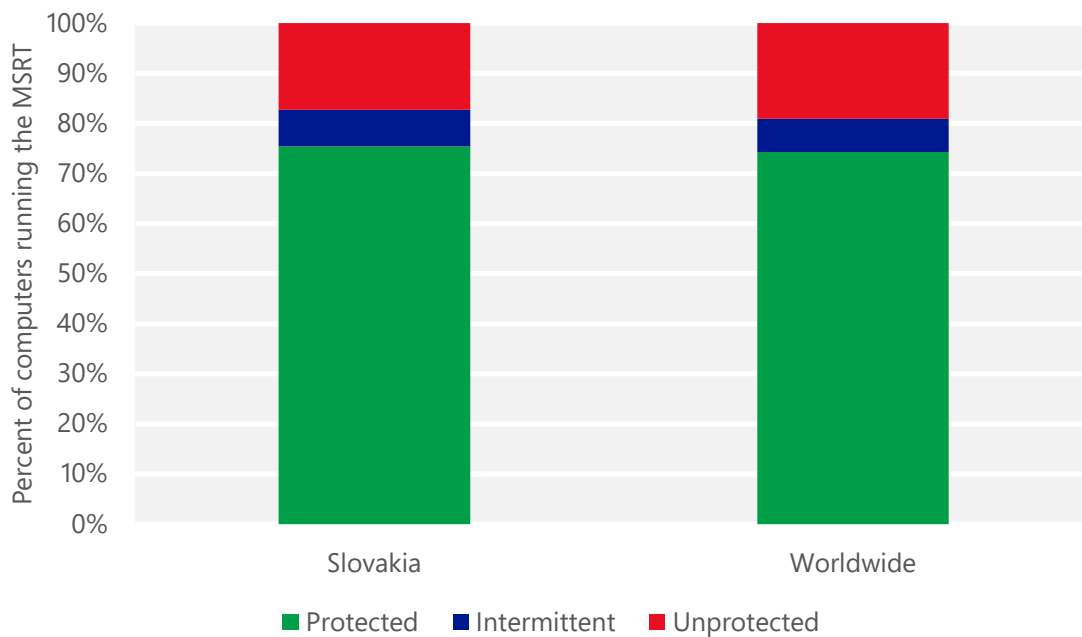
- The most common threat family infecting computers in Slovakia in 4Q14 was [MSIL/Bladabindi](#), which was detected and removed from 1.4 of every 1,000 unique computers scanned by the MSRT. [MSIL/Bladabindi](#) is a family of backdoors created by a malicious hacker tool called NJ Rat. The can steal sensitive information, download other malware, and allow backdoor access to an infected computer.
- The second most common threat family infecting computers in Slovakia in 4Q14 was [JS/Kilim](#), which was detected and removed from 1.2 of every 1,000 unique computers scanned by the MSRT. [JS/Kilim](#) is a trojan that hijacks the user's Facebook, Twitter, or YouTube account to promote pages. It may post hyperlinks or like pages on Facebook, post comments on YouTube videos, or follow profiles and send direct messages on Twitter without permission.
- The third most common threat family infecting computers in Slovakia in 4Q14 was [VBS/Jenxcus](#), which was detected and removed from 0.5 of every 1,000 unique computers scanned by the MSRT. [VBS/Jenxcus](#) is a worm that gives an attacker control of the computer. It is spread by infected removable drives, like USB flash drives. It can also be downloaded within a torrent file.
- The fourth most common threat family infecting computers in Slovakia in 4Q14 was [Win32/Brontok](#), which was detected and removed from 0.4 of every 1,000 unique computers scanned by the MSRT. [Win32/Brontok](#) is a mass-mailing email worm that spreads by sending copies of itself as email attachments to addresses gathered from files on the infected computer, and by copying itself to removable volumes. Brontok can disable security software, and may conduct DoS attacks against certain websites.

## Security software use

Recent releases of the MSRT collect and report details about the state of real-time antimalware software on a computer, if the computer's administrator has chosen to opt in to provide data to Microsoft. This telemetry data makes it possible to analyze security software usage patterns around the world and correlate them with infection rates.

A typical computer runs the MSRT three times each quarter, once for each monthly version of the tool that Microsoft releases. In the figure below, "Protected" represents computers that had real-time security software active and up-to-date every time the MSRT ran during a quarter; "Intermittently protected" represents computers that had security software active during one or more MSRT executions, but not all of them; and "Unprotected" represents computers that did not have security software active during any MSRT executions that quarter.

Percent of computers in Slovakia and worldwide protected by real-time security software in 4Q14



## Drive-by download sites

A *drive-by download* site is a website that hosts one or more exploits that target vulnerabilities in web browsers and browser add-ons. Users with vulnerable computers can be infected with malware simply by visiting such a website, even without attempting to download anything. Drive-by download pages are usually hosted on legitimate Web sites to which an attacker has posted exploit code. Attackers gain access to legitimate sites through intrusion or by posting malicious code to a poorly secured web form, like a comment field on a blog. Compromised sites can be hosted anywhere in the world and concern nearly any subject imaginable, making it difficult for even an experienced user to identify a compromised site from a list of search results.

Search engines such as Bing have taken a number of measures to help protect users from drive-by downloads. As Bing indexes the web, pages are assessed for malicious elements or malicious behavior. Clicking the link in the list of search results displays a prominent warning, saying that the page may contain malicious software.

At the end of 3Q14, Bing detected 0.22 drive-by download URLs for every 1,000 URLs hosted in Slovakia, compared to 0.41 worldwide. At the end of 4Q14, Bing detected 0.23 drive-by download URLs for every 1,000 URLs hosted in Slovakia, compared to 0.45 worldwide.

Drive-by download pages per 1,000 URLs hosted in Slovakia and worldwide

Metric	October 1, 2014	January 1, 2015
Drive-by download pages per 1,000 URLs, Slovakia	0.22	0.23
<i>Drive-by download pages per 1,000 URLs worldwide</i>	<i>0.41</i>	<i>0.45</i>



# Slovenia

The statistics presented here are generated by Microsoft security programs and services running on computers in Slovenia in 4Q14 and previous quarters. This data is provided from administrators or users who choose to opt in to provide data to Microsoft, using IP address geolocation to determine country or region.

On computers running real-time security software, most attempts by malware to infect computers are blocked before they succeed. Therefore, for a comprehensive understanding of the malware landscape, it's important to consider infection attempts that are blocked as well as infections that are removed. For this reason, Microsoft uses two different metrics to measure malware prevalence:

- *Encounter rate* is simply the percentage of computers running Microsoft real-time security products that report a malware encounter, whether the infection attempt succeeds or not.
- *Computers cleaned per mille*, or *CCM*, is an infection rate metric that is defined as the number of computers cleaned for every 1,000 unique computers executing the Malicious Software Removal Tool (MSRT), a free tool distributed through Microsoft update services that removes more than 200 highly prevalent or serious threats from computers.

Infection rate statistics for Slovenia

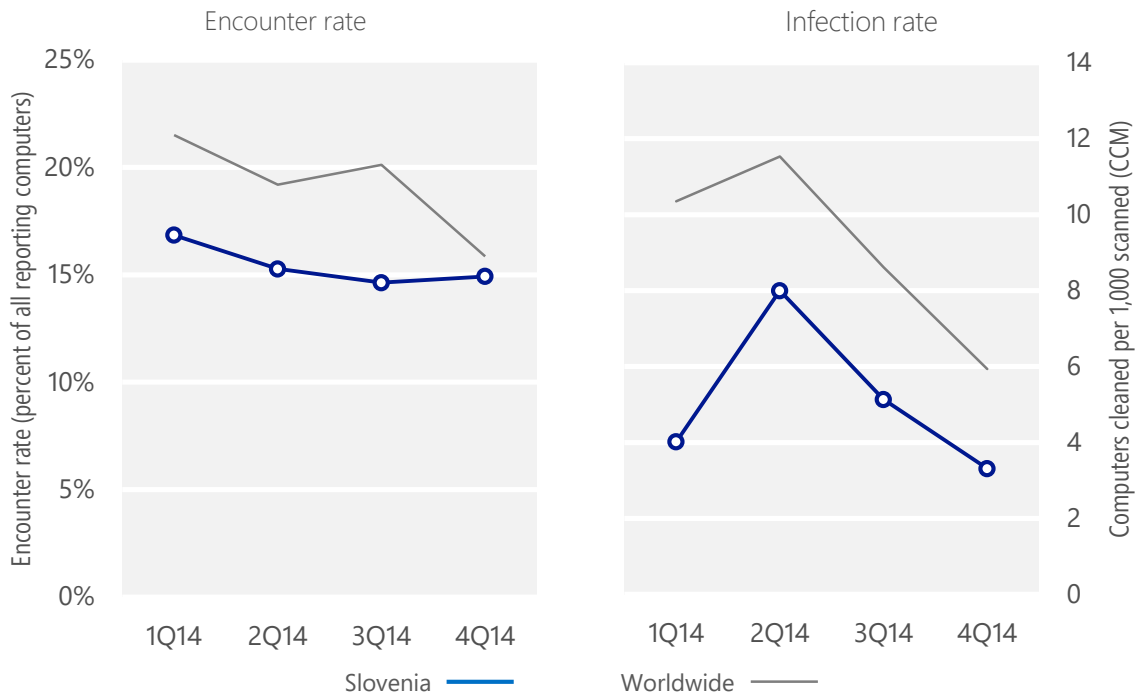
Metric	1Q14	2Q14	3Q14	4Q14
Encounter rate, Slovenia	16.8%	15.3%	14.6%	14.9%
Worldwide encounter rate	21.5%	19.2%	20.1%	15.9%
CCM, Slovenia	4.0	8.0	5.1	3.3
Worldwide CCM	10.3	11.5	8.6	5.9

Encounter and infection rates reported here do not include totals for the Brantall, Filcoute, and Rotbrow malware families. See pages 57–64 of [Microsoft Security Intelligence Report, Volume 17](#) for an explanation of this decision.

## Encounter and infection rate trends

In 4Q14, 14.9% percent of computers in Slovenia encountered malware, compared to the 4Q14 worldwide encounter rate of 15.9 percent. In addition, the MSRT detected and removed malware from 3.3 of every 1,000 unique computers scanned in Slovenia in 4Q14 (a CCM score of 3.3, compared to the 4Q14 worldwide CCM of 5.9). The following figure shows the encounter and infection rate trends for Slovenia over the last four quarters, compared to the world as a whole.

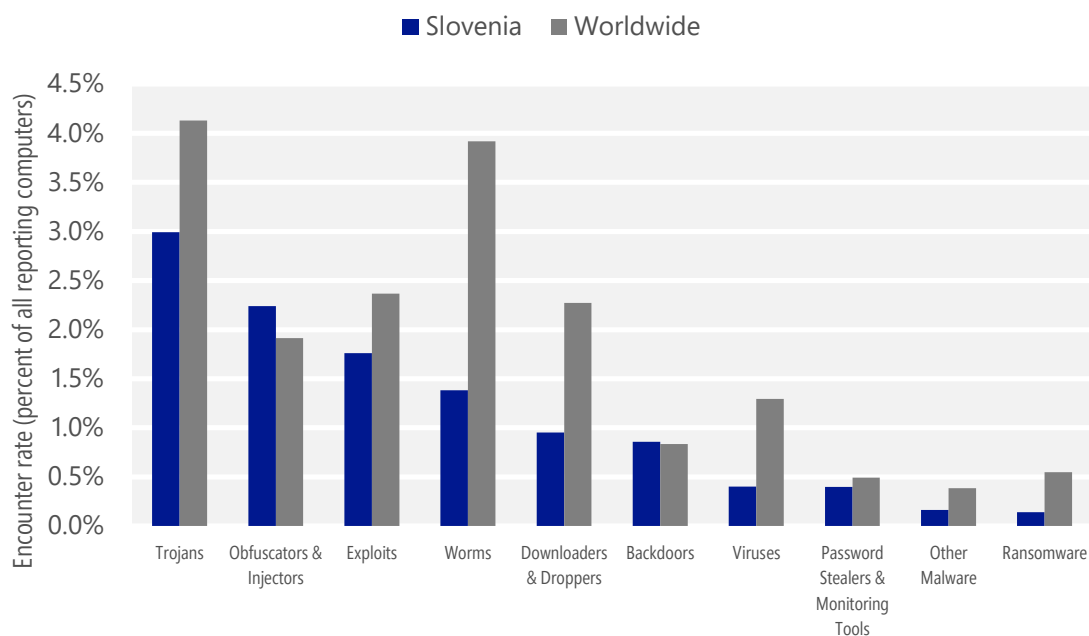
Malware encounter and infection rate trends in Slovenia and worldwide



See the Worldwide Threat Assessment section of [Microsoft Security Intelligence Report, Volume 18](http://www.microsoft.com/sir) at [www.microsoft.com/sir](http://www.microsoft.com/sir) for more information about threats in Slovenia and around the world, and for explanations of the methods and terms used here.

## Malware categories

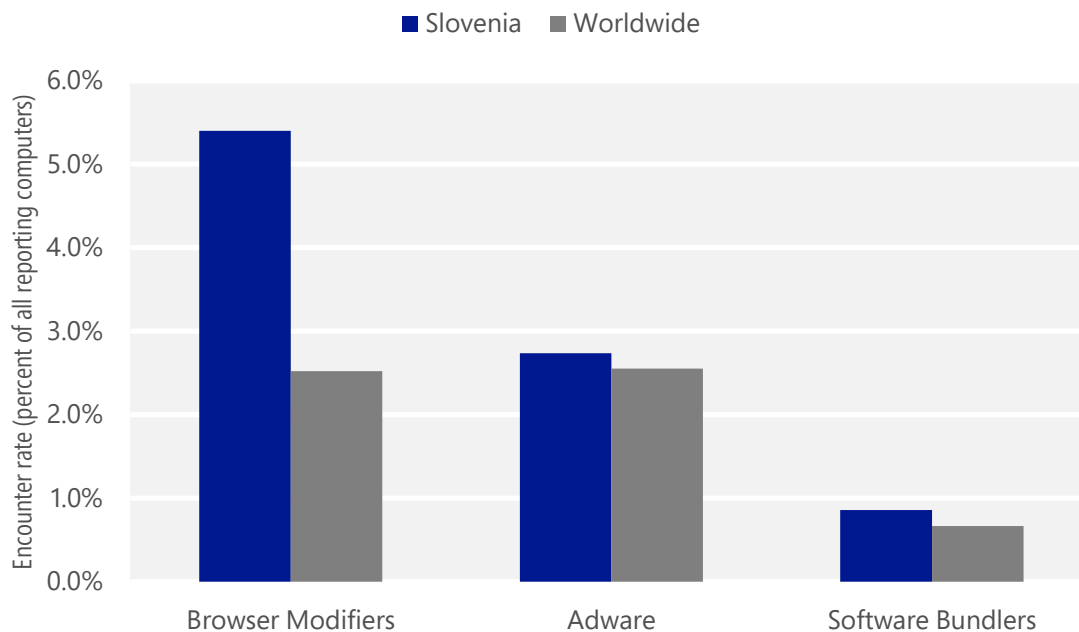
Malware encountered in Slovenia in 4Q14, by category



- The most common malware category in Slovenia in 4Q14 was Trojans. It was encountered by 3.0 percent of all computers there, down from 4.4 percent in 3Q14.
- The second most common malware category in Slovenia in 4Q14 was Obfuscators & Injectors. It was encountered by 2.2 percent of all computers there, down from 2.5 percent in 3Q14.
- The third most common malware category in Slovenia in 4Q14 was Exploits, which was encountered by 1.8 percent of all computers there, down from 2.1 percent in 3Q14.

## Unwanted software categories

Unwanted software encountered in Slovenia in 4Q14, by category



- The most common unwanted software category in Slovenia in 4Q14 was Browser Modifiers. It was encountered by 5.4 percent of all computers there, down from 5.5 percent in 3Q14.
- The second most common unwanted software category in Slovenia in 4Q14 was Adware. It was encountered by 2.7 percent of all computers there, up from 0.4 percent in 3Q14.
- The third most common unwanted software category in Slovenia in 4Q14 was Software Bundlers, which was encountered by 0.9 percent of all computers there, up from 0.1 percent in 3Q14.



## Top malware families by encounter rate

The most common malware families encountered in Slovenia in 4Q14

	Family	Most significant category	% of reporting computers
1	<a href="#">Win32/Obfuscator</a>	Obfuscators & Injectors	1.6%
2	<a href="#">JS/Axpergle</a>	Exploits	1.1%
3	<a href="#">INF/Autorun</a>	Obfuscators & Injectors	0.5%
4	<a href="#">Win32/Emotet</a>	Trojans	0.3%
5	<a href="#">Win32/Conficker</a>	Worms	0.3%
6	<a href="#">Win32/Dynamer</a>	Trojans	0.3%

- The most common malware family encountered in Slovenia in 4Q14 was [Win32/Obfuscator](#), which was encountered by 1.6 percent of reporting computers there. [Win32/Obfuscator](#) is a generic detection for programs that have had their purpose disguised to hinder analysis or detection by antivirus scanners. Such programs commonly employ a combination of methods, including encryption, compression, anti-debugging and anti-emulation techniques.
- The second most common malware family encountered in Slovenia in 4Q14 was [JS/Axpergle](#), which was encountered by 1.1 percent of reporting computers there. [JS/Axpergle](#) is a detection for the Angler exploit kit, which exploits vulnerabilities in recent versions of Internet Explorer, Silverlight, Adobe Flash Player, and Java to install malware.
- The third most common malware family encountered in Slovenia in 4Q14 was [INF/Autorun](#), which was encountered by 0.5 percent of reporting computers there. [INF/Autorun](#) is a family of worms that spreads by copying itself to the mapped drives of an infected computer. The mapped drives may include network or removable drives.
- The fourth most common malware family encountered in Slovenia in 4Q14 was [Win32/Emotet](#), which was encountered by 0.3 percent of reporting computers there. [Win32/Emotet](#) is a threat that can steal personal information, including banking user names and passwords. It is usually installed when the user opens a spam email attachment.

## Top unwanted software families by encounter rate

The most common unwanted software families encountered in Slovenia in 4Q14

	Family	Most significant category	% of reporting computers
1	<a href="#">Win32/Couponruc</a>	Browser Modifiers	3.7%
2	<a href="#">Win32/Defaulttab</a>	Browser Modifiers	1.9%
3	<a href="#">Win32/BetterSurf</a>	Adware	1.2%
4	<a href="#">Win32/Costmin</a>	Adware	1.2%
5	<a href="#">Win32/Gofileexpress</a>	Software Bundlers	0.7%

- The most common unwanted software family encountered in Slovenia in 4Q14 was [Win32/Couponruc](#), which was encountered by 3.7 percent of reporting computers there. [Win32/Couponruc](#) is a browser modifier that changes browser settings and may also modify some computer and Internet settings.
- The second most common unwanted software family encountered in Slovenia in 4Q14 was [Win32/Defaulttab](#), which was encountered by 1.9 percent of reporting computers there. [Win32/Defaulttab](#) is a browser modifier that redirects web browser searches and prevents the user from changing browser settings.
- The third most common unwanted software family encountered in Slovenia in 4Q14 was [Win32/BetterSurf](#), which was encountered by 1.2 percent of reporting computers there. [Win32/BetterSurf](#) is adware that displays unwanted ads on search engine results pages and other websites. It may be included with software bundles that offer free applications or games.

## Top threat families by infection rate

The most common malware families by infection rate in Slovenia in 4Q14

	Family	Most significant category	Infection rate (CCM)
1	<a href="#">JS/Kilim</a>	Trojans	0.7
2	<a href="#">Win32/Sality</a>	Viruses	0.3
3	<a href="#">Win32/Sefnit</a>	Trojans	0.2
4	<a href="#">Win32/Ramnit</a>	Trojans	0.2
5	<a href="#">Win32/Alureon</a>	Trojans	0.2
6	<a href="#">Win32/Helompy</a>	Worms	0.1
7	<a href="#">MSIL/Bladabindi</a>	Backdoors	0.1
8	<a href="#">Win32/Zbot</a>	Password Stealers & Monitoring Tools	0.1
9	<a href="#">Win32/Brontok</a>	Worms	0.1
10	<a href="#">Win32/Gamarue</a>	Worms	0.1

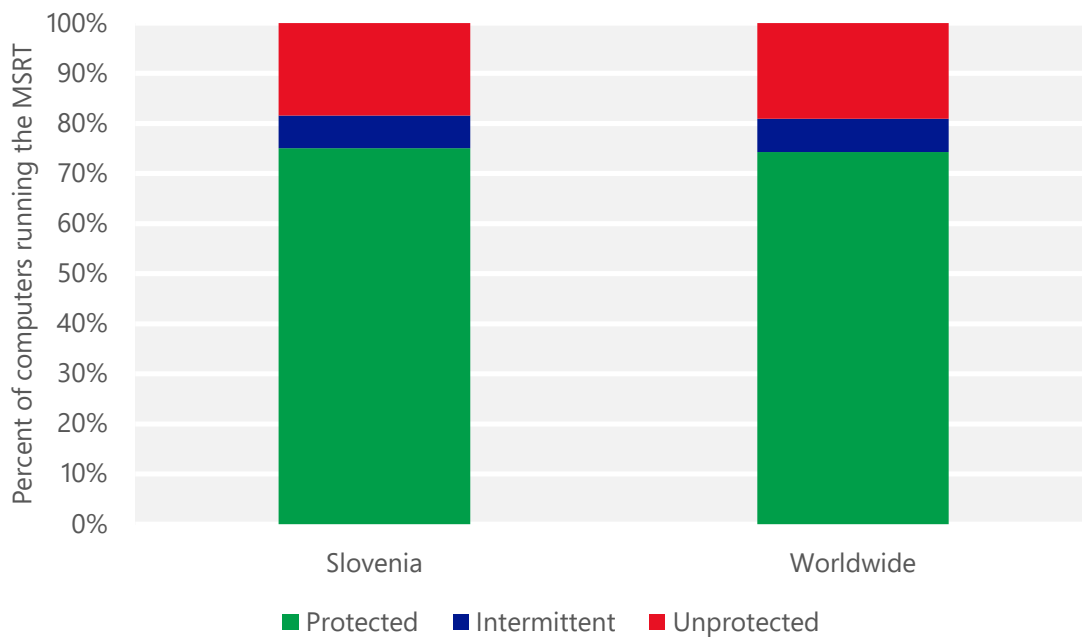
- The most common threat family infecting computers in Slovenia in 4Q14 was [JS/Kilim](#), which was detected and removed from 0.7 of every 1,000 unique computers scanned by the MSRT. [JS/Kilim](#) is a trojan that hijacks the user's Facebook, Twitter, or YouTube account to promote pages. It may post hyperlinks or like pages on Facebook, post comments on YouTube videos, or follow profiles and send direct messages on Twitter without permission.
- The second most common threat family infecting computers in Slovenia in 4Q14 was [Win32/Sality](#), which was detected and removed from 0.3 of every 1,000 unique computers scanned by the MSRT. [Win32/Sality](#) is a family of polymorphic file infectors that target executable files with the extensions .scr or .exe. They may execute a damaging payload that deletes files with certain extensions and terminates security-related processes and services.
- The third most common threat family infecting computers in Slovenia in 4Q14 was [Win32/Sefnit](#), which was detected and removed from 0.2 of every 1,000 unique computers scanned by the MSRT. [Win32/Sefnit](#) is a family of trojans that can allow backdoor access, download files, and use the computer and Internet connection for click fraud. Some variants can monitor web browsers and hijack search results.
- The fourth most common threat family infecting computers in Slovenia in 4Q14 was [Win32/Ramnit](#), which was detected and removed from 0.2 of every 1,000 unique computers scanned by the MSRT. [Win32/Ramnit](#) is a family of multi-component malware that infects executable files, Microsoft Office files, and HTML files. Win32/Ramnit spreads to removable drives and steals sensitive information such as saved FTP credentials and browser cookies. It may also open a backdoor to await instructions from a remote attacker.

## Security software use

Recent releases of the MSRT collect and report details about the state of real-time antimalware software on a computer, if the computer's administrator has chosen to opt in to provide data to Microsoft. This telemetry data makes it possible to analyze security software usage patterns around the world and correlate them with infection rates.

A typical computer runs the MSRT three times each quarter, once for each monthly version of the tool that Microsoft releases. In the figure below, "Protected" represents computers that had real-time security software active and up-to-date every time the MSRT ran during a quarter; "Intermittently protected" represents computers that had security software active during one or more MSRT executions, but not all of them; and "Unprotected" represents computers that did not have security software active during any MSRT executions that quarter.

Percent of computers in Slovenia and worldwide protected by real-time security software in 4Q14



## Drive-by download sites

A *drive-by download* site is a website that hosts one or more exploits that target vulnerabilities in web browsers and browser add-ons. Users with vulnerable computers can be infected with malware simply by visiting such a website, even without attempting to download anything. Drive-by download pages are usually hosted on legitimate Web sites to which an attacker has posted exploit code. Attackers gain access to legitimate sites through intrusion or by posting malicious code to a poorly secured web form, like a comment field on a blog. Compromised sites can be hosted anywhere in the world and concern nearly any subject imaginable, making it difficult for even an experienced user to identify a compromised site from a list of search results.

Search engines such as Bing have taken a number of measures to help protect users from drive-by downloads. As Bing indexes the web, pages are assessed for malicious elements or malicious behavior. Clicking the link in the list of search results displays a prominent warning, saying that the page may contain malicious software.

At the end of 3Q14, Bing detected 0.50 drive-by download URLs for every 1,000 URLs hosted in Slovenia, compared to 0.41 worldwide. At the end of 4Q14, Bing detected 0.56 drive-by download URLs for every 1,000 URLs hosted in Slovenia, compared to 0.45 worldwide.

Drive-by download pages per 1,000 URLs hosted in Slovenia and worldwide

Metric	October 1, 2014	January 1, 2015
Drive-by download pages per 1,000 URLs, Slovenia	0.50	0.56
<i>Drive-by download pages per 1,000 URLs worldwide</i>	<i>0.41</i>	<i>0.45</i>



# South Africa

The statistics presented here are generated by Microsoft security programs and services running on computers in South Africa in 4Q14 and previous quarters. This data is provided from administrators or users who choose to opt in to provide data to Microsoft, using IP address geolocation to determine country or region.

On computers running real-time security software, most attempts by malware to infect computers are blocked before they succeed. Therefore, for a comprehensive understanding of the malware landscape, it's important to consider infection attempts that are blocked as well as infections that are removed. For this reason, Microsoft uses two different metrics to measure malware prevalence:

- *Encounter rate* is simply the percentage of computers running Microsoft real-time security products that report a malware encounter, whether the infection attempt succeeds or not.
- *Computers cleaned per mille*, or *CCM*, is an infection rate metric that is defined as the number of computers cleaned for every 1,000 unique computers executing the Malicious Software Removal Tool (MSRT), a free tool distributed through Microsoft update services that removes more than 200 highly prevalent or serious threats from computers.

Infection rate statistics for South Africa

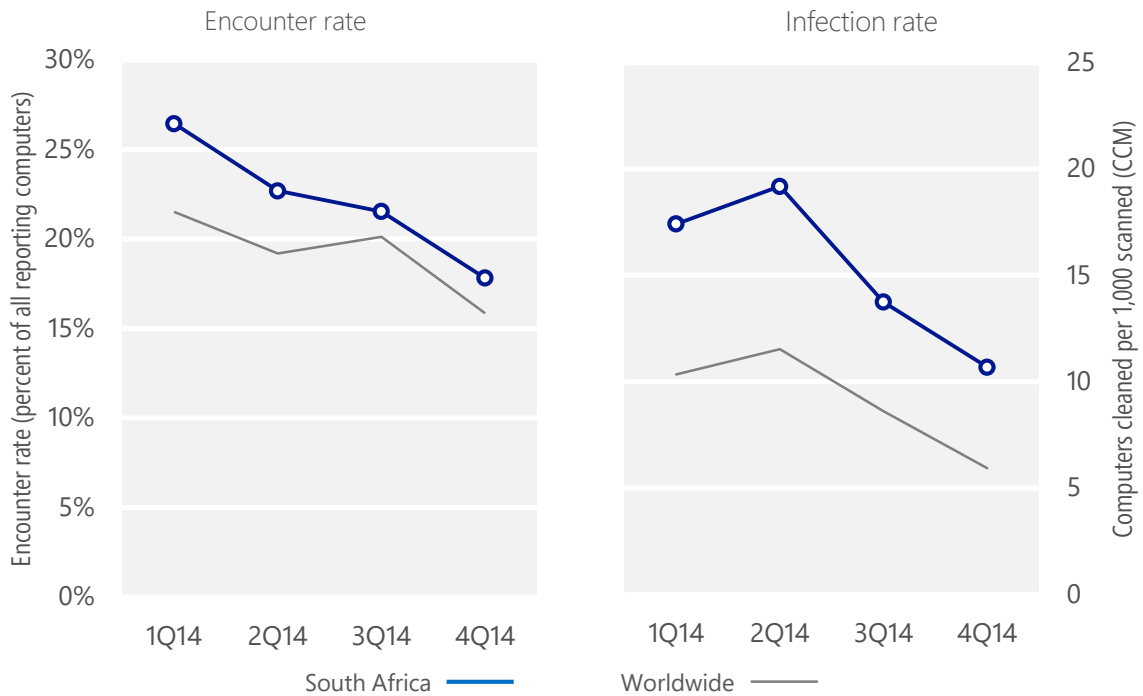
Metric	1Q14	2Q14	3Q14	4Q14
Encounter rate, South Africa	26.4%	22.7%	21.5%	17.8%
<i>Worldwide encounter rate</i>	<i>21.5%</i>	<i>19.2%</i>	<i>20.1%</i>	<i>15.9%</i>
CCM, South Africa	17.4	19.2	13.7	10.7
<i>Worldwide CCM</i>	<i>10.3</i>	<i>11.5</i>	<i>8.6</i>	<i>5.9</i>

Encounter and infection rates reported here do not include totals for the Brantall, Filcoute, and Rotbrow malware families. See pages 57–64 of [Microsoft Security Intelligence Report, Volume 17](#) for an explanation of this decision.

## Encounter and infection rate trends

In 4Q14, 17.8% percent of computers in South Africa encountered malware, compared to the 4Q14 worldwide encounter rate of 15.9 percent. In addition, the MSRT detected and removed malware from 10.7 of every 1,000 unique computers scanned in South Africa in 4Q14 (a CCM score of 10.7, compared to the 4Q14 worldwide CCM of 5.9). The following figure shows the encounter and infection rate trends for South Africa over the last four quarters, compared to the world as a whole.

Malware encounter and infection rate trends in South Africa and worldwide

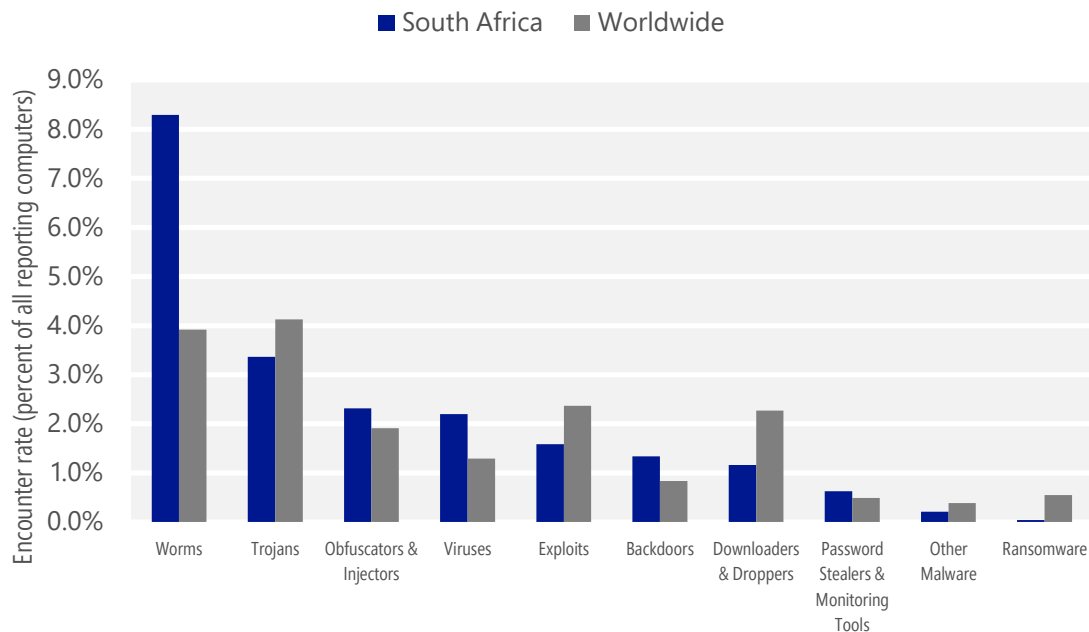


See the Worldwide Threat Assessment section of [Microsoft Security Intelligence Report, Volume 18](http://www.microsoft.com/sir) at [www.microsoft.com/sir](http://www.microsoft.com/sir) for more information about threats in South Africa and around the world, and for explanations of the methods and terms used here.



## Malware categories

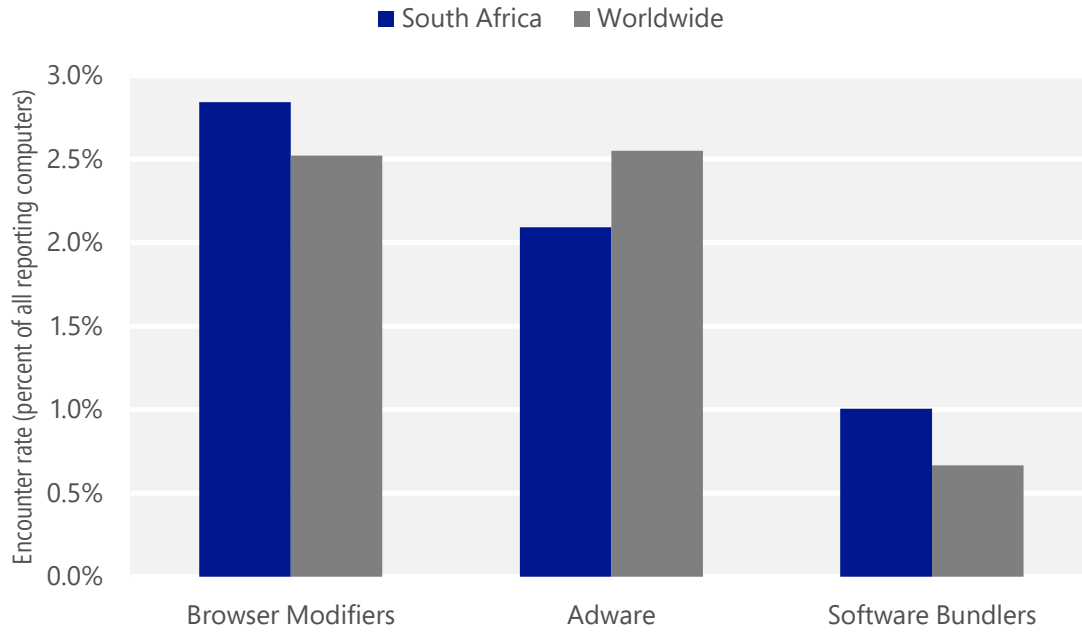
Malware encountered in South Africa in 4Q14, by category



- The most common malware category in South Africa in 4Q14 was Worms. It was encountered by 8.3 percent of all computers there, down from 10.2 percent in 3Q14.
- The second most common malware category in South Africa in 4Q14 was Trojans. It was encountered by 3.4 percent of all computers there, down from 4.9 percent in 3Q14.
- The third most common malware category in South Africa in 4Q14 was Obfuscators & Injectors, which was encountered by 2.3 percent of all computers there, down from 2.7 percent in 3Q14.

## Unwanted software categories

Unwanted software encountered in South Africa in 4Q14, by category



- The most common unwanted software category in South Africa in 4Q14 was Browser Modifiers. It was encountered by 2.8 percent of all computers there, down from 5.3 percent in 3Q14.
- The second most common unwanted software category in South Africa in 4Q14 was Adware. It was encountered by 2.1 percent of all computers there, up from 0.7 percent in 3Q14.
- The third most common unwanted software category in South Africa in 4Q14 was Software Bundlers, which was encountered by 1.0 percent of all computers there, up from 0.1 percent in 3Q14.

## Top malware families by encounter rate

The most common malware families encountered in South Africa in 4Q14

	Family	Most significant category	% of reporting computers
1	<a href="#">VBS/Jenxcus</a>	Worms	3.6%
2	<a href="#">INF/Autorun</a>	Obfuscators & Injectors	2.2%
3	<a href="#">Win32/Enosch</a>	Worms	1.6%
4	<a href="#">Win32/Vobfus</a>	Worms	0.9%
5	<a href="#">Win32/Virut</a>	Viruses	0.9%
6	<a href="#">Win32/Obfuscator</a>	Obfuscators & Injectors	0.8%
7	<a href="#">Win32/Copali</a>	Worms	0.8%
8	<a href="#">MSIL/Bladabindi</a>	Backdoors	0.7%
9	<a href="#">Win32/Sality</a>	Viruses	0.6%
10	<a href="#">Win32/Ramnit</a>	Trojans	0.6%

- The most common malware family encountered in South Africa in 4Q14 was [VBS/Jenxcus](#), which was encountered by 3.6 percent of reporting computers there. [VBS/Jenxcus](#) is a worm that gives an attacker control of the computer. It is spread by infected removable drives, like USB flash drives. It can also be downloaded within a torrent file.
- The second most common malware family encountered in South Africa in 4Q14 was [INF/Autorun](#), which was encountered by 2.2 percent of reporting computers there. [INF/Autorun](#) is a family of worms that spreads by copying itself to the mapped drives of an infected computer. The mapped drives may include network or removable drives.
- The third most common malware family encountered in South Africa in 4Q14 was [Win32/Enosch](#), which was encountered by 1.6 percent of reporting computers there. [Win32/Enosch](#) is a worm that steals Microsoft Word documents (which may include sensitive information) from the computer and emails them to a remote attacker.
- The fourth most common malware family encountered in South Africa in 4Q14 was [Win32/Vobfus](#), which was encountered by 0.9 percent of reporting computers there. [Win32/Vobfus](#) is a family of worms that spreads via network drives and removable drives and download/executes arbitrary files. Downloaded files may include additional malware.

## Top unwanted software families by encounter rate

The most common unwanted software families encountered in South Africa in 4Q14

	Family	Most significant category	% of reporting computers
1	<a href="#">Win32/Couponruc</a>	Browser Modifiers	2.3%
2	<a href="#">Win32/Costmin</a>	Adware	0.9%
3	<a href="#">Win32/Gofileexpress</a>	Software Bundlers	0.8%
4	<a href="#">Win32/BetterSurf</a>	Adware	0.8%
5	<a href="#">Win32/Defaulttab</a>	Browser Modifiers	0.6%

- The most common unwanted software family encountered in South Africa in 4Q14 was [Win32/Couponruc](#), which was encountered by 2.3 percent of reporting computers there. [Win32/Couponruc](#) is a browser modifier that changes browser settings and may also modify some computer and Internet settings.
- The second most common unwanted software family encountered in South Africa in 4Q14 was [Win32/Costmin](#), which was encountered by 0.9 percent of reporting computers there. [Win32/Costmin](#) is an adware family that installs itself as a browser extension for Internet Explorer, Mozilla Firefox, and Google Chrome, and displays advertisements as the user browses the Internet.
- The third most common unwanted software family encountered in South Africa in 4Q14 was [Win32/Gofileexpress](#), which was encountered by 0.8 percent of reporting computers there. [Win32/Gofileexpress](#) is a software bundler that installs other unwanted software, including Adware:Win32/Lollipop and Adware:Win32/CostMin.

## Top threat families by infection rate

The most common malware families by infection rate in South Africa in 4Q14

	Family	Most significant category	Infection rate (CCM)
1	<a href="#">VBS/Jenxcus</a>	Worms	4.4
2	<a href="#">Win32/Sality</a>	Viruses	1.0
3	<a href="#">Win32/Vobfus</a>	Worms	0.9
4	<a href="#">MSIL/Bladabindi</a>	Backdoors	0.6
5	<a href="#">Win32/Chir</a>	Viruses	0.5
6	<a href="#">Win32/Folstart</a>	Worms	0.5
7	<a href="#">Win32/Nuqel</a>	Worms	0.5
8	<a href="#">Win32/Ramnit</a>	Trojans	0.5
9	<a href="#">Win32/Zbot</a>	Password Stealers & Monitoring Tools	0.4
10	<a href="#">Win32/Virut</a>	Viruses	0.3

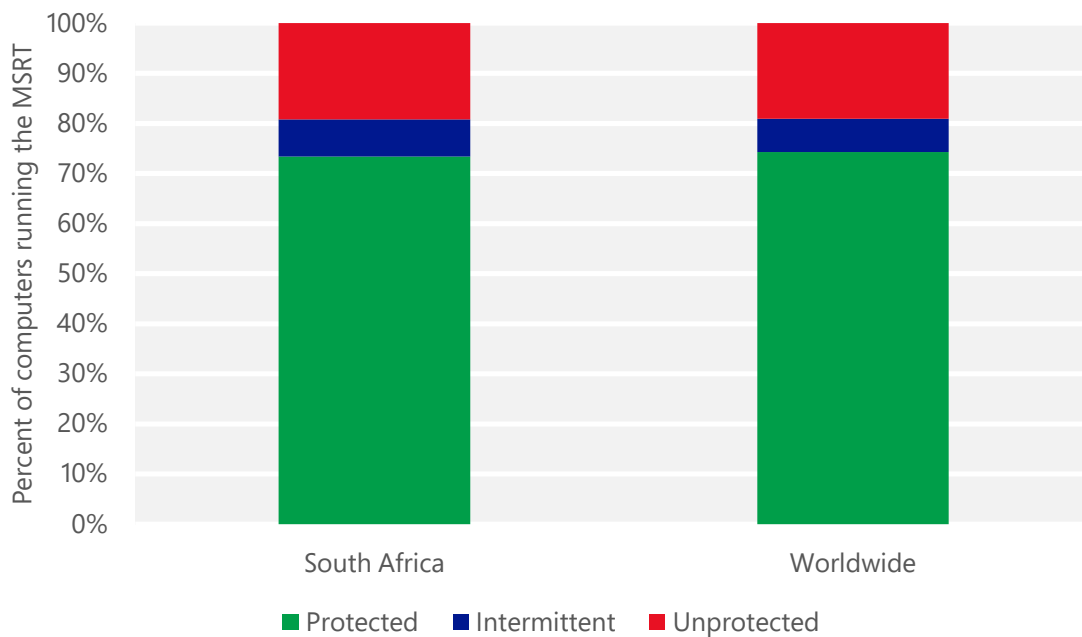
- The most common threat family infecting computers in South Africa in 4Q14 was [VBS/Jenxcus](#), which was detected and removed from 4.4 of every 1,000 unique computers scanned by the MSRT. [VBS/Jenxcus](#) is a worm that gives an attacker control of the computer. It is spread by infected removable drives, like USB flash drives. It can also be downloaded within a torrent file.
- The second most common threat family infecting computers in South Africa in 4Q14 was [Win32/Sality](#), which was detected and removed from 1.0 of every 1,000 unique computers scanned by the MSRT. [Win32/Sality](#) is a family of polymorphic file infectors that target executable files with the extensions .scr or .exe. They may execute a damaging payload that deletes files with certain extensions and terminates security-related processes and services.
- The third most common threat family infecting computers in South Africa in 4Q14 was [Win32/Vobfus](#), which was detected and removed from 0.9 of every 1,000 unique computers scanned by the MSRT. [Win32/Vobfus](#) is a family of worms that spreads via network drives and removable drives and download/executes arbitrary files. Downloaded files may include additional malware.
- The fourth most common threat family infecting computers in South Africa in 4Q14 was [MSIL/Bladabindi](#), which was detected and removed from 0.6 of every 1,000 unique computers scanned by the MSRT. [MSIL/Bladabindi](#) is a family of backdoors created by a malicious hacker tool called NJ Rat. The can steal sensitive information, download other malware, and allow backdoor access to an infected computer.

## Security software use

Recent releases of the MSRT collect and report details about the state of real-time antimalware software on a computer, if the computer's administrator has chosen to opt in to provide data to Microsoft. This telemetry data makes it possible to analyze security software usage patterns around the world and correlate them with infection rates.

A typical computer runs the MSRT three times each quarter, once for each monthly version of the tool that Microsoft releases. In the figure below, "Protected" represents computers that had real-time security software active and up-to-date every time the MSRT ran during a quarter; "Intermittently protected" represents computers that had security software active during one or more MSRT executions, but not all of them; and "Unprotected" represents computers that did not have security software active during any MSRT executions that quarter.

Percent of computers in South Africa and worldwide protected by real-time security software in 4Q14



Drive-by download sites

A *drive-by download* site is a website that hosts one or more exploits that target vulnerabilities in web browsers and browser add-ons. Users with vulnerable computers can be infected with malware simply by visiting such a website, even without attempting to download anything. Drive-by download pages are usually hosted on legitimate Web sites to which an attacker has posted exploit code. Attackers gain access to legitimate sites through intrusion or by posting malicious code to a poorly secured web form, like a comment field on a blog. Compromised sites can be hosted anywhere in the world and concern nearly any subject imaginable, making it difficult for even an experienced user to identify a compromised site from a list of search results.

Search engines such as Bing have taken a number of measures to help protect users from drive-by downloads. As Bing indexes the web, pages are assessed for malicious elements or malicious behavior. Clicking the link in the list of search results displays a prominent warning, saying that the page may contain malicious software.

At the end of 3Q14, Bing detected 0.12 drive-by download URLs for every 1,000 URLs hosted in South Africa, compared to 0.41 worldwide. At the end of 4Q14, Bing detected 0.17 drive-by download URLs for every 1,000 URLs hosted in South Africa, compared to 0.45 worldwide.

Drive-by download pages per 1,000 URLs hosted in South Africa and worldwide

Metric	October 1, 2014	January 1, 2015
Drive-by download pages per 1,000 URLs, South Africa	0.12	0.17
Drive-by download pages per 1,000 URLs worldwide	0.41	0.45





# Spain

The statistics presented here are generated by Microsoft security programs and services running on computers in Spain in 4Q14 and previous quarters. This data is provided from administrators or users who choose to opt in to provide data to Microsoft, using IP address geolocation to determine country or region.

On computers running real-time security software, most attempts by malware to infect computers are blocked before they succeed. Therefore, for a comprehensive understanding of the malware landscape, it's important to consider infection attempts that are blocked as well as infections that are removed. For this reason, Microsoft uses two different metrics to measure malware prevalence:

- *Encounter rate* is simply the percentage of computers running Microsoft real-time security products that report a malware encounter, whether the infection attempt succeeds or not.
- *Computers cleaned per mille*, or *CCM*, is an infection rate metric that is defined as the number of computers cleaned for every 1,000 unique computers executing the Malicious Software Removal Tool (MSRT), a free tool distributed through Microsoft update services that removes more than 200 highly prevalent or serious threats from computers.

Infection rate statistics for Spain

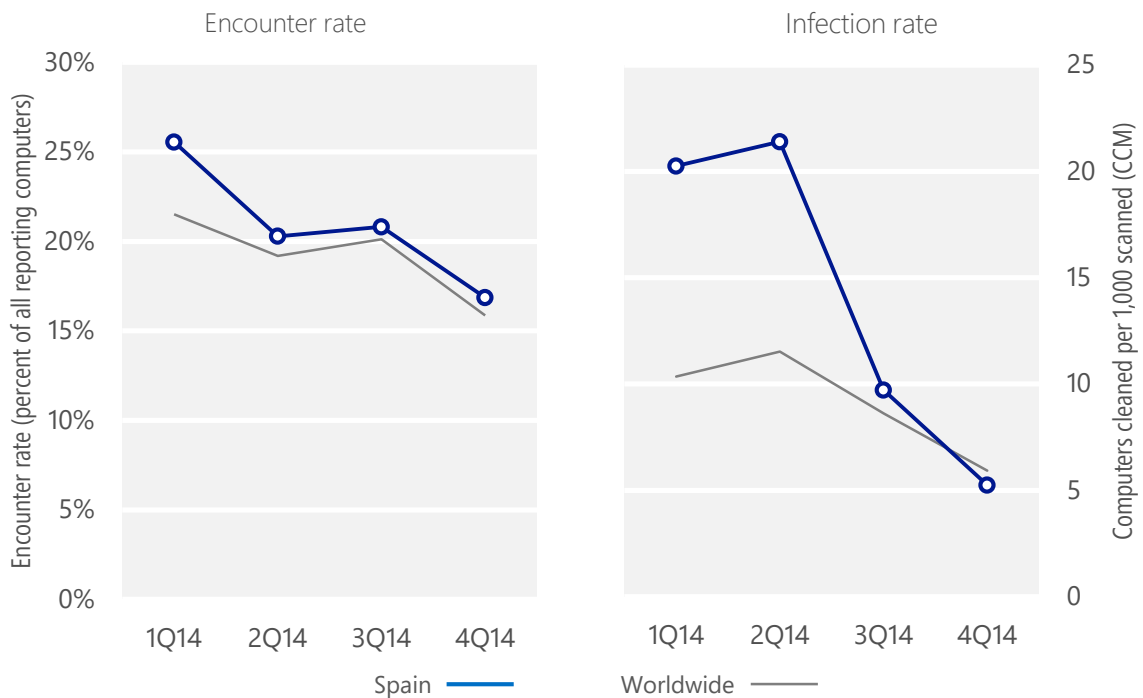
Metric	1Q14	2Q14	3Q14	4Q14
Encounter rate, Spain	25.6%	20.3%	20.8%	16.9%
Worldwide encounter rate	21.5%	19.2%	20.1%	15.9%
CCM, Spain	20.3	21.4	9.7	5.3
Worldwide CCM	10.3	11.5	8.6	5.9

Encounter and infection rates reported here do not include totals for the Brantall, Filcoute, and Rotbrow malware families. See pages 57–64 of [Microsoft Security Intelligence Report, Volume 17](#) for an explanation of this decision.

## Encounter and infection rate trends

In 4Q14, 16.9% percent of computers in Spain encountered malware, compared to the 4Q14 worldwide encounter rate of 15.9 percent. In addition, the MSRT detected and removed malware from 5.3 of every 1,000 unique computers scanned in Spain in 4Q14 (a CCM score of 5.3, compared to the 4Q14 worldwide CCM of 5.9). The following figure shows the encounter and infection rate trends for Spain over the last four quarters, compared to the world as a whole.

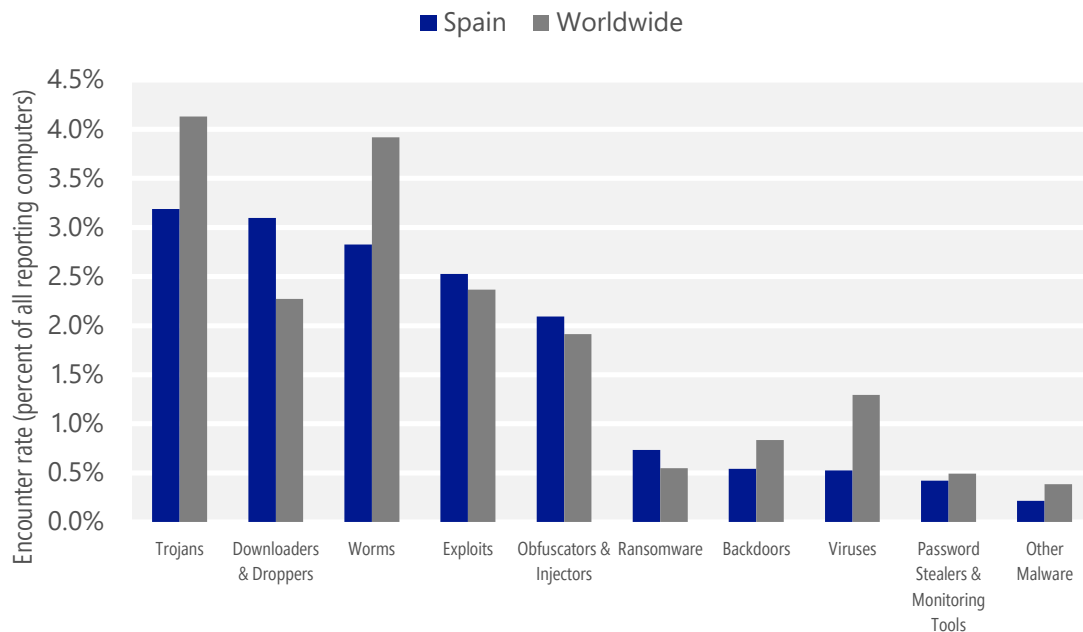
Malware encounter and infection rate trends in Spain and worldwide



See the Worldwide Threat Assessment section of [Microsoft Security Intelligence Report, Volume 18](http://www.microsoft.com/sir) at [www.microsoft.com/sir](http://www.microsoft.com/sir) for more information about threats in Spain and around the world, and for explanations of the methods and terms used here.

## Malware categories

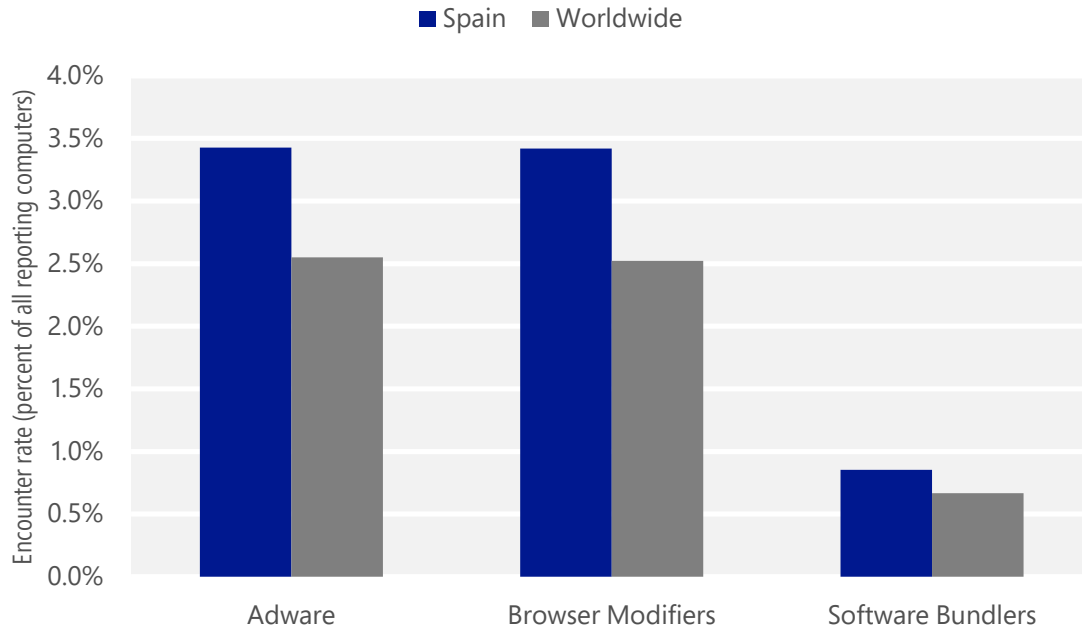
Malware encountered in Spain in 4Q14, by category



- The most common malware category in Spain in 4Q14 was Trojans. It was encountered by 3.2 percent of all computers there, down from 9.4 percent in 3Q14.
- The second most common malware category in Spain in 4Q14 was Downloaders & Droppers. It was encountered by 3.1 percent of all computers there, down from 4.4 percent in 3Q14.
- The third most common malware category in Spain in 4Q14 was Worms, which was encountered by 2.8 percent of all computers there, up from 2.3 percent in 3Q14.

## Unwanted software categories

Unwanted software encountered in Spain in 4Q14, by category



- The most common unwanted software category in Spain in 4Q14 was Adware. It was encountered by 3.4 percent of all computers there, down from 6.4 percent in 3Q14.
- The second most common unwanted software category in Spain in 4Q14 was Browser Modifiers. It was encountered by 3.4 percent of all computers there, down from 3.9 percent in 3Q14.
- The third most common unwanted software category in Spain in 4Q14 was Software Bundlers, which was encountered by 0.9 percent of all computers there, up from 0.1 percent in 3Q14.

## Top malware families by encounter rate

The most common malware families encountered in Spain in 4Q14

	Family	Most significant category	% of reporting computers
1	<a href="#">Win32/Tugspay</a>	Downloaders & Droppers	1.7%
2	<a href="#">Win32/Obfuscator</a>	Obfuscators & Injectors	1.3%
3	<a href="#">JS/Axpergle</a>	Exploits	1.1%
4	<a href="#">INF/Autorun</a>	Obfuscators & Injectors	1.0%
5	<a href="#">Win32/Conficker</a>	Worms	0.7%
6	<a href="#">Win32/Anogre</a>	Exploits	0.6%
7	<a href="#">ASX/Wimad</a>	Downloaders & Droppers	0.5%
8	<a href="#">JS/Krypterade</a>	Ransomware	0.5%
9	<a href="#">Win32/Wysotot</a>	Trojans	0.4%
10	<a href="#">VBS/Jenxcus</a>	Worms	0.4%

- The most common malware family encountered in Spain in 4Q14 was [Win32/Tugspay](#), which was encountered by 1.7 percent of reporting computers there. [Win32/Tugspay](#) is a downloader that spreads by posing as an installer for legitimate software, such as a Java update, or through other malware. When installed, it downloads unwanted software to the computer.
- The second most common malware family encountered in Spain in 4Q14 was [Win32/Obfuscator](#), which was encountered by 1.3 percent of reporting computers there. [Win32/Obfuscator](#) is a generic detection for programs that have had their purpose disguised to hinder analysis or detection by antivirus scanners. Such programs commonly employ a combination of methods, including encryption, compression, anti-debugging and anti-emulation techniques.
- The third most common malware family encountered in Spain in 4Q14 was [JS/Axpergle](#), which was encountered by 1.1 percent of reporting computers there. [JS/Axpergle](#) is a detection for the Angler exploit kit, which exploits vulnerabilities in recent versions of Internet Explorer, Silverlight, Adobe Flash Player, and Java to install malware.
- The fourth most common malware family encountered in Spain in 4Q14 was [INF/Autorun](#), which was encountered by 1.0 percent of reporting computers there. [INF/Autorun](#) is a family of worms that spreads by copying itself to the mapped drives of an infected computer. The mapped drives may include network or removable drives.

## Top unwanted software families by encounter rate

The most common unwanted software families encountered in Spain in 4Q14

	Family	Most significant category	% of reporting computers
1	<a href="#">Win32/Couponruc</a>	Browser Modifiers	3.2%
2	<a href="#">Win32/Costmin</a>	Adware	1.4%
3	<a href="#">Win32/BetterSurf</a>	Adware	0.9%
4	<a href="#">Win32/Pennybee</a>	Adware	0.3%
5	<a href="#">Win32/Gofileexpress</a>	Software Bundlers	0.3%

- The most common unwanted software family encountered in Spain in 4Q14 was [Win32/Couponruc](#), which was encountered by 3.2 percent of reporting computers there. [Win32/Couponruc](#) is a browser modifier that changes browser settings and may also modify some computer and Internet settings.
- The second most common unwanted software family encountered in Spain in 4Q14 was [Win32/Costmin](#), which was encountered by 1.4 percent of reporting computers there. [Win32/Costmin](#) is an adware family that installs itself as a browser extension for Internet Explorer, Mozilla Firefox, and Google Chrome, and displays advertisements as the user browses the Internet.
- The third most common unwanted software family encountered in Spain in 4Q14 was [Win32/BetterSurf](#), which was encountered by 0.9 percent of reporting computers there. [Win32/BetterSurf](#) is adware that displays unwanted ads on search engine results pages and other websites. It may be included with software bundles that offer free applications or games.

## Top threat families by infection rate

The most common malware families by infection rate in Spain in 4Q14

	Family	Most significant category	Infection rate (CCM)
1	<a href="#">Win32/Wysotot</a>	Trojans	1.0
2	<a href="#">Win32/Sefnit</a>	Trojans	0.8
3	<a href="#">VBS/Jenxcus</a>	Worms	0.5
4	<a href="#">Win32/Brontok</a>	Worms	0.3
5	<a href="#">Win32/Alureon</a>	Trojans	0.3
6	<a href="#">Win32/Sality</a>	Viruses	0.2
7	<a href="#">Win32/Zbot</a>	Password Stealers & Monitoring Tools	0.2
8	<a href="#">Win32/Conficker</a>	Worms	0.2
9	<a href="#">Win32/Sirefef</a>	Trojans	0.2
10	<a href="#">Win32/Ramnit</a>	Trojans	0.2

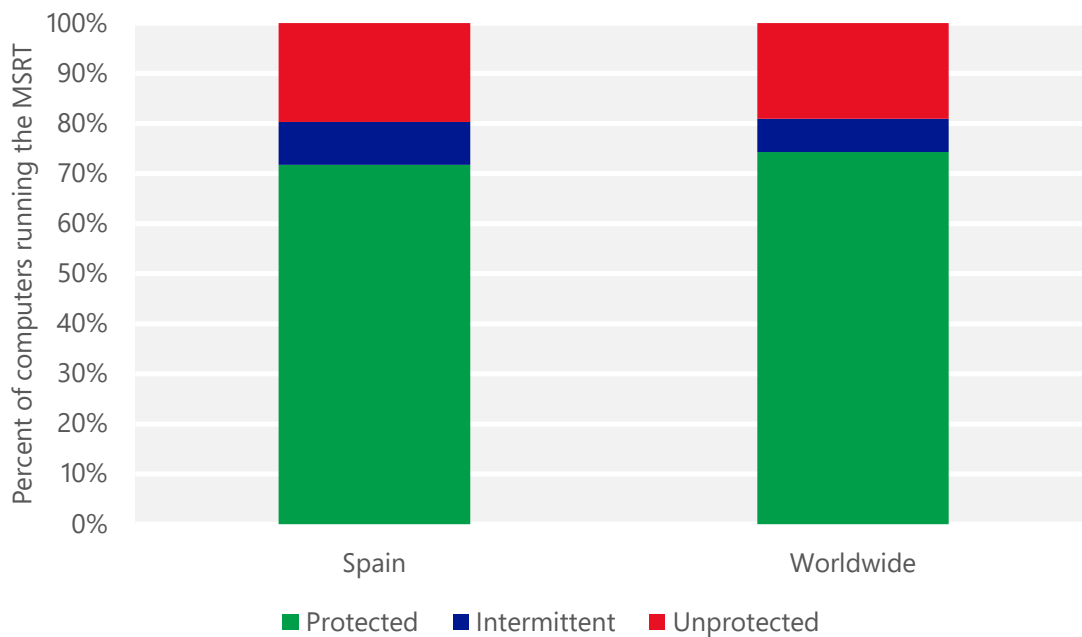
- The most common threat family infecting computers in Spain in 4Q14 was [Win32/Wysotot](#), which was detected and removed from 1.0 of every 1,000 unique computers scanned by the MSRT. [Win32/Wysotot](#) is a threat that can change the start page of the user's web browser, and may download and install other files to the computer. It is installed by software bundlers that advertise free software or games.
- The second most common threat family infecting computers in Spain in 4Q14 was [Win32/Sefnit](#), which was detected and removed from 0.8 of every 1,000 unique computers scanned by the MSRT. [Win32/Sefnit](#) is a family of trojans that can allow backdoor access, download files, and use the computer and Internet connection for click fraud. Some variants can monitor web browsers and hijack search results.
- The third most common threat family infecting computers in Spain in 4Q14 was [VBS/Jenxcus](#), which was detected and removed from 0.5 of every 1,000 unique computers scanned by the MSRT. [VBS/Jenxcus](#) is a worm that gives an attacker control of the computer. It is spread by infected removable drives, like USB flash drives. It can also be downloaded within a torrent file.
- The fourth most common threat family infecting computers in Spain in 4Q14 was [Win32/Brontok](#), which was detected and removed from 0.3 of every 1,000 unique computers scanned by the MSRT. [Win32/Brontok](#) is a mass-mailing email worm that spreads by sending copies of itself as email attachments to addresses gathered from files on the infected computer, and by copying itself to removable volumes. Brontok can disable security software, and may conduct DoS attacks against certain websites.

## Security software use

Recent releases of the MSRT collect and report details about the state of real-time antimalware software on a computer, if the computer's administrator has chosen to opt in to provide data to Microsoft. This telemetry data makes it possible to analyze security software usage patterns around the world and correlate them with infection rates.

A typical computer runs the MSRT three times each quarter, once for each monthly version of the tool that Microsoft releases. In the figure below, "Protected" represents computers that had real-time security software active and up-to-date every time the MSRT ran during a quarter; "Intermittently protected" represents computers that had security software active during one or more MSRT executions, but not all of them; and "Unprotected" represents computers that did not have security software active during any MSRT executions that quarter.

Percent of computers in Spain and worldwide protected by real-time security software in 4Q14





## Drive-by download sites

A *drive-by download* site is a website that hosts one or more exploits that target vulnerabilities in web browsers and browser add-ons. Users with vulnerable computers can be infected with malware simply by visiting such a website, even without attempting to download anything. Drive-by download pages are usually hosted on legitimate Web sites to which an attacker has posted exploit code. Attackers gain access to legitimate sites through intrusion or by posting malicious code to a poorly secured web form, like a comment field on a blog. Compromised sites can be hosted anywhere in the world and concern nearly any subject imaginable, making it difficult for even an experienced user to identify a compromised site from a list of search results.

Search engines such as Bing have taken a number of measures to help protect users from drive-by downloads. As Bing indexes the web, pages are assessed for malicious elements or malicious behavior. Clicking the link in the list of search results displays a prominent warning, saying that the page may contain malicious software.

At the end of 3Q14, Bing detected 0.26 drive-by download URLs for every 1,000 URLs hosted in Spain, compared to 0.41 worldwide. At the end of 4Q14, Bing detected 0.21 drive-by download URLs for every 1,000 URLs hosted in Spain, compared to 0.45 worldwide.

Drive-by download pages per 1,000 URLs hosted in Spain and worldwide

Metric	October 1, 2014	January 1, 2015
Drive-by download pages per 1,000 URLs, Spain	0.26	0.21
<i>Drive-by download pages per 1,000 URLs worldwide</i>	<i>0.41</i>	<i>0.45</i>



# Sri Lanka

The statistics presented here are generated by Microsoft security programs and services running on computers in Sri Lanka in 4Q14 and previous quarters. This data is provided from administrators or users who choose to opt in to provide data to Microsoft, using IP address geolocation to determine country or region.

On computers running real-time security software, most attempts by malware to infect computers are blocked before they succeed. Therefore, for a comprehensive understanding of the malware landscape, it's important to consider infection attempts that are blocked as well as infections that are removed. For this reason, Microsoft uses two different metrics to measure malware prevalence:

- *Encounter rate* is simply the percentage of computers running Microsoft real-time security products that report a malware encounter, whether the infection attempt succeeds or not.
- *Computers cleaned per mille*, or *CCM*, is an infection rate metric that is defined as the number of computers cleaned for every 1,000 unique computers executing the Malicious Software Removal Tool (MSRT), a free tool distributed through Microsoft update services that removes more than 200 highly prevalent or serious threats from computers.

Infection rate statistics for Sri Lanka

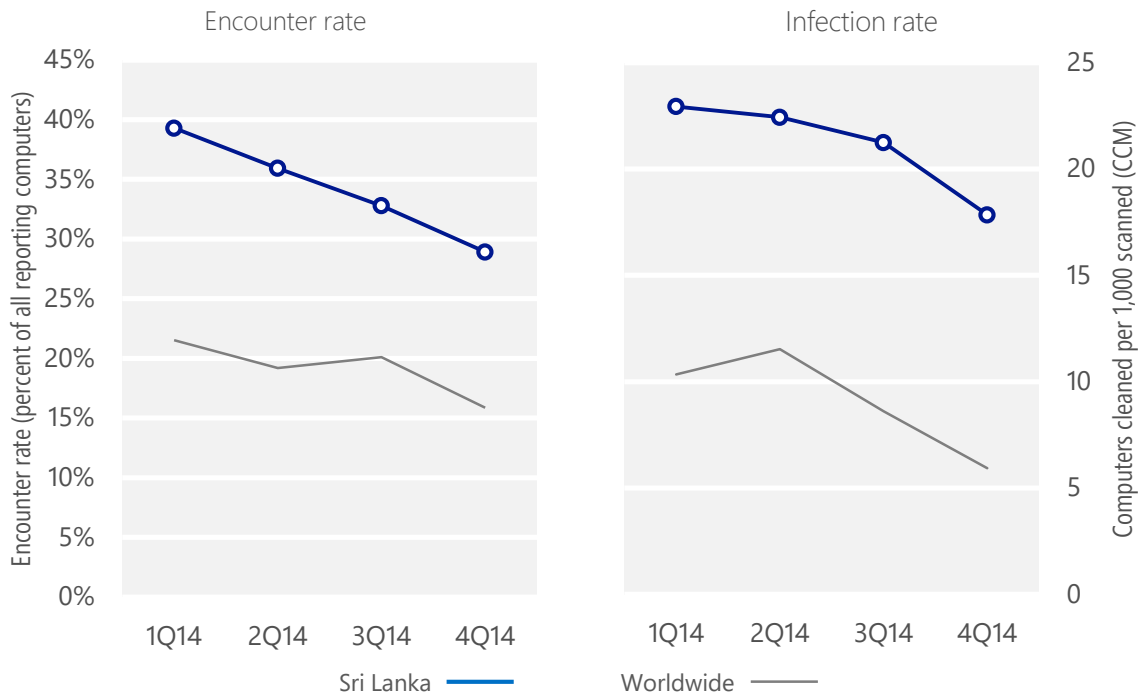
Metric	1Q14	2Q14	3Q14	4Q14
Encounter rate, Sri Lanka	39.3%	35.9%	32.8%	28.9%
Worldwide encounter rate	21.5%	19.2%	20.1%	15.9%
CCM, Sri Lanka	22.9	22.4	21.2	17.8
Worldwide CCM	10.3	11.5	8.6	5.9

Encounter and infection rates reported here do not include totals for the Brantall, Filcoute, and Rotbrow malware families. See pages 57–64 of [Microsoft Security Intelligence Report, Volume 17](#) for an explanation of this decision.

## Encounter and infection rate trends

In 4Q14, 28.9% percent of computers in Sri Lanka encountered malware, compared to the 4Q14 worldwide encounter rate of 15.9 percent. In addition, the MSRT detected and removed malware from 17.8 of every 1,000 unique computers scanned in Sri Lanka in 4Q14 (a CCM score of 17.8, compared to the 4Q14 worldwide CCM of 5.9). The following figure shows the encounter and infection rate trends for Sri Lanka over the last four quarters, compared to the world as a whole.

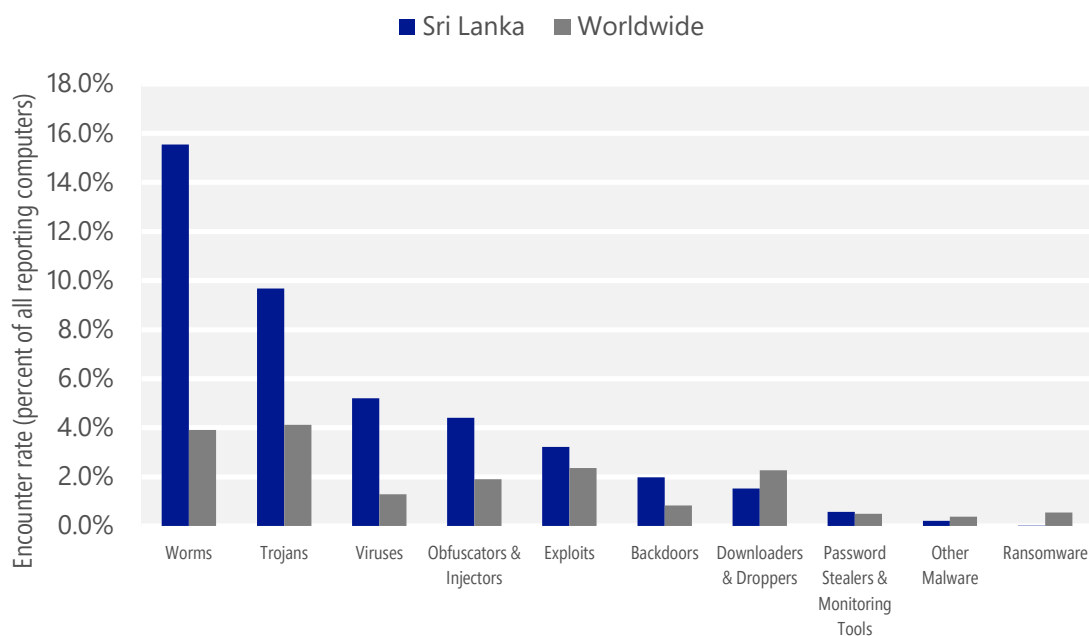
Malware encounter and infection rate trends in Sri Lanka and worldwide



See the Worldwide Threat Assessment section of [Microsoft Security Intelligence Report, Volume 18](http://www.microsoft.com/sir) at [www.microsoft.com/sir](http://www.microsoft.com/sir) for more information about threats in Sri Lanka and around the world, and for explanations of the methods and terms used here.

## Malware categories

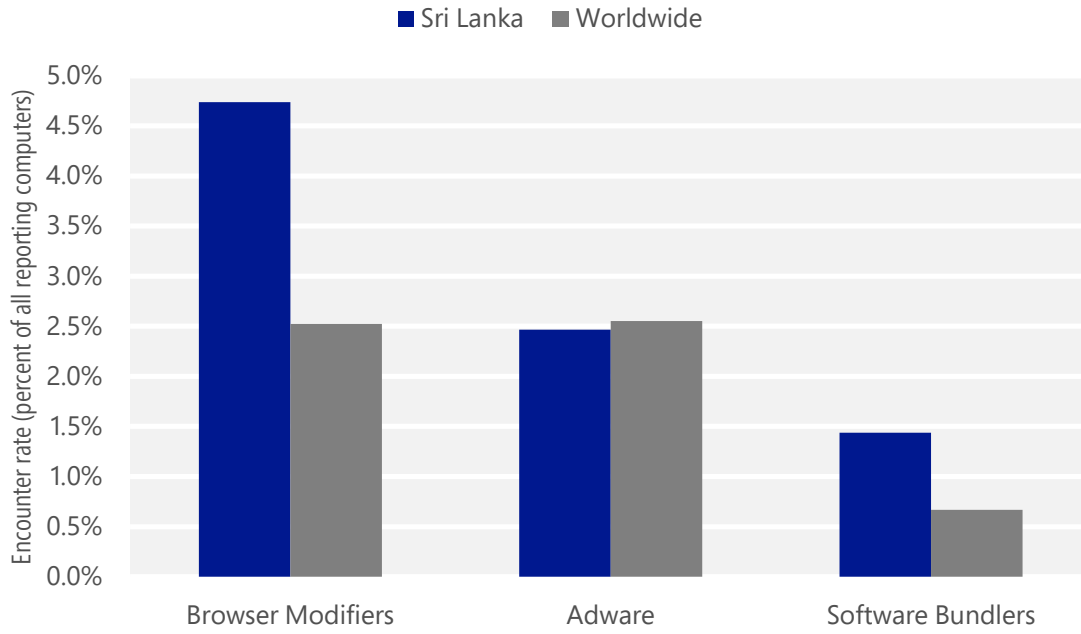
Malware encountered in Sri Lanka in 4Q14, by category



- The most common malware category in Sri Lanka in 4Q14 was Worms. It was encountered by 15.5 percent of all computers there, down from 16.7 percent in 3Q14.
- The second most common malware category in Sri Lanka in 4Q14 was Trojans. It was encountered by 9.7 percent of all computers there, down from 13.9 percent in 3Q14.
- The third most common malware category in Sri Lanka in 4Q14 was Viruses, which was encountered by 5.2 percent of all computers there, down from 6.4 percent in 3Q14.

## Unwanted software categories

Unwanted software encountered in Sri Lanka in 4Q14, by category



- The most common unwanted software category in Sri Lanka in 4Q14 was Browser Modifiers. It was encountered by 4.7 percent of all computers there, down from 5.4 percent in 3Q14.
- The second most common unwanted software category in Sri Lanka in 4Q14 was Adware. It was encountered by 2.5 percent of all computers there, up from 0.8 percent in 3Q14.
- The third most common unwanted software category in Sri Lanka in 4Q14 was Software Bundlers, which was encountered by 1.4 percent of all computers there, up from 0.1 percent in 3Q14.

## Top malware families by encounter rate

The most common malware families encountered in Sri Lanka in 4Q14

	Family	Most significant category	% of reporting computers
1	<a href="#">INF/Autorun</a>	Obfuscators & Injectors	7.8%
2	<a href="#">VBS/Jenxcus</a>	Worms	4.6%
3	<a href="#">Win32/Ippedo</a>	Worms	4.2%
4	<a href="#">Win32/Sality</a>	Viruses	3.0%
5	<a href="#">Win32/CplLnk</a>	Exploits	2.7%
6	<a href="#">Win32/Ramnit</a>	Trojans	2.5%
7	<a href="#">Win32/Arande</a>	Trojans	2.5%
8	<a href="#">Win32/Nuqel</a>	Worms	2.5%
9	<a href="#">Win32/Dorkbot</a>	Worms	2.0%
10	<a href="#">Win32/Delicious</a>	Viruses	1.5%

- The most common malware family encountered in Sri Lanka in 4Q14 was [INF/Autorun](#), which was encountered by 7.8 percent of reporting computers there. [INF/Autorun](#) is a family of worms that spreads by copying itself to the mapped drives of an infected computer. The mapped drives may include network or removable drives.
- The second most common malware family encountered in Sri Lanka in 4Q14 was [VBS/Jenxcus](#), which was encountered by 4.6 percent of reporting computers there. [VBS/Jenxcus](#) is a worm that gives an attacker control of the computer. It is spread by infected removable drives, like USB flash drives. It can also be downloaded within a torrent file.
- The third most common malware family encountered in Sri Lanka in 4Q14 was [Win32/Ippedo](#), which was encountered by 4.2 percent of reporting computers there. [Win32/Ippedo](#) is a worm that can send sensitive information to a malicious hacker. It spreads through infected removable drives, such as USB flash drives.
- The fourth most common malware family encountered in Sri Lanka in 4Q14 was [Win32/Sality](#), which was encountered by 3.0 percent of reporting computers there. [Win32/Sality](#) is a family of polymorphic file infectors that target executable files with the extensions .scr or .exe. They may execute a damaging payload that deletes files with certain extensions and terminates security-related processes and services.

## Top unwanted software families by encounter rate

The most common unwanted software families encountered in Sri Lanka in 4Q14

	Family	Most significant category	% of reporting computers
1	<a href="#">Win32/Couponruc</a>	Browser Modifiers	3.0%
2	<a href="#">Win32/Defaulttab</a>	Browser Modifiers	1.9%
3	<a href="#">Win32/BetterSurf</a>	Adware	1.3%
4	<a href="#">Win32/Gofileexpress</a>	Software Bundlers	1.1%
5	<a href="#">Win32/Costmin</a>	Adware	0.9%

- The most common unwanted software family encountered in Sri Lanka in 4Q14 was [Win32/Couponruc](#), which was encountered by 3.0 percent of reporting computers there. [Win32/Couponruc](#) is a browser modifier that changes browser settings and may also modify some computer and Internet settings.
- The second most common unwanted software family encountered in Sri Lanka in 4Q14 was [Win32/Defaulttab](#), which was encountered by 1.9 percent of reporting computers there. [Win32/Defaulttab](#) is a browser modifier that redirects web browser searches and prevents the user from changing browser settings.
- The third most common unwanted software family encountered in Sri Lanka in 4Q14 was [Win32/BetterSurf](#), which was encountered by 1.3 percent of reporting computers there. [Win32/BetterSurf](#) is adware that displays unwanted ads on search engine results pages and other websites. It may be included with software bundles that offer free applications or games.



## Top threat families by infection rate

The most common malware families by infection rate in Sri Lanka in 4Q14

	Family	Most significant category	Infection rate (CCM)
1	<a href="#">Win32/Sality</a>	Viruses	5.2
2	<a href="#">VBS/Jenxcus</a>	Worms	4.3
3	<a href="#">Win32/Nuqel</a>	Worms	1.7
4	<a href="#">Win32/Ramnit</a>	Trojans	1.2
5	<a href="#">Win32/Dorkbot</a>	Worms	1.2
6	<a href="#">Win32/Chir</a>	Viruses	0.9
7	<a href="#">Win32/Gamarue</a>	Worms	0.7
8	<a href="#">Win32/Lethic</a>	Trojans	0.5
9	<a href="#">Win32/Parite</a>	Viruses	0.5
10	<a href="#">Win32/Babonock</a>	Worms	0.5

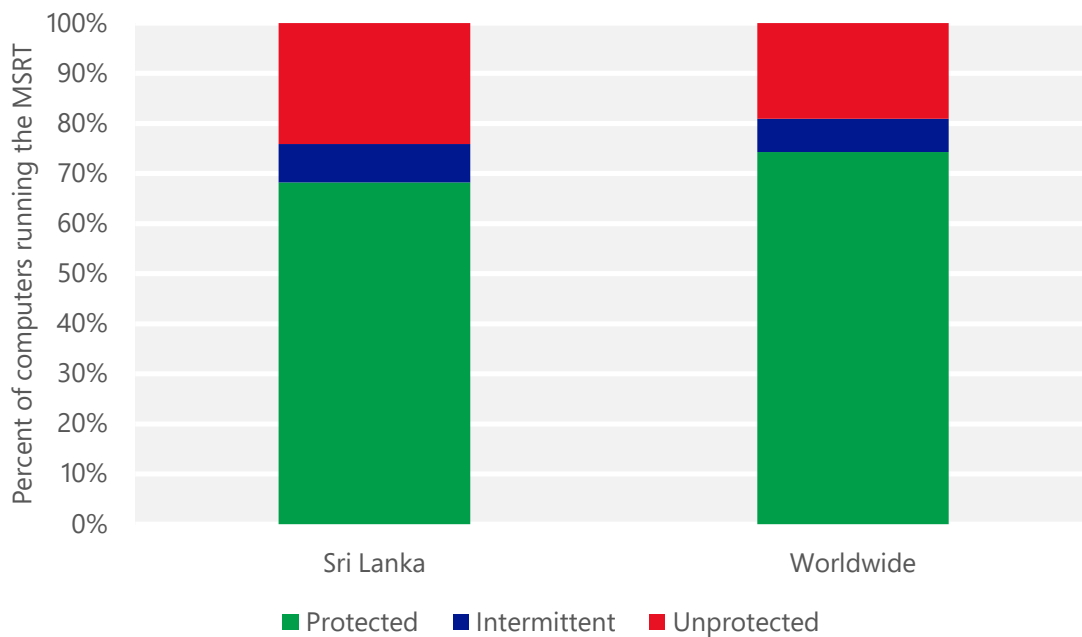
- The most common threat family infecting computers in Sri Lanka in 4Q14 was [Win32/Sality](#), which was detected and removed from 5.2 of every 1,000 unique computers scanned by the MSRT. [Win32/Sality](#) is a family of polymorphic file infectors that target executable files with the extensions .scr or .exe. They may execute a damaging payload that deletes files with certain extensions and terminates security-related processes and services.
- The second most common threat family infecting computers in Sri Lanka in 4Q14 was [VBS/Jenxcus](#), which was detected and removed from 4.3 of every 1,000 unique computers scanned by the MSRT. [VBS/Jenxcus](#) is a worm that gives an attacker control of the computer. It is spread by infected removable drives, like USB flash drives. It can also be downloaded within a torrent file.
- The third most common threat family infecting computers in Sri Lanka in 4Q14 was [Win32/Nuqel](#), which was detected and removed from 1.7 of every 1,000 unique computers scanned by the MSRT. [Win32/Nuqel](#) is a worm that spreads via mapped drives and certain instant messaging applications. It may modify system settings, connect to certain websites, download arbitrary files, or take other malicious actions.
- The fourth most common threat family infecting computers in Sri Lanka in 4Q14 was [Win32/Ramnit](#), which was detected and removed from 1.2 of every 1,000 unique computers scanned by the MSRT. [Win32/Ramnit](#) is a family of multi-component malware that infects executable files, Microsoft Office files, and HTML files. Win32/Ramnit spreads to removable drives and steals sensitive information such as saved FTP credentials and browser cookies. It may also open a backdoor to await instructions from a remote attacker.

## Security software use

Recent releases of the MSRT collect and report details about the state of real-time antimalware software on a computer, if the computer's administrator has chosen to opt in to provide data to Microsoft. This telemetry data makes it possible to analyze security software usage patterns around the world and correlate them with infection rates.

A typical computer runs the MSRT three times each quarter, once for each monthly version of the tool that Microsoft releases. In the figure below, "Protected" represents computers that had real-time security software active and up-to-date every time the MSRT ran during a quarter; "Intermittently protected" represents computers that had security software active during one or more MSRT executions, but not all of them; and "Unprotected" represents computers that did not have security software active during any MSRT executions that quarter.

Percent of computers in Sri Lanka and worldwide protected by real-time security software in 4Q14



## Drive-by download sites

A *drive-by download* site is a website that hosts one or more exploits that target vulnerabilities in web browsers and browser add-ons. Users with vulnerable computers can be infected with malware simply by visiting such a website, even without attempting to download anything. Drive-by download pages are usually hosted on legitimate Web sites to which an attacker has posted exploit code. Attackers gain access to legitimate sites through intrusion or by posting malicious code to a poorly secured web form, like a comment field on a blog. Compromised sites can be hosted anywhere in the world and concern nearly any subject imaginable, making it difficult for even an experienced user to identify a compromised site from a list of search results.

Search engines such as Bing have taken a number of measures to help protect users from drive-by downloads. As Bing indexes the web, pages are assessed for malicious elements or malicious behavior. Clicking the link in the list of search results displays a prominent warning, saying that the page may contain malicious software.

At the end of 3Q14, Bing detected 0.07 drive-by download URLs for every 1,000 URLs hosted in Sri Lanka, compared to 0.41 worldwide. At the end of 4Q14, Bing detected 0.41 drive-by download URLs for every 1,000 URLs hosted in Sri Lanka, compared to 0.45 worldwide.

Drive-by download pages per 1,000 URLs hosted in Sri Lanka and worldwide

Metric	October 1, 2014	January 1, 2015
Drive-by download pages per 1,000 URLs, Sri Lanka	0.07	0.41
<i>Drive-by download pages per 1,000 URLs worldwide</i>	<i>0.41</i>	<i>0.45</i>



# Sweden

The statistics presented here are generated by Microsoft security programs and services running on computers in Sweden in 4Q14 and previous quarters. This data is provided from administrators or users who choose to opt in to provide data to Microsoft, using IP address geolocation to determine country or region.

On computers running real-time security software, most attempts by malware to infect computers are blocked before they succeed. Therefore, for a comprehensive understanding of the malware landscape, it's important to consider infection attempts that are blocked as well as infections that are removed. For this reason, Microsoft uses two different metrics to measure malware prevalence:

- *Encounter rate* is simply the percentage of computers running Microsoft real-time security products that report a malware encounter, whether the infection attempt succeeds or not.
- *Computers cleaned per mille*, or *CCM*, is an infection rate metric that is defined as the number of computers cleaned for every 1,000 unique computers executing the Malicious Software Removal Tool (MSRT), a free tool distributed through Microsoft update services that removes more than 200 highly prevalent or serious threats from computers.

Infection rate statistics for Sweden

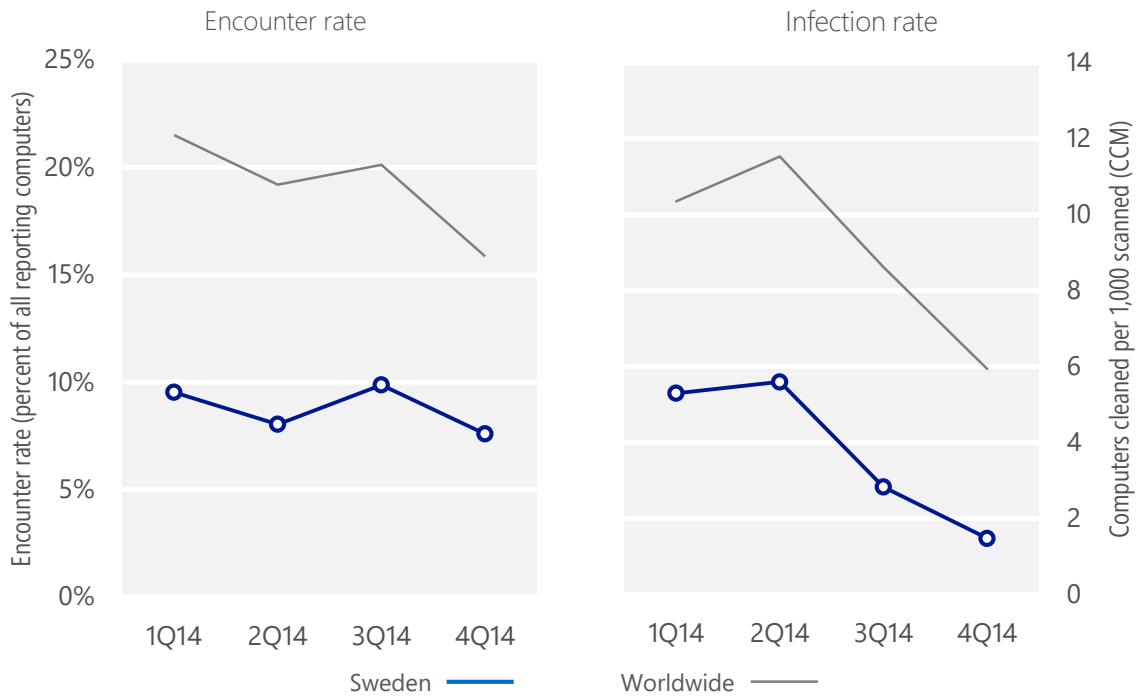
Metric	1Q14	2Q14	3Q14	4Q14
Encounter rate, Sweden	9.5%	8.0%	9.9%	7.6%
Worldwide encounter rate	21.5%	19.2%	20.1%	15.9%
CCM, Sweden	5.3	5.6	2.8	1.5
Worldwide CCM	10.3	11.5	8.6	5.9

Encounter and infection rates reported here do not include totals for the Brantall, Filcoute, and Rotbrow malware families. See pages 57–64 of [Microsoft Security Intelligence Report, Volume 17](#) for an explanation of this decision.

## Encounter and infection rate trends

In 4Q14, 7.6% percent of computers in Sweden encountered malware, compared to the 4Q14 worldwide encounter rate of 15.9 percent. In addition, the MSRT detected and removed malware from 1.5 of every 1,000 unique computers scanned in Sweden in 4Q14 (a CCM score of 1.5, compared to the 4Q14 worldwide CCM of 5.9). The following figure shows the encounter and infection rate trends for Sweden over the last four quarters, compared to the world as a whole.

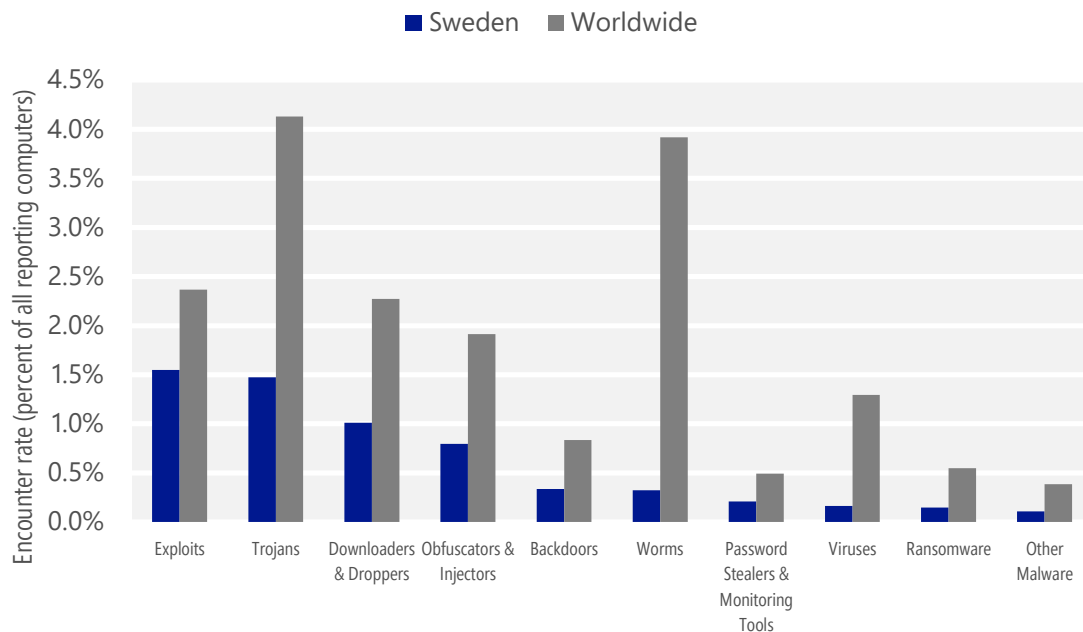
Malware encounter and infection rate trends in Sweden and worldwide



See the Worldwide Threat Assessment section of [Microsoft Security Intelligence Report, Volume 18](http://www.microsoft.com/sir) at [www.microsoft.com/sir](http://www.microsoft.com/sir) for more information about threats in Sweden and around the world, and for explanations of the methods and terms used here.

## Malware categories

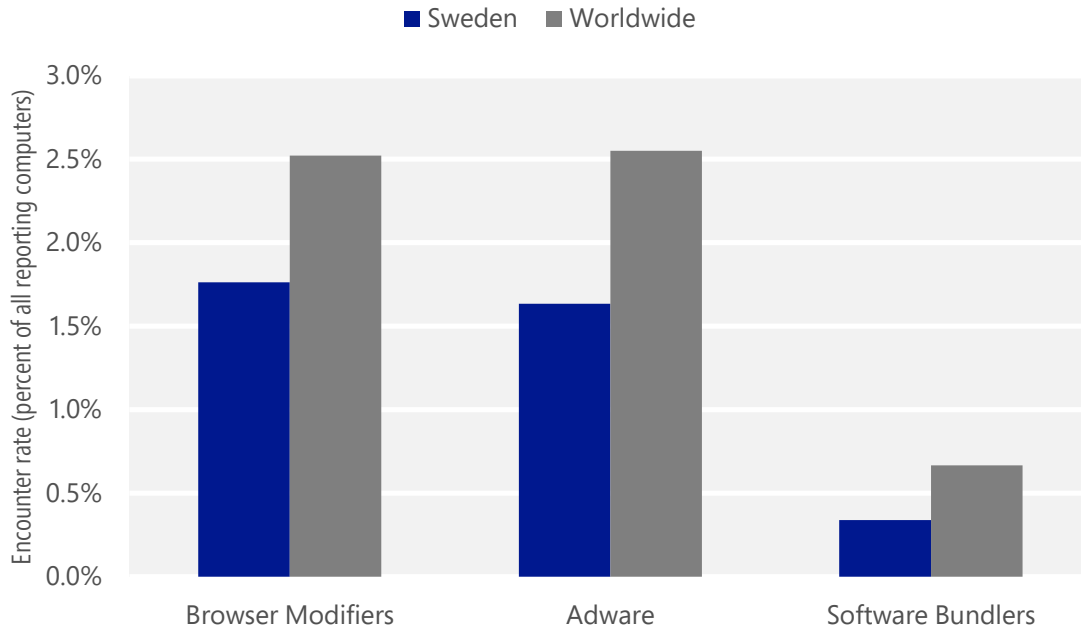
Malware encountered in Sweden in 4Q14, by category



- The most common malware category in Sweden in 4Q14 was Exploits. It was encountered by 1.5 percent of all computers there, down from 2.4 percent in 3Q14.
- The second most common malware category in Sweden in 4Q14 was Trojans. It was encountered by 1.5 percent of all computers there, down from 2.2 percent in 3Q14.
- The third most common malware category in Sweden in 4Q14 was Downloaders & Droppers, which was encountered by 1.0 percent of all computers there, down from 1.5 percent in 3Q14.

## Unwanted software categories

Unwanted software encountered in Sweden in 4Q14, by category



- The most common unwanted software category in Sweden in 4Q14 was Browser Modifiers. It was encountered by 1.8 percent of all computers there, down from 3.7 percent in 3Q14.
- The second most common unwanted software category in Sweden in 4Q14 was Adware. It was encountered by 1.6 percent of all computers there, up from 1.0 percent in 3Q14.
- The third most common unwanted software category in Sweden in 4Q14 was Software Bundlers, which was encountered by 0.3 percent of all computers there, up from 0.1 percent in 3Q14.



## Top malware families by encounter rate

The most common malware families encountered in Sweden in 4Q14

	Family	Most significant category	% of reporting computers
1	<a href="#">JS/Axpergle</a>	Exploits	0.9%
2	<a href="#">Win32/Obfuscator</a>	Obfuscators & Injectors	0.7%
3	<a href="#">JS/Faceliker</a>	Trojans	0.2%
4	<a href="#">Win32/Tugspay</a>	Downloaders & Droppers	0.2%
5	<a href="#">JS/Fiexp</a>	Exploits	0.2%
6	<a href="#">MSIL/Pristapi</a>	Downloaders & Droppers	0.2%
7	<a href="#">Win32/Dynamer</a>	Trojans	0.2%
8	<a href="#">Win32/Vatsics</a>	Downloaders & Droppers	0.1%
9	<a href="#">Win32/Wysotot</a>	Trojans	0.1%
10	<a href="#">JS/Atsan</a>	Exploits	0.1%

- The most common malware family encountered in Sweden in 4Q14 was [JS/Axpergle](#), which was encountered by 0.9 percent of reporting computers there. [JS/Axpergle](#) is a detection for the Angler exploit kit, which exploits vulnerabilities in recent versions of Internet Explorer, Silverlight, Adobe Flash Player, and Java to install malware.
- The second most common malware family encountered in Sweden in 4Q14 was [Win32/Obfuscator](#), which was encountered by 0.7 percent of reporting computers there. [Win32/Obfuscator](#) is a generic detection for programs that have had their purpose disguised to hinder analysis or detection by antivirus scanners. Such programs commonly employ a combination of methods, including encryption, compression, anti-debugging and anti-emulation techniques.
- The third most common malware family encountered in Sweden in 4Q14 was [JS/Faceliker](#), which was encountered by 0.2 percent of reporting computers there. [JS/Faceliker](#) is a malicious script that ?likes? content on Facebook without the user's knowledge or consent.
- The fourth most common malware family encountered in Sweden in 4Q14 was [Win32/Tugspay](#), which was encountered by 0.2 percent of reporting computers there. [Win32/Tugspay](#) is a downloader that spreads by posing as an installer for legitimate software, such as a Java update, or through other malware. When installed, it downloads unwanted software to the computer.

## Top unwanted software families by encounter rate

The most common unwanted software families encountered in Sweden in 4Q14

	Family	Most significant category	% of reporting computers
1	<a href="#">Win32/Couponruc</a>	Browser Modifiers	1.5%
2	<a href="#">Win32/Costmin</a>	Adware	0.6%
3	<a href="#">Win32/Pennybee</a>	Adware	0.4%
4	<a href="#">Win32/BetterSurf</a>	Adware	0.3%
5	<a href="#">Win32/Defaulttab</a>	Browser Modifiers	0.3%

- The most common unwanted software family encountered in Sweden in 4Q14 was [Win32/Couponruc](#), which was encountered by 1.5 percent of reporting computers there. [Win32/Couponruc](#) is a browser modifier that changes browser settings and may also modify some computer and Internet settings.
- The second most common unwanted software family encountered in Sweden in 4Q14 was [Win32/Costmin](#), which was encountered by 0.6 percent of reporting computers there. [Win32/Costmin](#) is an adware family that installs itself as a browser extension for Internet Explorer, Mozilla Firefox, and Google Chrome, and displays advertisements as the user browses the Internet.
- The third most common unwanted software family encountered in Sweden in 4Q14 was [Win32/Pennybee](#), which was encountered by 0.4 percent of reporting computers there. [Win32/Pennybee](#) is adware that shows ads as the user browses the web. It can be installed from the program's website or bundled with some third-party software installation programs.

## Top threat families by infection rate

The most common malware families by infection rate in Sweden in 4Q14

	Family	Most significant category	Infection rate (CCM)
1	<a href="#">Win32/Wysotot</a>	Trojans	0.2
2	<a href="#">Win32/Sefnit</a>	Trojans	0.2
3	<a href="#">MSIL/Bladabindi</a>	Backdoors	0.1
4	<a href="#">Win32/Alureon</a>	Trojans	0.1
5	<a href="#">JS/Miuref</a>	Trojans	0.1
6	<a href="#">Win32/Zbot</a>	Password Stealers & Monitoring Tools	0.1
7	<a href="#">VBS/Jenxcus</a>	Worms	0.1
8	<a href="#">Win32/Sality</a>	Viruses	0.1
9	<a href="#">Win32/Brontok</a>	Worms	0.1
10	<a href="#">Win32/Sirefef</a>	Trojans	0.1

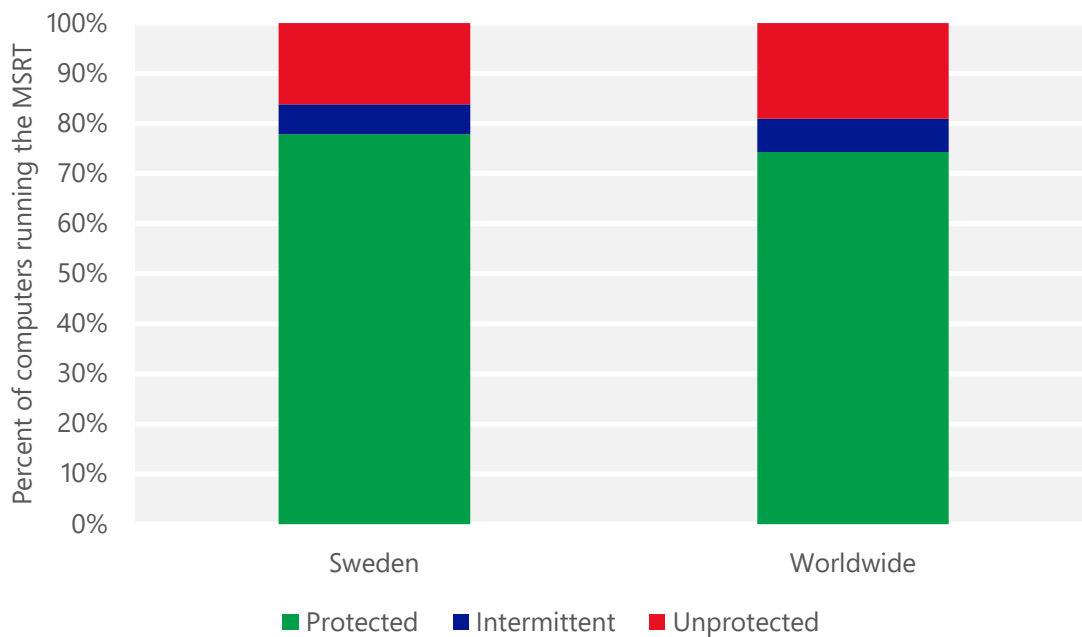
- The most common threat family infecting computers in Sweden in 4Q14 was [Win32/Wysotot](#), which was detected and removed from 0.2 of every 1,000 unique computers scanned by the MSRT. [Win32/Wysotot](#) is a threat that can change the start page of the user's web browser, and may download and install other files to the computer. It is installed by software bundlers that advertise free software or games.
- The second most common threat family infecting computers in Sweden in 4Q14 was [Win32/Sefnit](#), which was detected and removed from 0.2 of every 1,000 unique computers scanned by the MSRT. [Win32/Sefnit](#) is a family of trojans that can allow backdoor access, download files, and use the computer and Internet connection for click fraud. Some variants can monitor web browsers and hijack search results.
- The third most common threat family infecting computers in Sweden in 4Q14 was [MSIL/Bladabindi](#), which was detected and removed from 0.1 of every 1,000 unique computers scanned by the MSRT. [MSIL/Bladabindi](#) is a family of backdoors created by a malicious hacker tool called NJ Rat. The can steal sensitive information, download other malware, and allow backdoor access to an infected computer.
- The fourth most common threat family infecting computers in Sweden in 4Q14 was [Win32/Alureon](#), which was detected and removed from 0.1 of every 1,000 unique computers scanned by the MSRT. [Win32/Alureon](#) is a data-stealing trojan that gathers confidential information such as user names, passwords, and credit card data from incoming and outgoing Internet traffic. It may also download malicious data and modify DNS settings.

## Security software use

Recent releases of the MSRT collect and report details about the state of real-time antimalware software on a computer, if the computer's administrator has chosen to opt in to provide data to Microsoft. This telemetry data makes it possible to analyze security software usage patterns around the world and correlate them with infection rates.

A typical computer runs the MSRT three times each quarter, once for each monthly version of the tool that Microsoft releases. In the figure below, "Protected" represents computers that had real-time security software active and up-to-date every time the MSRT ran during a quarter; "Intermittently protected" represents computers that had security software active during one or more MSRT executions, but not all of them; and "Unprotected" represents computers that did not have security software active during any MSRT executions that quarter.

Percent of computers in Sweden and worldwide protected by real-time security software in 4Q14



## Drive-by download sites

A *drive-by download* site is a website that hosts one or more exploits that target vulnerabilities in web browsers and browser add-ons. Users with vulnerable computers can be infected with malware simply by visiting such a website, even without attempting to download anything. Drive-by download pages are usually hosted on legitimate Web sites to which an attacker has posted exploit code. Attackers gain access to legitimate sites through intrusion or by posting malicious code to a poorly secured web form, like a comment field on a blog. Compromised sites can be hosted anywhere in the world and concern nearly any subject imaginable, making it difficult for even an experienced user to identify a compromised site from a list of search results.

Search engines such as Bing have taken a number of measures to help protect users from drive-by downloads. As Bing indexes the web, pages are assessed for malicious elements or malicious behavior. Clicking the link in the list of search results displays a prominent warning, saying that the page may contain malicious software.

At the end of 3Q14, Bing detected 0.86 drive-by download URLs for every 1,000 URLs hosted in Sweden, compared to 0.41 worldwide. At the end of 4Q14, Bing detected 0.03 drive-by download URLs for every 1,000 URLs hosted in Sweden, compared to 0.45 worldwide.

Drive-by download pages per 1,000 URLs hosted in Sweden and worldwide

Metric	October 1, 2014	January 1, 2015
Drive-by download pages per 1,000 URLs, Sweden	0.86	0.03
<i>Drive-by download pages per 1,000 URLs worldwide</i>	<i>0.41</i>	<i>0.45</i>



# Switzerland

The statistics presented here are generated by Microsoft security programs and services running on computers in Switzerland in 4Q14 and previous quarters. This data is provided from administrators or users who choose to opt in to provide data to Microsoft, using IP address geolocation to determine country or region.

On computers running real-time security software, most attempts by malware to infect computers are blocked before they succeed. Therefore, for a comprehensive understanding of the malware landscape, it's important to consider infection attempts that are blocked as well as infections that are removed. For this reason, Microsoft uses two different metrics to measure malware prevalence:

- *Encounter rate* is simply the percentage of computers running Microsoft real-time security products that report a malware encounter, whether the infection attempt succeeds or not.
- *Computers cleaned per mille*, or *CCM*, is an infection rate metric that is defined as the number of computers cleaned for every 1,000 unique computers executing the Malicious Software Removal Tool (MSRT), a free tool distributed through Microsoft update services that removes more than 200 highly prevalent or serious threats from computers.

Infection rate statistics for Switzerland

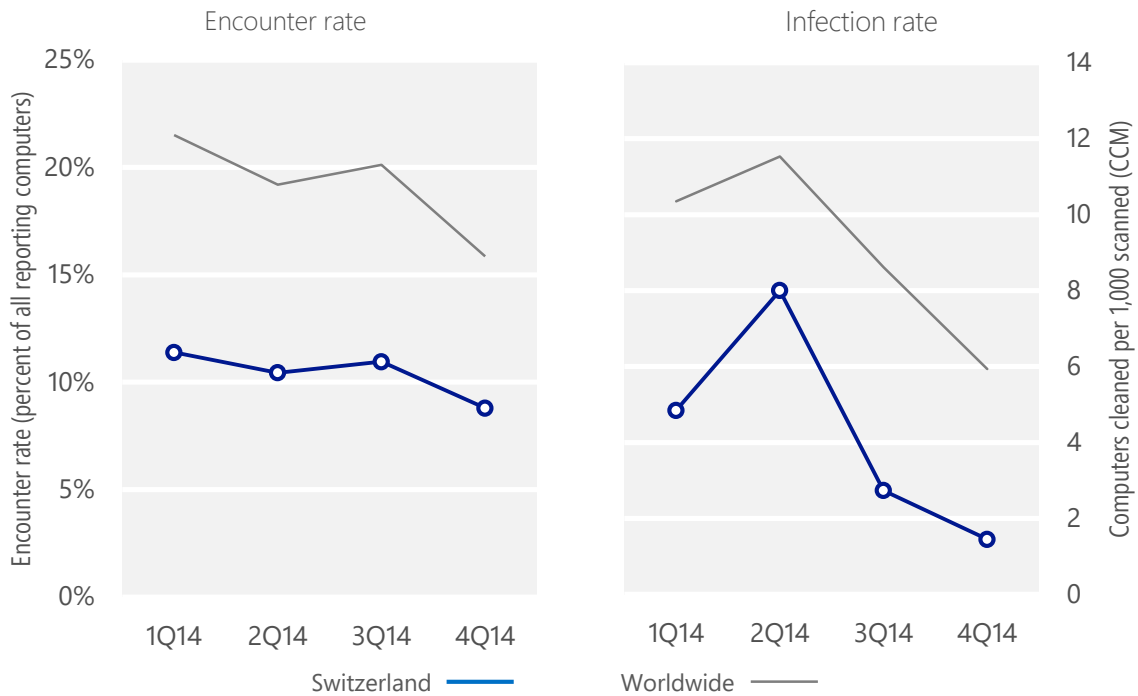
Metric	1Q14	2Q14	3Q14	4Q14
Encounter rate, Switzerland	11.4%	10.4%	11.0%	8.8%
Worldwide encounter rate	21.5%	19.2%	20.1%	15.9%
CCM, Switzerland	4.8	8.0	2.7	1.5
Worldwide CCM	10.3	11.5	8.6	5.9

Encounter and infection rates reported here do not include totals for the Brantall, Filcoute, and Rotbrow malware families. See pages 57–64 of [Microsoft Security Intelligence Report, Volume 17](#) for an explanation of this decision.

## Encounter and infection rate trends

In 4Q14, 8.8% percent of computers in Switzerland encountered malware, compared to the 4Q14 worldwide encounter rate of 15.9 percent. In addition, the MSRT detected and removed malware from 1.5 of every 1,000 unique computers scanned in Switzerland in 4Q14 (a CCM score of 1.5, compared to the 4Q14 worldwide CCM of 5.9). The following figure shows the encounter and infection rate trends for Switzerland over the last four quarters, compared to the world as a whole.

Malware encounter and infection rate trends in Switzerland and worldwide

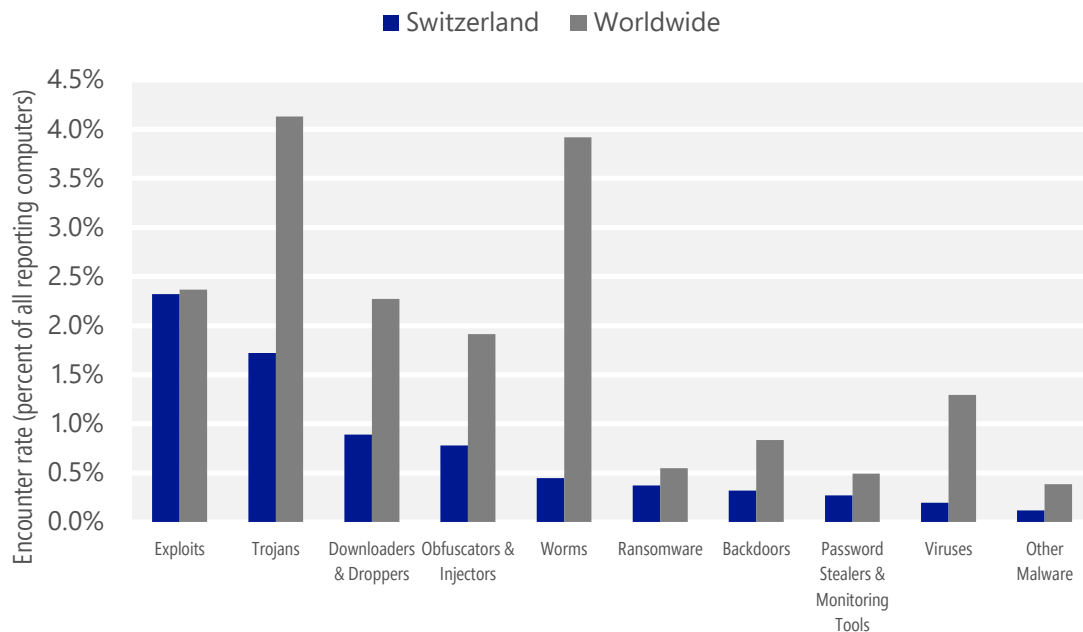


See the Worldwide Threat Assessment section of [Microsoft Security Intelligence Report, Volume 18](http://www.microsoft.com/sir) at [www.microsoft.com/sir](http://www.microsoft.com/sir) for more information about threats in Switzerland and around the world, and for explanations of the methods and terms used here.



## Malware categories

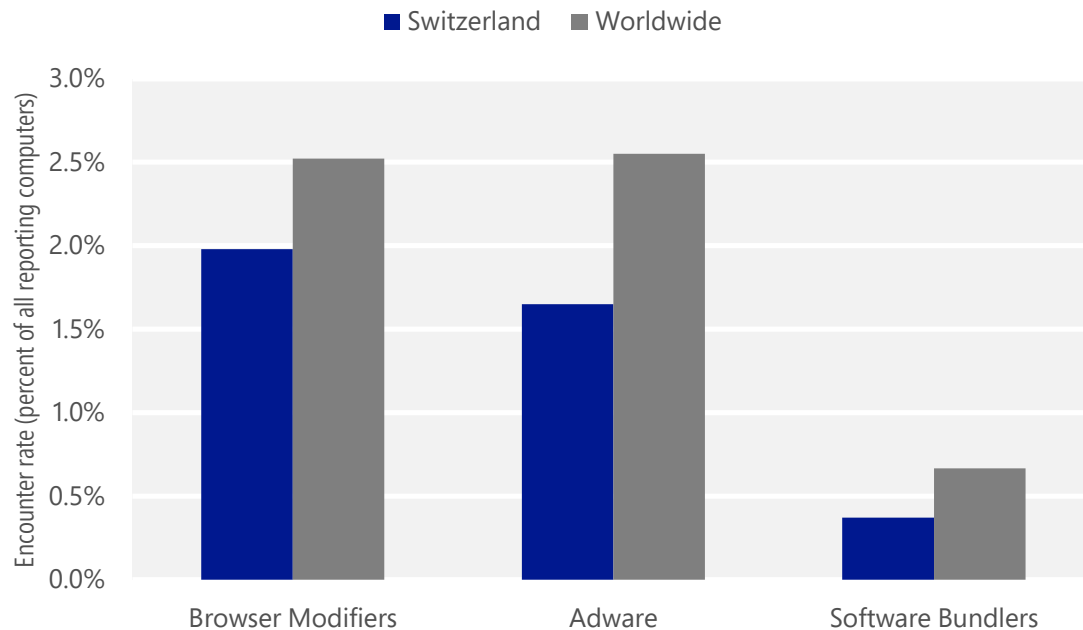
Malware encountered in Switzerland in 4Q14, by category



- The most common malware category in Switzerland in 4Q14 was Exploits. It was encountered by 2.3 percent of all computers there, down from 2.6 percent in 3Q14.
- The second most common malware category in Switzerland in 4Q14 was Trojans. It was encountered by 1.7 percent of all computers there, down from 2.3 percent in 3Q14.
- The third most common malware category in Switzerland in 4Q14 was Downloaders & Droppers, which was encountered by 0.9 percent of all computers there, down from 2.2 percent in 3Q14.

## Unwanted software categories

Unwanted software encountered in Switzerland in 4Q14, by category



- The most common unwanted software category in Switzerland in 4Q14 was Browser Modifiers. It was encountered by 2.0 percent of all computers there, down from 4.0 percent in 3Q14.
- The second most common unwanted software category in Switzerland in 4Q14 was Adware. It was encountered by 1.7 percent of all computers there, up from 0.6 percent in 3Q14.
- The third most common unwanted software category in Switzerland in 4Q14 was Software Bundlers, which was encountered by 0.4 percent of all computers there, up from 0.1 percent in 3Q14.

## Top malware families by encounter rate

The most common malware families encountered in Switzerland in 4Q14

	Family	Most significant category	% of reporting computers
1	<a href="#">JS/Axpergle</a>	Exploits	1.4%
2	<a href="#">Win32/Obfuscator</a>	Obfuscators & Injectors	0.6%
3	<a href="#">JS/Neclu</a>	Exploits	0.2%
4	<a href="#">Win32/Emotet</a>	Trojans	0.2%
5	<a href="#">JS/Fiexp</a>	Exploits	0.2%
6	<a href="#">JS/Krypterade</a>	Ransomware	0.2%
7	<a href="#">ASX/Wimad</a>	Downloaders & Droppers	0.2%
8	<a href="#">Win32/Dynamer</a>	Trojans	0.1%
9	<a href="#">JS/Atsan</a>	Exploits	0.1%
10	<a href="#">Win32/Reveton</a>	Ransomware	0.1%

- The most common malware family encountered in Switzerland in 4Q14 was [JS/Axpergle](#), which was encountered by 1.4 percent of reporting computers there. [JS/Axpergle](#) is a detection for the Angler exploit kit, which exploits vulnerabilities in recent versions of Internet Explorer, Silverlight, Adobe Flash Player, and Java to install malware.
- The second most common malware family encountered in Switzerland in 4Q14 was [Win32/Obfuscator](#), which was encountered by 0.6 percent of reporting computers there. [Win32/Obfuscator](#) is a generic detection for programs that have had their purpose disguised to hinder analysis or detection by antivirus scanners. Such programs commonly employ a combination of methods, including encryption, compression, anti-debugging and anti-emulation techniques.
- The third most common malware family encountered in Switzerland in 4Q14 was [JS/Neclu](#), which was encountered by 0.2 percent of reporting computers there. [JS/Neclu](#) is a detection for the Nuclear exploit kit, which attempts to exploit vulnerabilities in programs such as Java and Adobe Reader to install other malware.
- The fourth most common malware family encountered in Switzerland in 4Q14 was [Win32/Emotet](#), which was encountered by 0.2 percent of reporting computers there. [Win32/Emotet](#) is a threat that can steal personal information, including banking user names and passwords. It is usually installed when the user opens a spam email attachment.

## Top unwanted software families by encounter rate

The most common unwanted software families encountered in Switzerland in 4Q14

	Family	Most significant category	% of reporting computers
1	<a href="#">Win32/Couponruc</a>	Browser Modifiers	1.7%
2	<a href="#">Win32/Costmin</a>	Adware	0.7%
3	<a href="#">Win32/BetterSurf</a>	Adware	0.4%
4	<a href="#">Win32/Pirrit</a>	Adware	0.3%
5	<a href="#">Win32/Defaulttab</a>	Browser Modifiers	0.2%

- The most common unwanted software family encountered in Switzerland in 4Q14 was [Win32/Couponruc](#), which was encountered by 1.7 percent of reporting computers there. [Win32/Couponruc](#) is a browser modifier that changes browser settings and may also modify some computer and Internet settings.
- The second most common unwanted software family encountered in Switzerland in 4Q14 was [Win32/Costmin](#), which was encountered by 0.7 percent of reporting computers there. [Win32/Costmin](#) is an adware family that installs itself as a browser extension for Internet Explorer, Mozilla Firefox, and Google Chrome, and displays advertisements as the user browses the Internet.
- The third most common unwanted software family encountered in Switzerland in 4Q14 was [Win32/BetterSurf](#), which was encountered by 0.4 percent of reporting computers there. [Win32/BetterSurf](#) is adware that displays unwanted ads on search engine results pages and other websites. It may be included with software bundles that offer free applications or games.

## Top threat families by infection rate

The most common malware families by infection rate in Switzerland in 4Q14

	Family	Most significant category	Infection rate (CCM)
1	<a href="#">Win32/Sefnit</a>	Trojans	0.2
2	<a href="#">Win32/Wysotot</a>	Trojans	0.2
3	<a href="#">Win32/Zbot</a>	Password Stealers & Monitoring Tools	0.1
4	<a href="#">Win32/Alureon</a>	Trojans	0.1
5	<a href="#">JS/Miuref</a>	Trojans	0.1
6	<a href="#">VBS/Jenxcus</a>	Worms	0.1
7	<a href="#">Win32/Gamarue</a>	Worms	<0.1
8	<a href="#">MSIL/Bladabindi</a>	Backdoors	<0.1
9	<a href="#">Win32/Ramnit</a>	Trojans	<0.1
10	<a href="#">Win32/Sality</a>	Viruses	<0.1

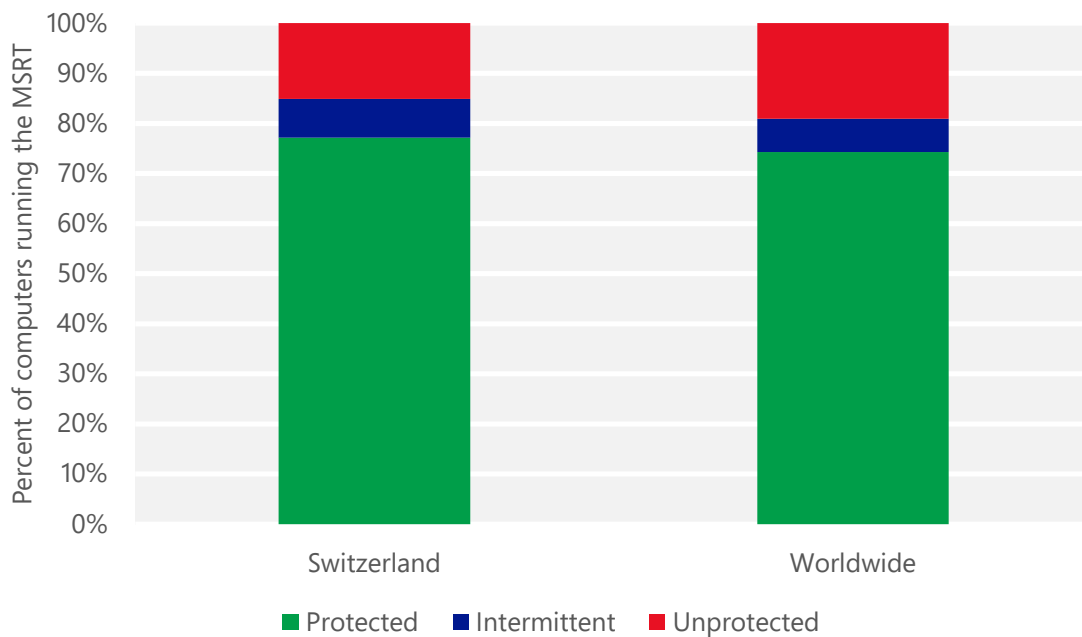
- The most common threat family infecting computers in Switzerland in 4Q14 was [Win32/Sefnit](#), which was detected and removed from 0.2 of every 1,000 unique computers scanned by the MSRT. [Win32/Sefnit](#) is a family of trojans that can allow backdoor access, download files, and use the computer and Internet connection for click fraud. Some variants can monitor web browsers and hijack search results.
- The second most common threat family infecting computers in Switzerland in 4Q14 was [Win32/Wysotot](#), which was detected and removed from 0.2 of every 1,000 unique computers scanned by the MSRT. [Win32/Wysotot](#) is a threat that can change the start page of the user's web browser, and may download and install other files to the computer. It is installed by software bundlers that advertise free software or games.
- The third most common threat family infecting computers in Switzerland in 4Q14 was [Win32/Zbot](#), which was detected and removed from 0.1 of every 1,000 unique computers scanned by the MSRT. [Win32/Zbot](#) is a family of password stealing trojans that also contains backdoor functionality allowing unauthorized access and control of an affected computer.
- The fourth most common threat family infecting computers in Switzerland in 4Q14 was [Win32/Alureon](#), which was detected and removed from 0.1 of every 1,000 unique computers scanned by the MSRT. [Win32/Alureon](#) is a data-stealing trojan that gathers confidential information such as user names, passwords, and credit card data from incoming and outgoing Internet traffic. It may also download malicious data and modify DNS settings.

## Security software use

Recent releases of the MSRT collect and report details about the state of real-time antimalware software on a computer, if the computer's administrator has chosen to opt in to provide data to Microsoft. This telemetry data makes it possible to analyze security software usage patterns around the world and correlate them with infection rates.

A typical computer runs the MSRT three times each quarter, once for each monthly version of the tool that Microsoft releases. In the figure below, "Protected" represents computers that had real-time security software active and up-to-date every time the MSRT ran during a quarter; "Intermittently protected" represents computers that had security software active during one or more MSRT executions, but not all of them; and "Unprotected" represents computers that did not have security software active during any MSRT executions that quarter.

Percent of computers in Switzerland and worldwide protected by real-time security software in 4Q14



## Drive-by download sites

A *drive-by download* site is a website that hosts one or more exploits that target vulnerabilities in web browsers and browser add-ons. Users with vulnerable computers can be infected with malware simply by visiting such a website, even without attempting to download anything. Drive-by download pages are usually hosted on legitimate Web sites to which an attacker has posted exploit code. Attackers gain access to legitimate sites through intrusion or by posting malicious code to a poorly secured web form, like a comment field on a blog. Compromised sites can be hosted anywhere in the world and concern nearly any subject imaginable, making it difficult for even an experienced user to identify a compromised site from a list of search results.

Search engines such as Bing have taken a number of measures to help protect users from drive-by downloads. As Bing indexes the web, pages are assessed for malicious elements or malicious behavior. Clicking the link in the list of search results displays a prominent warning, saying that the page may contain malicious software.

At the end of 3Q14, Bing detected 0.12 drive-by download URLs for every 1,000 URLs hosted in Switzerland, compared to 0.41 worldwide. At the end of 4Q14, Bing detected 0.10 drive-by download URLs for every 1,000 URLs hosted in Switzerland, compared to 0.45 worldwide.

Drive-by download pages per 1,000 URLs hosted in Switzerland and worldwide

Metric	October 1, 2014	January 1, 2015
Drive-by download pages per 1,000 URLs, Switzerland	0.12	0.10
<i>Drive-by download pages per 1,000 URLs worldwide</i>	<i>0.41</i>	<i>0.45</i>





# Taiwan

The statistics presented here are generated by Microsoft security programs and services running on computers in Taiwan in 4Q14 and previous quarters. This data is provided from administrators or users who choose to opt in to provide data to Microsoft, using IP address geolocation to determine country or region.

On computers running real-time security software, most attempts by malware to infect computers are blocked before they succeed. Therefore, for a comprehensive understanding of the malware landscape, it's important to consider infection attempts that are blocked as well as infections that are removed. For this reason, Microsoft uses two different metrics to measure malware prevalence:

- *Encounter rate* is simply the percentage of computers running Microsoft real-time security products that report a malware encounter, whether the infection attempt succeeds or not.
- *Computers cleaned per mille*, or *CCM*, is an infection rate metric that is defined as the number of computers cleaned for every 1,000 unique computers executing the Malicious Software Removal Tool (MSRT), a free tool distributed through Microsoft update services that removes more than 200 highly prevalent or serious threats from computers.

Infection rate statistics for Taiwan

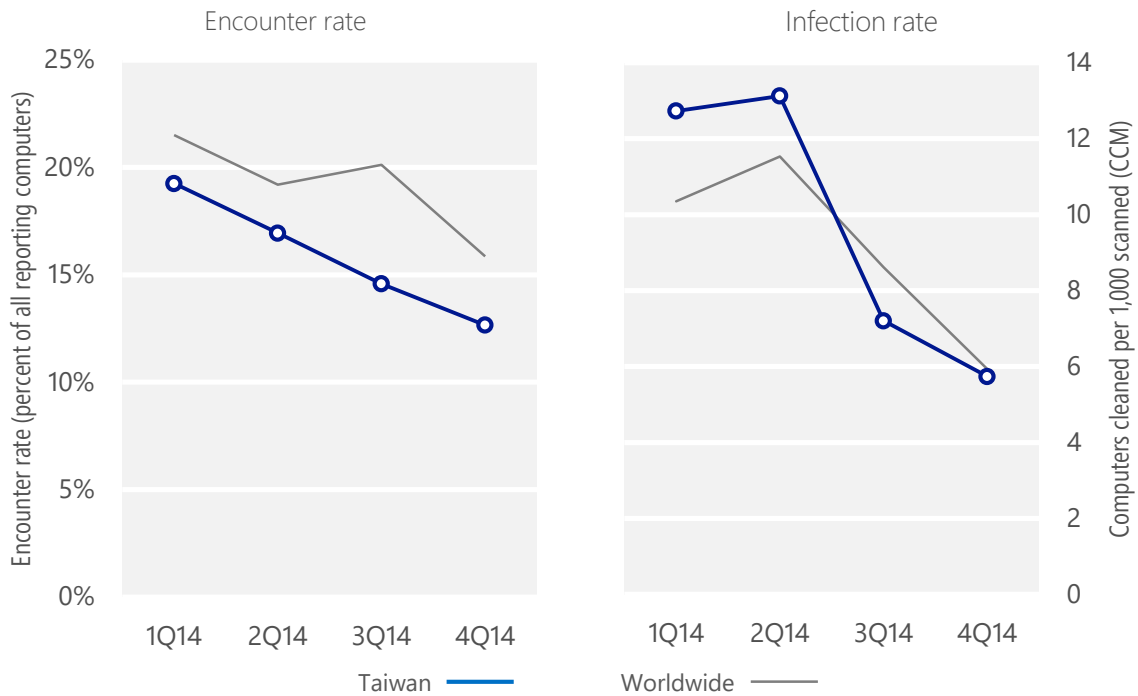
Metric	1Q14	2Q14	3Q14	4Q14
Encounter rate, Taiwan	19.3%	16.9%	14.6%	12.7%
Worldwide encounter rate	21.5%	19.2%	20.1%	15.9%
CCM, Taiwan	12.7	13.1	7.2	5.7
Worldwide CCM	10.3	11.5	8.6	5.9

Encounter and infection rates reported here do not include totals for the Brantall, Filcoute, and Rotbrow malware families. See pages 57–64 of [Microsoft Security Intelligence Report, Volume 17](#) for an explanation of this decision.

## Encounter and infection rate trends

In 4Q14, 12.7% percent of computers in Taiwan encountered malware, compared to the 4Q14 worldwide encounter rate of 15.9 percent. In addition, the MSRT detected and removed malware from 5.7 of every 1,000 unique computers scanned in Taiwan in 4Q14 (a CCM score of 5.7, compared to the 4Q14 worldwide CCM of 5.9). The following figure shows the encounter and infection rate trends for Taiwan over the last four quarters, compared to the world as a whole.

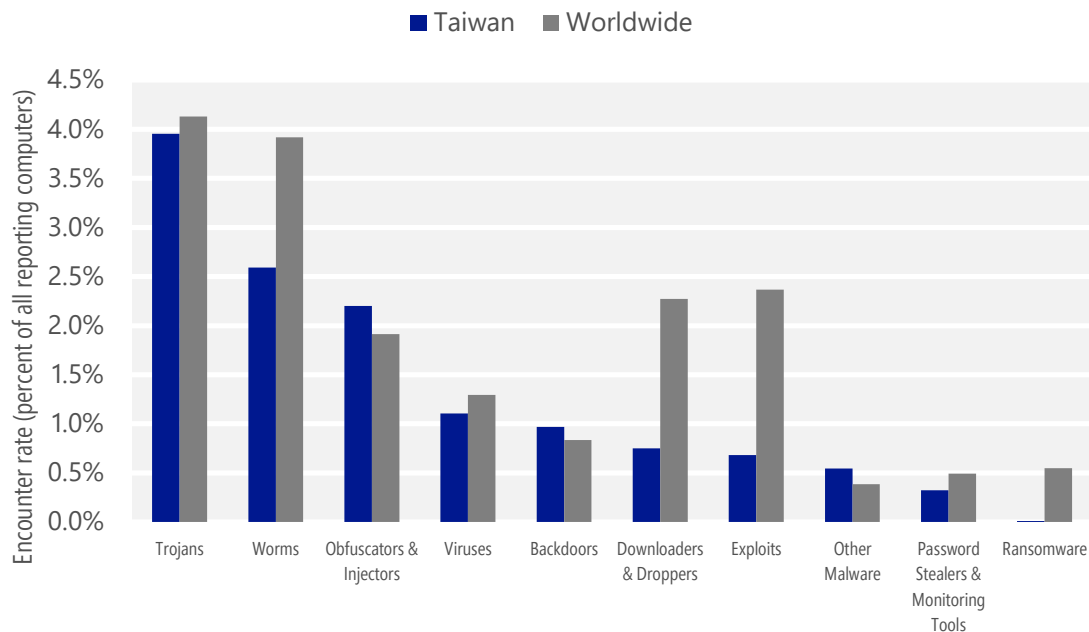
Malware encounter and infection rate trends in Taiwan and worldwide



See the Worldwide Threat Assessment section of [Microsoft Security Intelligence Report, Volume 18](http://www.microsoft.com/sir) at [www.microsoft.com/sir](http://www.microsoft.com/sir) for more information about threats in Taiwan and around the world, and for explanations of the methods and terms used here.

## Malware categories

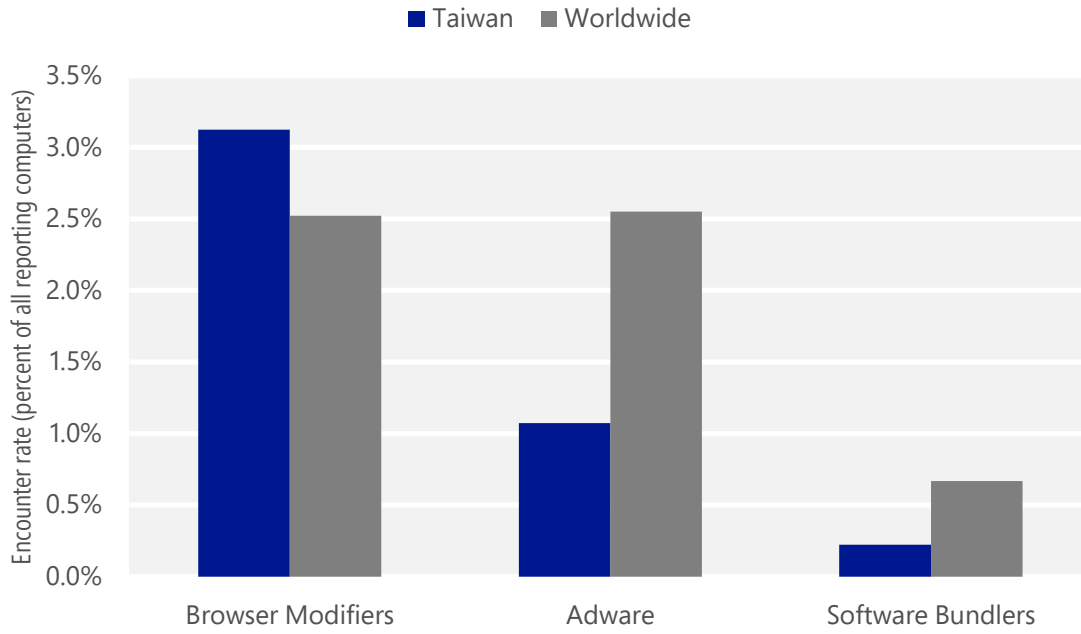
Malware encountered in Taiwan in 4Q14, by category



- The most common malware category in Taiwan in 4Q14 was Trojans. It was encountered by 4.0 percent of all computers there, down from 5.2 percent in 3Q14.
- The second most common malware category in Taiwan in 4Q14 was Worms. It was encountered by 2.6 percent of all computers there, up from 2.5 percent in 3Q14.
- The third most common malware category in Taiwan in 4Q14 was Obfuscators & Injectors, which was encountered by 2.2 percent of all computers there, down from 2.5 percent in 3Q14.

## Unwanted software categories

Unwanted software encountered in Taiwan in 4Q14, by category



- The most common unwanted software category in Taiwan in 4Q14 was Browser Modifiers. It was encountered by 3.1 percent of all computers there, down from 3.5 percent in 3Q14.
- The second most common unwanted software category in Taiwan in 4Q14 was Adware. It was encountered by 1.1 percent of all computers there, up from 0.2 percent in 3Q14.
- The third most common unwanted software category in Taiwan in 4Q14 was Software Bundlers, which was encountered by 0.2 percent of all computers there, up from 0.1 percent in 3Q14.

## Top malware families by encounter rate

The most common malware families encountered in Taiwan in 4Q14

	Family	Most significant category	% of reporting computers
1	<a href="#">INF/Autorun</a>	Obfuscators & Injectors	1.5%
2	<a href="#">Win32/Obfuscator</a>	Obfuscators & Injectors	1.0%
3	<a href="#">MSIL/Hakey</a>	Trojans	0.8%
4	<a href="#">Win32/Conficker</a>	Worms	0.6%
5	<a href="#">Win32/Dynamer</a>	Trojans	0.5%
6	<a href="#">Win32/Nitol</a>	Other Malware	0.5%
7	<a href="#">Win32/FlyAgent</a>	Backdoors	0.5%
8	<a href="#">VBS/Jenxcus</a>	Worms	0.4%
9	<a href="#">Win32/Taterf</a>	Worms	0.3%
10	<a href="#">Win32/Rimecud</a>	Worms	0.3%

- The most common malware family encountered in Taiwan in 4Q14 was [INF/Autorun](#), which was encountered by 1.5 percent of reporting computers there. [INF/Autorun](#) is a family of worms that spreads by copying itself to the mapped drives of an infected computer. The mapped drives may include network or removable drives.
- The second most common malware family encountered in Taiwan in 4Q14 was [Win32/Obfuscator](#), which was encountered by 1.0 percent of reporting computers there. [Win32/Obfuscator](#) is a generic detection for programs that have had their purpose disguised to hinder analysis or detection by antivirus scanners. Such programs commonly employ a combination of methods, including encryption, compression, anti-debugging and anti-emulation techniques.
- The third most common malware family encountered in Taiwan in 4Q14 was [MSIL/Hakey](#), which was encountered by 0.8 percent of reporting computers there. [MSIL/Hakey](#) is a threat that can watch and record what the user does on the computer and send this information to an attacker.
- The fourth most common malware family encountered in Taiwan in 4Q14 was [Win32/Conficker](#), which was encountered by 0.6 percent of reporting computers there. [Win32/Conficker](#) is a worm that spreads by exploiting a vulnerability addressed by Security Bulletin MS08-067. Some variants also spread via removable drives and by exploiting weak passwords. It disables several important system services and security products, and downloads arbitrary files.

## Top unwanted software families by encounter rate

The most common unwanted software families encountered in Taiwan in 4Q14

	Family	Most significant category	% of reporting computers
1	<a href="#">Win32/Couponruc</a>	Browser Modifiers	2.7%
2	<a href="#">Win32/Costmin</a>	Adware	0.7%
3	<a href="#">Win32/Defaulttab</a>	Browser Modifiers	0.4%
4	<a href="#">Win32/BetterSurf</a>	Adware	0.2%
5	<a href="#">Win32/Gofileexpress</a>	Software Bundlers	0.2%

- The most common unwanted software family encountered in Taiwan in 4Q14 was [Win32/Couponruc](#), which was encountered by 2.7 percent of reporting computers there. [Win32/Couponruc](#) is a browser modifier that changes browser settings and may also modify some computer and Internet settings.
- The second most common unwanted software family encountered in Taiwan in 4Q14 was [Win32/Costmin](#), which was encountered by 0.7 percent of reporting computers there. [Win32/Costmin](#) is an adware family that installs itself as a browser extension for Internet Explorer, Mozilla Firefox, and Google Chrome, and displays advertisements as the user browses the Internet.
- The third most common unwanted software family encountered in Taiwan in 4Q14 was [Win32/Defaulttab](#), which was encountered by 0.4 percent of reporting computers there. [Win32/Defaulttab](#) is a browser modifier that redirects web browser searches and prevents the user from changing browser settings.

## Top threat families by infection rate

The most common malware families by infection rate in Taiwan in 4Q14

	Family	Most significant category	Infection rate (CCM)
1	<a href="#">Win32/Nitol</a>	Other Malware	1.5
2	<a href="#">Win32/Sality</a>	Viruses	0.5
3	<a href="#">Win32/Frethog</a>	Password Stealers & Monitoring Tools	0.4
4	<a href="#">VBS/Jenxcus</a>	Worms	0.4
5	<a href="#">Win32/Wysotot</a>	Trojans	0.3
6	<a href="#">Win32/Hupigon</a>	Backdoors	0.3
7	<a href="#">Win32/Ramnit</a>	Trojans	0.3
8	<a href="#">Win32/Taterf</a>	Worms	0.3
9	<a href="#">Win32/Rimecud</a>	Worms	0.2
10	<a href="#">Win32/Sefnit</a>	Trojans	0.2

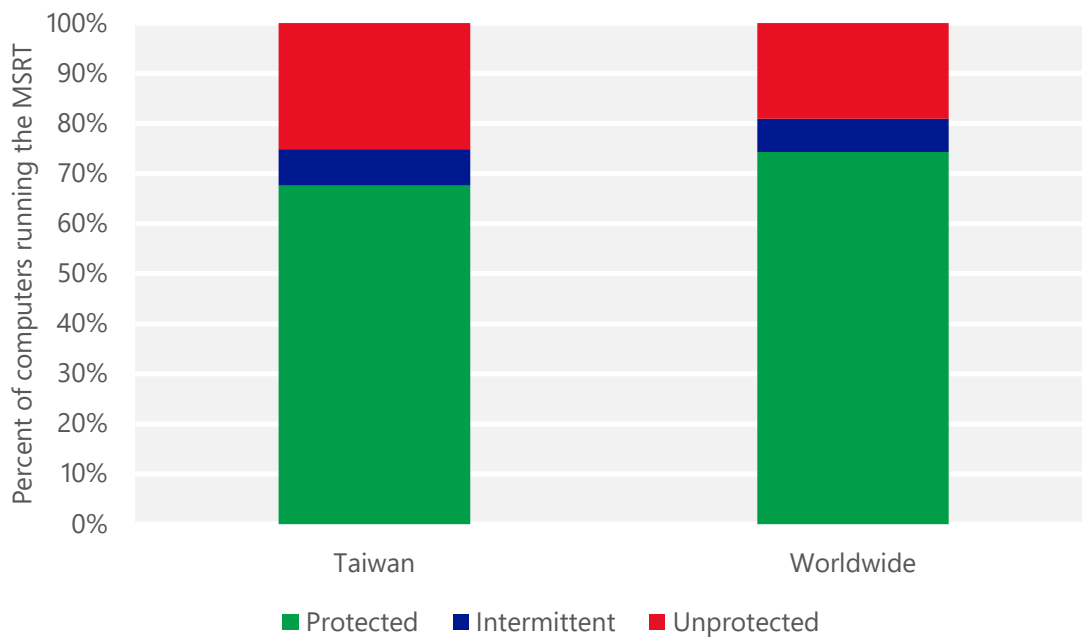
- The most common threat family infecting computers in Taiwan in 4Q14 was [Win32/Nitol](#), which was detected and removed from 1.5 of every 1,000 unique computers scanned by the MSRT. [Win32/Nitol](#) is a family of trojans that perform DDoS (distributed denial of service) attacks, allow backdoor access and control, download and run files, and perform a number of other malicious activities on the computer.
- The second most common threat family infecting computers in Taiwan in 4Q14 was [Win32/Sality](#), which was detected and removed from 0.5 of every 1,000 unique computers scanned by the MSRT. [Win32/Sality](#) is a family of polymorphic file infectors that target executable files with the extensions .scr or .exe. They may execute a damaging payload that deletes files with certain extensions and terminates security-related processes and services.
- The third most common threat family infecting computers in Taiwan in 4Q14 was [Win32/Frethog](#), which was detected and removed from 0.4 of every 1,000 unique computers scanned by the MSRT. [Win32/Frethog](#) is a large family of password-stealing trojans that targets confidential data, such as account information, from massively multiplayer online games.
- The fourth most common threat family infecting computers in Taiwan in 4Q14 was [VBS/Jenxcus](#), which was detected and removed from 0.4 of every 1,000 unique computers scanned by the MSRT. [VBS/Jenxcus](#) is a worm that gives an attacker control of the computer. It is spread by infected removable drives, like USB flash drives. It can also be downloaded within a torrent file.

## Security software use

Recent releases of the MSRT collect and report details about the state of real-time antimalware software on a computer, if the computer's administrator has chosen to opt in to provide data to Microsoft. This telemetry data makes it possible to analyze security software usage patterns around the world and correlate them with infection rates.

A typical computer runs the MSRT three times each quarter, once for each monthly version of the tool that Microsoft releases. In the figure below, "Protected" represents computers that had real-time security software active and up-to-date every time the MSRT ran during a quarter; "Intermittently protected" represents computers that had security software active during one or more MSRT executions, but not all of them; and "Unprotected" represents computers that did not have security software active during any MSRT executions that quarter.

Percent of computers in Taiwan and worldwide protected by real-time security software in 4Q14





**Drive-by download sites**

A *drive-by download* site is a website that hosts one or more exploits that target vulnerabilities in web browsers and browser add-ons. Users with vulnerable computers can be infected with malware simply by visiting such a website, even without attempting to download anything. Drive-by download pages are usually hosted on legitimate Web sites to which an attacker has posted exploit code. Attackers gain access to legitimate sites through intrusion or by posting malicious code to a poorly secured web form, like a comment field on a blog. Compromised sites can be hosted anywhere in the world and concern nearly any subject imaginable, making it difficult for even an experienced user to identify a compromised site from a list of search results.

Search engines such as Bing have taken a number of measures to help protect users from drive-by downloads. As Bing indexes the web, pages are assessed for malicious elements or malicious behavior. Clicking the link in the list of search results displays a prominent warning, saying that the page may contain malicious software.

At the end of 3Q14, Bing detected 11.03 drive-by download URLs for every 1,000 URLs hosted in Taiwan, compared to 0.41 worldwide. At the end of 4Q14, Bing detected 12.07 drive-by download URLs for every 1,000 URLs hosted in Taiwan, compared to 0.45 worldwide.

Drive-by download pages per 1,000 URLs hosted in Taiwan and worldwide

Metric	October 1, 2014	January 1, 2015
Drive-by download pages per 1,000 URLs, Taiwan	11.03	12.07
<i>Drive-by download pages per 1,000 URLs worldwide</i>	<i>0.41</i>	<i>0.45</i>



# Tanzania

The statistics presented here are generated by Microsoft security programs and services running on computers in Tanzania in 4Q14 and previous quarters. This data is provided from administrators or users who choose to opt in to provide data to Microsoft, using IP address geolocation to determine country or region.

On computers running real-time security software, most attempts by malware to infect computers are blocked before they succeed. Therefore, for a comprehensive understanding of the malware landscape, it's important to consider infection attempts that are blocked as well as infections that are removed. For this reason, Microsoft uses two different metrics to measure malware prevalence:

- *Encounter rate* is simply the percentage of computers running Microsoft real-time security products that report a malware encounter, whether the infection attempt succeeds or not.
- *Computers cleaned per mille*, or *CCM*, is an infection rate metric that is defined as the number of computers cleaned for every 1,000 unique computers executing the Malicious Software Removal Tool (MSRT), a free tool distributed through Microsoft update services that removes more than 200 highly prevalent or serious threats from computers.

Infection rate statistics for Tanzania

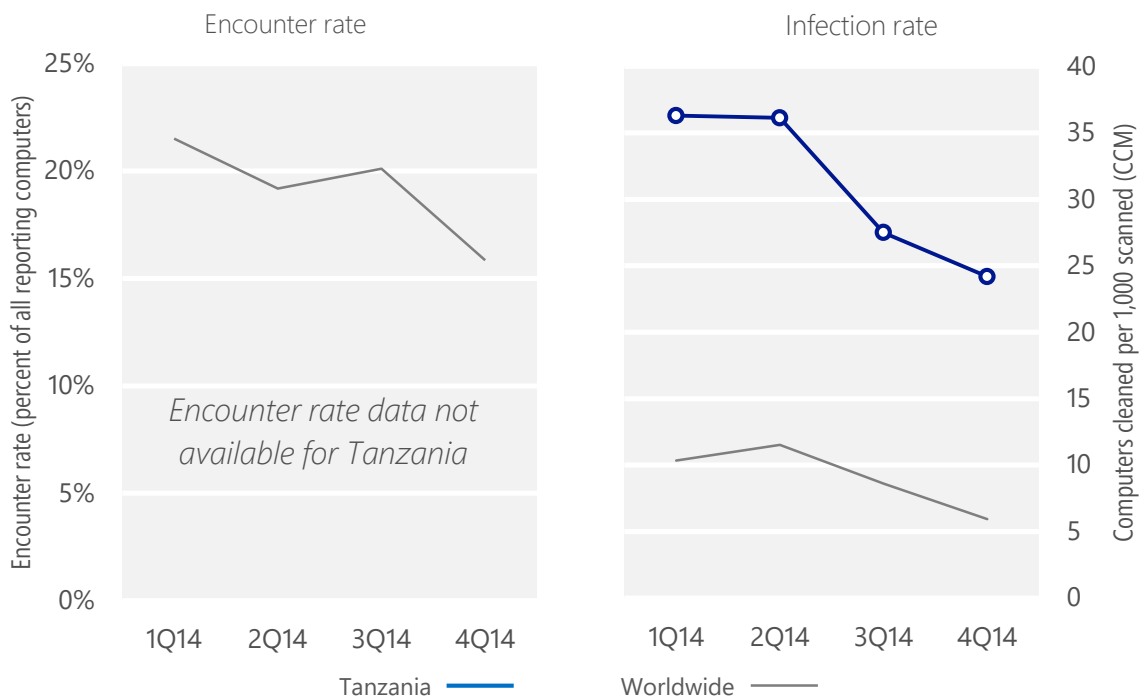
Metric	1Q14	2Q14	3Q14	4Q14
Encounter rate, Tanzania	N/A	N/A	N/A	N/A
Worldwide encounter rate	21.5%	19.2%	20.1%	15.9%
CCM, Tanzania	36.3	36.1	27.5	24.2
Worldwide CCM	10.3	11.5	8.6	5.9

Encounter and infection rates reported here do not include totals for the Brantall, Filcoute, and Rotbrow malware families. See pages 57–64 of [Microsoft Security Intelligence Report, Volume 17](#) for an explanation of this decision.

## Encounter and infection rate trends

In 4Q14, the MSRT detected and removed malware from 24.2 of every 1,000 unique computers scanned in Tanzania in 4Q14 (a CCM score of 24.2, compared to the 4Q14 worldwide CCM of 5.9). The following figure shows the encounter and infection rate trends for Tanzania over the last four quarters, compared to the world as a whole.

Malware encounter and infection rate trends in Tanzania and worldwide



See the Worldwide Threat Assessment section of [Microsoft Security Intelligence Report, Volume 18](#) at [www.microsoft.com/sir](http://www.microsoft.com/sir) for more information about threats in Tanzania and around the world, and for explanations of the methods and terms used here.

## Top threat families by infection rate

The most common malware families by infection rate in Tanzania in 4Q14

	Family	Most significant category	Infection rate (CCM)
1	<a href="#">VBS/Jenxcus</a>	Worms	8.2
2	<a href="#">Win32/Gamarue</a>	Worms	7.2
3	<a href="#">Win32/Sality</a>	Viruses	4.5
4	<a href="#">Win32/Ramnit</a>	Trojans	2.1
5	<a href="#">Win32/Chir</a>	Viruses	1.0
6	<a href="#">MSIL/Bladabindi</a>	Backdoors	0.5
7	<a href="#">Win32/Zbot</a>	Password Stealers & Monitoring Tools	0.4
8	<a href="#">Win32/Nuqel</a>	Worms	0.3
9	<a href="#">Win32/Dorkbot</a>	Worms	0.3
10	<a href="#">Win32/Virut</a>	Viruses	0.3

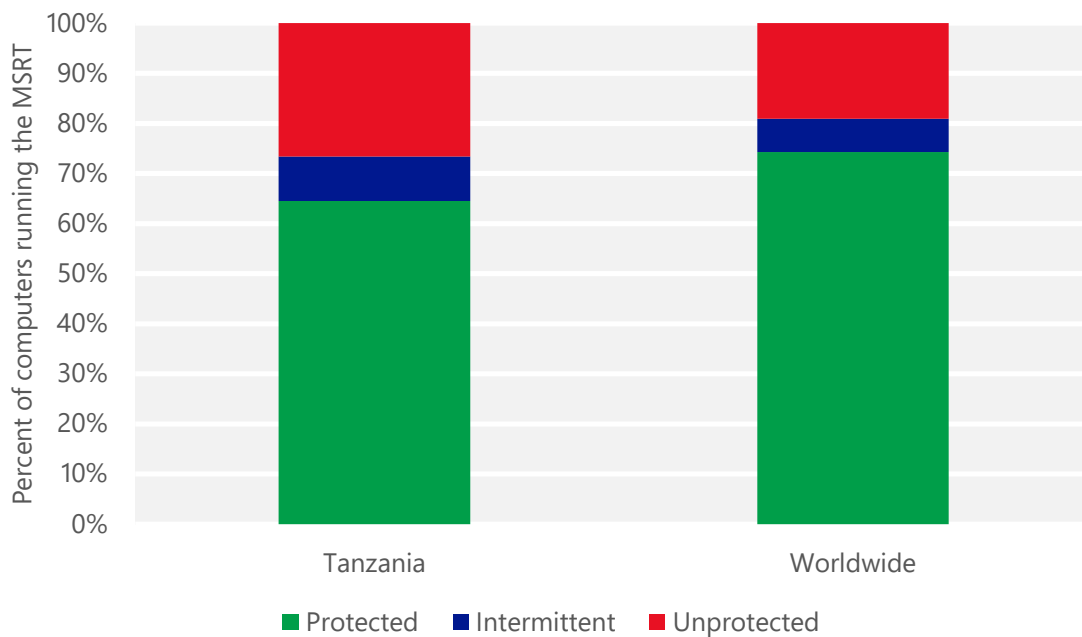
- The most common threat family infecting computers in Tanzania in 4Q14 was [VBS/Jenxcus](#), which was detected and removed from 8.2 of every 1,000 unique computers scanned by the MSRT. [VBS/Jenxcus](#) is a worm that gives an attacker control of the computer. It is spread by infected removable drives, like USB flash drives. It can also be downloaded within a torrent file.
- The second most common threat family infecting computers in Tanzania in 4Q14 was [Win32/Gamarue](#), which was detected and removed from 7.2 of every 1,000 unique computers scanned by the MSRT. [Win32/Gamarue](#) is a worm that is commonly distributed via exploit kits and social engineering. Variants have been observed stealing information from the local computer and communicating with command-and-control (C&C) servers managed by attackers.
- The third most common threat family infecting computers in Tanzania in 4Q14 was [Win32/Sality](#), which was detected and removed from 4.5 of every 1,000 unique computers scanned by the MSRT. [Win32/Sality](#) is a family of polymorphic file infectors that target executable files with the extensions .scr or .exe. They may execute a damaging payload that deletes files with certain extensions and terminates security-related processes and services.
- The fourth most common threat family infecting computers in Tanzania in 4Q14 was [Win32/Ramnit](#), which was detected and removed from 2.1 of every 1,000 unique computers scanned by the MSRT. [Win32/Ramnit](#) is a family of multi-component malware that infects executable files, Microsoft Office files, and HTML files. Win32/Ramnit spreads to removable drives and steals sensitive information such as saved FTP credentials and browser cookies. It may also open a backdoor to await instructions from a remote attacker.

## Security software use

Recent releases of the MSRT collect and report details about the state of real-time antimalware software on a computer, if the computer's administrator has chosen to opt in to provide data to Microsoft. This telemetry data makes it possible to analyze security software usage patterns around the world and correlate them with infection rates.

A typical computer runs the MSRT three times each quarter, once for each monthly version of the tool that Microsoft releases. In the figure below, "Protected" represents computers that had real-time security software active and up-to-date every time the MSRT ran during a quarter; "Intermittently protected" represents computers that had security software active during one or more MSRT executions, but not all of them; and "Unprotected" represents computers that did not have security software active during any MSRT executions that quarter.

Percent of computers in Tanzania and worldwide protected by real-time security software in 4Q14



## Drive-by download sites

A *drive-by download* site is a website that hosts one or more exploits that target vulnerabilities in web browsers and browser add-ons. Users with vulnerable computers can be infected with malware simply by visiting such a website, even without attempting to download anything. Drive-by download pages are usually hosted on legitimate Web sites to which an attacker has posted exploit code. Attackers gain access to legitimate sites through intrusion or by posting malicious code to a poorly secured web form, like a comment field on a blog. Compromised sites can be hosted anywhere in the world and concern nearly any subject imaginable, making it difficult for even an experienced user to identify a compromised site from a list of search results.

Search engines such as Bing have taken a number of measures to help protect users from drive-by downloads. As Bing indexes the web, pages are assessed for malicious elements or malicious behavior. Clicking the link in the list of search results displays a prominent warning, saying that the page may contain malicious software.

At the end of 3Q14, Bing detected 3.65 drive-by download URLs for every 1,000 URLs hosted in Tanzania, compared to 0.41 worldwide. At the end of 4Q14, Bing detected 3.35 drive-by download URLs for every 1,000 URLs hosted in Tanzania, compared to 0.45 worldwide.

Drive-by download pages per 1,000 URLs hosted in Tanzania and worldwide

Metric	October 1, 2014	January 1, 2015
Drive-by download pages per 1,000 URLs, Tanzania	3.65	3.35
<i>Drive-by download pages per 1,000 URLs worldwide</i>	<i>0.41</i>	<i>0.45</i>





# Thailand

The statistics presented here are generated by Microsoft security programs and services running on computers in Thailand in 4Q14 and previous quarters. This data is provided from administrators or users who choose to opt in to provide data to Microsoft, using IP address geolocation to determine country or region.

On computers running real-time security software, most attempts by malware to infect computers are blocked before they succeed. Therefore, for a comprehensive understanding of the malware landscape, it's important to consider infection attempts that are blocked as well as infections that are removed. For this reason, Microsoft uses two different metrics to measure malware prevalence:

- *Encounter rate* is simply the percentage of computers running Microsoft real-time security products that report a malware encounter, whether the infection attempt succeeds or not.
- *Computers cleaned per mille*, or *CCM*, is an infection rate metric that is defined as the number of computers cleaned for every 1,000 unique computers executing the Malicious Software Removal Tool (MSRT), a free tool distributed through Microsoft update services that removes more than 200 highly prevalent or serious threats from computers.

Infection rate statistics for Thailand

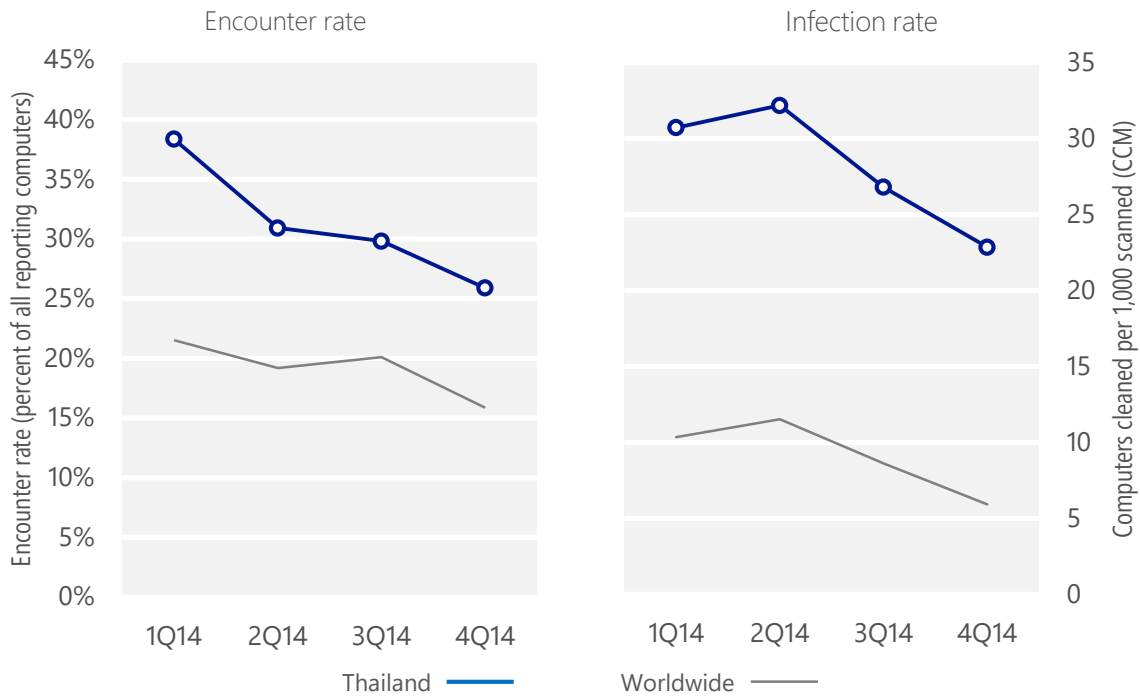
Metric	1Q14	2Q14	3Q14	4Q14
Encounter rate, Thailand	38.4%	30.9%	29.8%	25.9%
Worldwide encounter rate	21.5%	19.2%	20.1%	15.9%
CCM, Thailand	30.7	32.2	26.8	22.9
Worldwide CCM	10.3	11.5	8.6	5.9

Encounter and infection rates reported here do not include totals for the Brantall, Filcoute, and Rotbrow malware families. See pages 57–64 of [Microsoft Security Intelligence Report, Volume 17](#) for an explanation of this decision.

## Encounter and infection rate trends

In 4Q14, 25.9% percent of computers in Thailand encountered malware, compared to the 4Q14 worldwide encounter rate of 15.9 percent. In addition, the MSRT detected and removed malware from 22.9 of every 1,000 unique computers scanned in Thailand in 4Q14 (a CCM score of 22.9, compared to the 4Q14 worldwide CCM of 5.9). The following figure shows the encounter and infection rate trends for Thailand over the last four quarters, compared to the world as a whole.

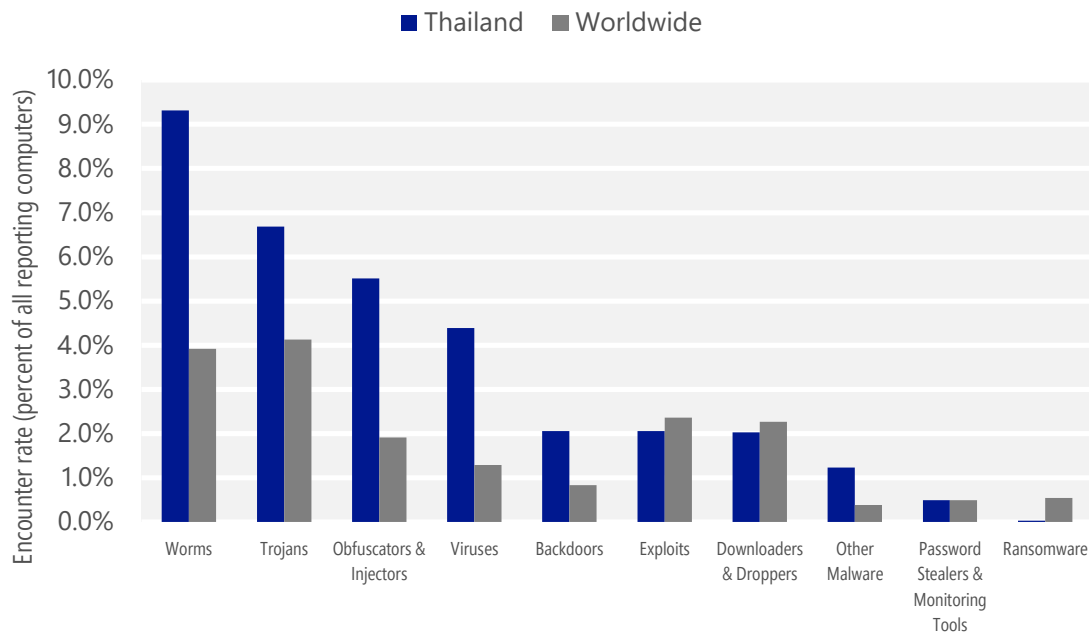
Malware encounter and infection rate trends in Thailand and worldwide



See the Worldwide Threat Assessment section of [Microsoft Security Intelligence Report, Volume 18](http://www.microsoft.com/sir) at [www.microsoft.com/sir](http://www.microsoft.com/sir) for more information about threats in Thailand and around the world, and for explanations of the methods and terms used here.

## Malware categories

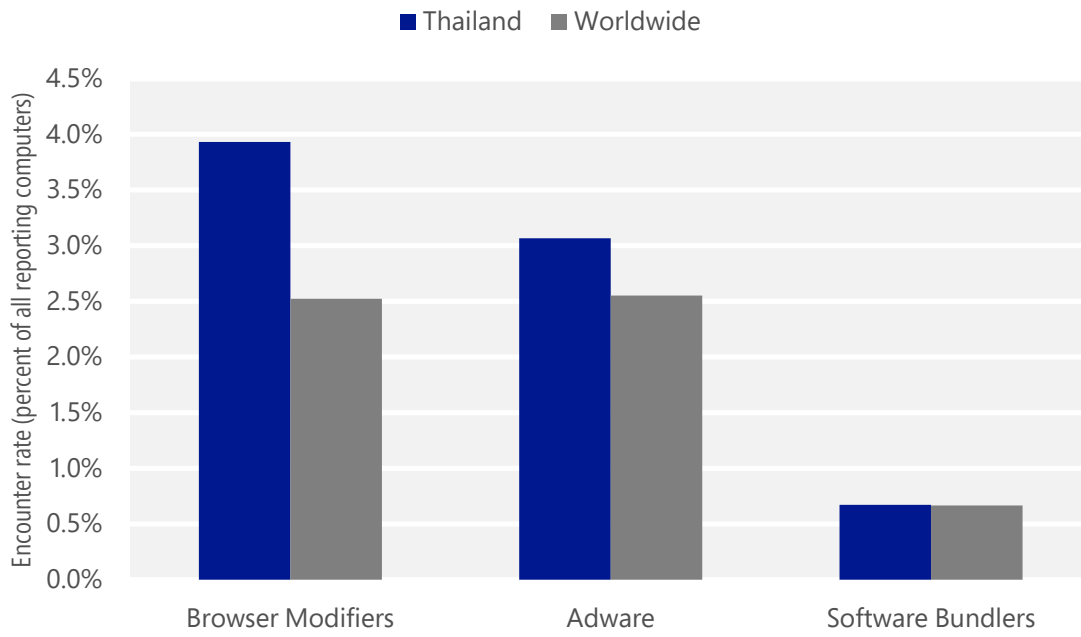
Malware encountered in Thailand in 4Q14, by category



- The most common malware category in Thailand in 4Q14 was Worms. It was encountered by 9.3 percent of all computers there, down from 10.9 percent in 3Q14.
- The second most common malware category in Thailand in 4Q14 was Trojans. It was encountered by 6.7 percent of all computers there, down from 9.5 percent in 3Q14.
- The third most common malware category in Thailand in 4Q14 was Obfuscators & Injectors, which was encountered by 5.5 percent of all computers there, up from 4.9 percent in 3Q14.

## Unwanted software categories

Unwanted software encountered in Thailand in 4Q14, by category



- The most common unwanted software category in Thailand in 4Q14 was Browser Modifiers. It was encountered by 3.9 percent of all computers there, down from 6.1 percent in 3Q14.
- The second most common unwanted software category in Thailand in 4Q14 was Adware. It was encountered by 3.1 percent of all computers there, up from 0.9 percent in 3Q14.
- The third most common unwanted software category in Thailand in 4Q14 was Software Bundlers, which was encountered by 0.7 percent of all computers there, up from 0.1 percent in 3Q14.

## Top malware families by encounter rate

The most common malware families encountered in Thailand in 4Q14

	Family	Most significant category	% of reporting computers
1	<a href="#">Win32/Gamarue</a>	Worms	4.7%
2	<a href="#">Win32/Obfuscator</a>	Obfuscators & Injectors	3.3%
3	<a href="#">INF/Autorun</a>	Obfuscators & Injectors	2.2%
4	<a href="#">Win32/Sality</a>	Viruses	2.2%
5	<a href="#">Win32/Ramnit</a>	Trojans	1.6%
6	<a href="#">VBS/Jenxcus</a>	Worms	1.2%
7	<a href="#">Win32/CplLnk</a>	Exploits	1.0%
8	<a href="#">Win32/Nitol</a>	Other Malware	1.0%
9	<a href="#">Win32/Ceatrg</a>	Trojans	0.9%
10	<a href="#">MSIL/Bladabindi</a>	Backdoors	0.8%

- The most common malware family encountered in Thailand in 4Q14 was [Win32/Gamarue](#), which was encountered by 4.7 percent of reporting computers there. [Win32/Gamarue](#) is a worm that is commonly distributed via exploit kits and social engineering. Variants have been observed stealing information from the local computer and communicating with command-and-control (C&C) servers managed by attackers.
- The second most common malware family encountered in Thailand in 4Q14 was [Win32/Obfuscator](#), which was encountered by 3.3 percent of reporting computers there. [Win32/Obfuscator](#) is a generic detection for programs that have had their purpose disguised to hinder analysis or detection by antivirus scanners. Such programs commonly employ a combination of methods, including encryption, compression, anti-debugging and anti-emulation techniques.
- The third most common malware family encountered in Thailand in 4Q14 was [INF/Autorun](#), which was encountered by 2.2 percent of reporting computers there. [INF/Autorun](#) is a family of worms that spreads by copying itself to the mapped drives of an infected computer. The mapped drives may include network or removable drives.
- The fourth most common malware family encountered in Thailand in 4Q14 was [Win32/Sality](#), which was encountered by 2.2 percent of reporting computers there. [Win32/Sality](#) is a family of polymorphic file infectors that target executable files with the extensions .scr or .exe. They may execute a damaging payload that deletes files with certain extensions and terminates security-related processes and services.

## Top unwanted software families by encounter rate

The most common unwanted software families encountered in Thailand in 4Q14

	Family	Most significant category	% of reporting computers
1	<a href="#">Win32/Couponruc</a>	Browser Modifiers	3.4%
2	<a href="#">Win32/Costmin</a>	Adware	1.3%
3	<a href="#">Win32/BetterSurf</a>	Adware	0.9%
4	<a href="#">Win32/Pennybee</a>	Adware	0.8%
5	<a href="#">Win32/Defaulttab</a>	Browser Modifiers	0.6%

- The most common unwanted software family encountered in Thailand in 4Q14 was [Win32/Couponruc](#), which was encountered by 3.4 percent of reporting computers there. [Win32/Couponruc](#) is a browser modifier that changes browser settings and may also modify some computer and Internet settings.
- The second most common unwanted software family encountered in Thailand in 4Q14 was [Win32/Costmin](#), which was encountered by 1.3 percent of reporting computers there. [Win32/Costmin](#) is an adware family that installs itself as a browser extension for Internet Explorer, Mozilla Firefox, and Google Chrome, and displays advertisements as the user browses the Internet.
- The third most common unwanted software family encountered in Thailand in 4Q14 was [Win32/BetterSurf](#), which was encountered by 0.9 percent of reporting computers there. [Win32/BetterSurf](#) is adware that displays unwanted ads on search engine results pages and other websites. It may be included with software bundles that offer free applications or games.

## Top threat families by infection rate

The most common malware families by infection rate in Thailand in 4Q14

	Family	Most significant category	Infection rate (CCM)
1	<a href="#">Win32/Sality</a>	Viruses	6.8
2	<a href="#">Win32/Gamarue</a>	Worms	4.8
3	<a href="#">Win32/Ramnit</a>	Trojans	3.1
4	<a href="#">Win32/Nitol</a>	Other Malware	2.3
5	<a href="#">MSIL/Bladabindi</a>	Backdoors	2.0
6	<a href="#">VBS/Jenxcus</a>	Worms	1.9
7	<a href="#">Win32/Pramro</a>	Trojans	1.0
8	<a href="#">Win32/Wysotot</a>	Trojans	0.5
9	<a href="#">Win32/Sefnit</a>	Trojans	0.4
10	<a href="#">Win32/Dorkbot</a>	Worms	0.4

- The most common threat family infecting computers in Thailand in 4Q14 was [Win32/Sality](#), which was detected and removed from 6.8 of every 1,000 unique computers scanned by the MSRT. [Win32/Sality](#) is a family of polymorphic file infectors that target executable files with the extensions .scr or .exe. They may execute a damaging payload that deletes files with certain extensions and terminates security-related processes and services.
- The second most common threat family infecting computers in Thailand in 4Q14 was [Win32/Gamarue](#), which was detected and removed from 4.8 of every 1,000 unique computers scanned by the MSRT. [Win32/Gamarue](#) is a worm that is commonly distributed via exploit kits and social engineering. Variants have been observed stealing information from the local computer and communicating with command-and-control (C&C) servers managed by attackers.
- The third most common threat family infecting computers in Thailand in 4Q14 was [Win32/Ramnit](#), which was detected and removed from 3.1 of every 1,000 unique computers scanned by the MSRT. [Win32/Ramnit](#) is a family of multi-component malware that infects executable files, Microsoft Office files, and HTML files. Win32/Ramnit spreads to removable drives and steals sensitive information such as saved FTP credentials and browser cookies. It may also open a backdoor to await instructions from a remote attacker.
- The fourth most common threat family infecting computers in Thailand in 4Q14 was [Win32/Nitol](#), which was detected and removed from 2.3 of every 1,000 unique computers scanned by the MSRT. [Win32/Nitol](#) is a family of trojans that perform DDoS (distributed denial of service) attacks, allow backdoor access and

control, download and run files, and perform a number of other malicious activities on the computer.

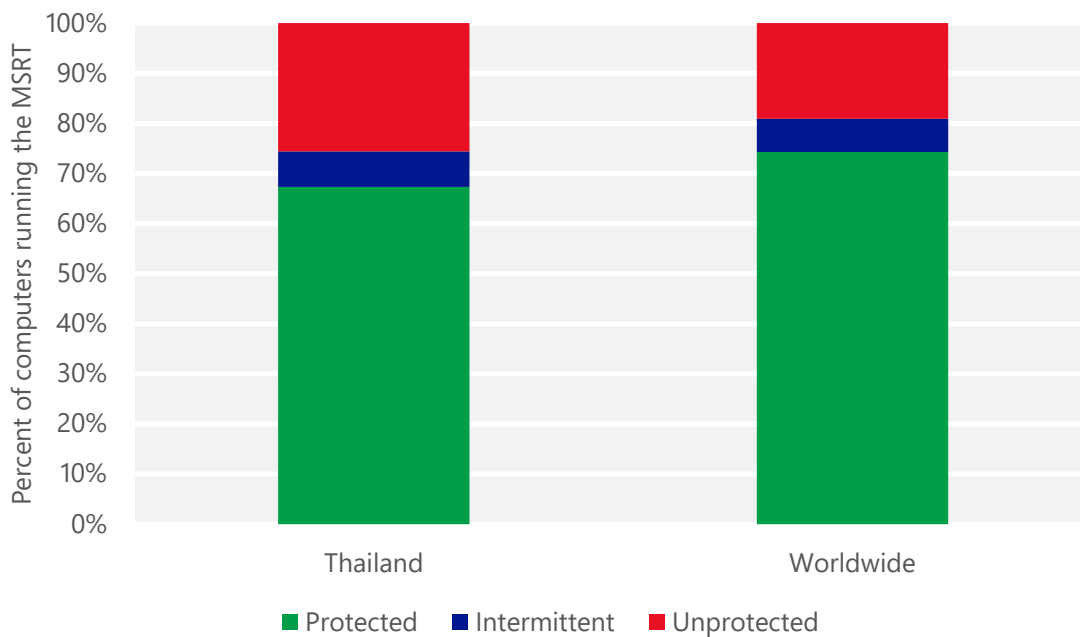


## Security software use

Recent releases of the MSRT collect and report details about the state of real-time antimalware software on a computer, if the computer's administrator has chosen to opt in to provide data to Microsoft. This telemetry data makes it possible to analyze security software usage patterns around the world and correlate them with infection rates.

A typical computer runs the MSRT three times each quarter, once for each monthly version of the tool that Microsoft releases. In the figure below, "Protected" represents computers that had real-time security software active and up-to-date every time the MSRT ran during a quarter; "Intermittently protected" represents computers that had security software active during one or more MSRT executions, but not all of them; and "Unprotected" represents computers that did not have security software active during any MSRT executions that quarter.

Percent of computers in Thailand and worldwide protected by real-time security software in 4Q14



## Drive-by download sites

A *drive-by download* site is a website that hosts one or more exploits that target vulnerabilities in web browsers and browser add-ons. Users with vulnerable computers can be infected with malware simply by visiting such a website, even without attempting to download anything. Drive-by download pages are usually hosted on legitimate Web sites to which an attacker has posted exploit code. Attackers gain access to legitimate sites through intrusion or by posting malicious code to a poorly secured web form, like a comment field on a blog. Compromised sites can be hosted anywhere in the world and concern nearly any subject imaginable, making it difficult for even an experienced user to identify a compromised site from a list of search results.

Search engines such as Bing have taken a number of measures to help protect users from drive-by downloads. As Bing indexes the web, pages are assessed for malicious elements or malicious behavior. Clicking the link in the list of search results displays a prominent warning, saying that the page may contain malicious software.

At the end of 3Q14, Bing detected 1.21 drive-by download URLs for every 1,000 URLs hosted in Thailand, compared to 0.41 worldwide. At the end of 4Q14, Bing detected 0.98 drive-by download URLs for every 1,000 URLs hosted in Thailand, compared to 0.45 worldwide.

Drive-by download pages per 1,000 URLs hosted in Thailand and worldwide

Metric	October 1, 2014	January 1, 2015
Drive-by download pages per 1,000 URLs, Thailand	1.21	0.98
<i>Drive-by download pages per 1,000 URLs worldwide</i>	<i>0.41</i>	<i>0.45</i>

# Trinidad and Tobago

The statistics presented here are generated by Microsoft security programs and services running on computers in Trinidad and Tobago in 4Q14 and previous quarters. This data is provided from administrators or users who choose to opt in to provide data to Microsoft, using IP address geolocation to determine country or region.

On computers running real-time security software, most attempts by malware to infect computers are blocked before they succeed. Therefore, for a comprehensive understanding of the malware landscape, it's important to consider infection attempts that are blocked as well as infections that are removed. For this reason, Microsoft uses two different metrics to measure malware prevalence:

- *Encounter rate* is simply the percentage of computers running Microsoft real-time security products that report a malware encounter, whether the infection attempt succeeds or not.
- *Computers cleaned per mille*, or *CCM*, is an infection rate metric that is defined as the number of computers cleaned for every 1,000 unique computers executing the Malicious Software Removal Tool (MSRT), a free tool distributed through Microsoft update services that removes more than 200 highly prevalent or serious threats from computers.

Infection rate statistics for Trinidad and Tobago

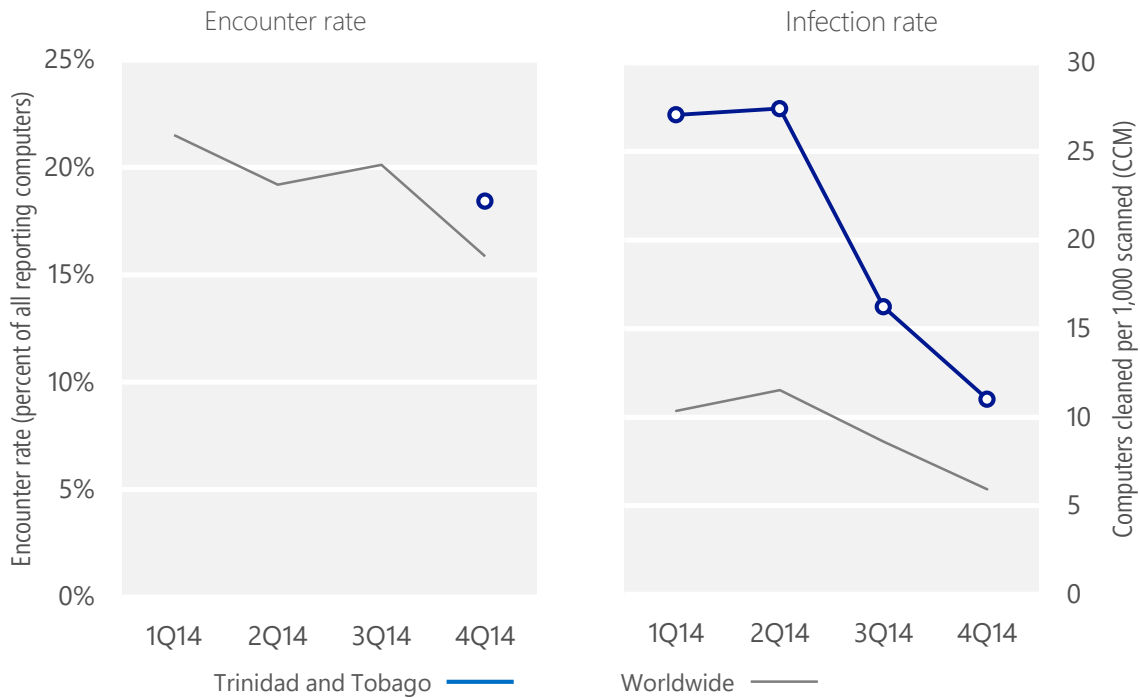
Metric	1Q14	2Q14	3Q14	4Q14
Encounter rate, Trinidad and Tobago	N/A	N/A	N/A	18.4%
Worldwide encounter rate	21.5%	19.2%	20.1%	15.9%
CCM, Trinidad and Tobago	27.1	27.4	16.2	11.0
Worldwide CCM	10.3	11.5	8.6	5.9

Encounter and infection rates reported here do not include totals for the Brantall, Filcoute, and Rotbrow malware families. See pages 57–64 of [Microsoft Security Intelligence Report, Volume 17](#) for an explanation of this decision.

## Encounter and infection rate trends

In 4Q14, 18.4% percent of computers in Trinidad and Tobago encountered malware, compared to the 4Q14 worldwide encounter rate of 15.9 percent. In addition, the MSRT detected and removed malware from 11.0 of every 1,000 unique computers scanned in Trinidad and Tobago in 4Q14 (a CCM score of 11.0, compared to the 4Q14 worldwide CCM of 5.9). The following figure shows the encounter and infection rate trends for Trinidad and Tobago over the last four quarters, compared to the world as a whole.

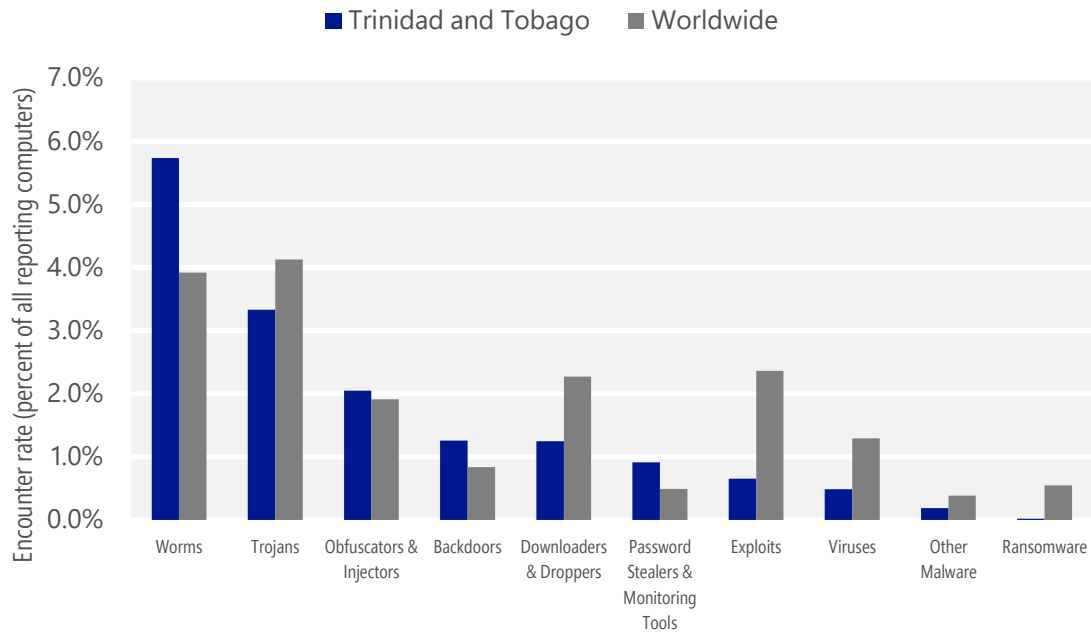
Malware encounter and infection rate trends in Trinidad and Tobago and worldwide



See the Worldwide Threat Assessment section of [Microsoft Security Intelligence Report, Volume 18](http://www.microsoft.com/sir) at [www.microsoft.com/sir](http://www.microsoft.com/sir) for more information about threats in Trinidad and Tobago and around the world, and for explanations of the methods and terms used here.

## Malware categories

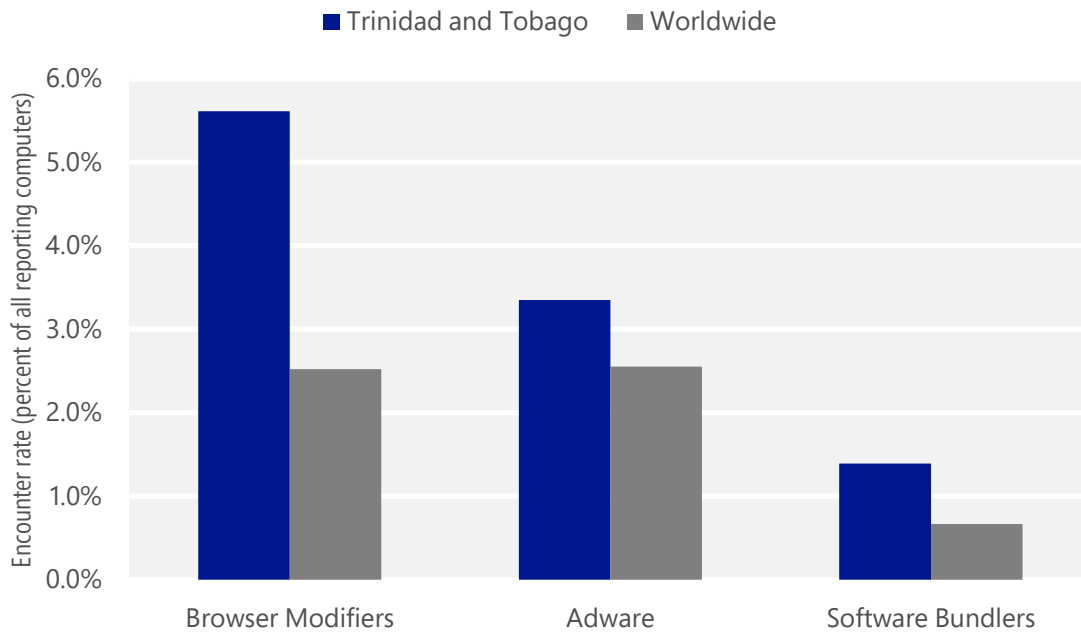
Malware encountered in Trinidad and Tobago in 4Q14, by category



- The most common malware category in Trinidad and Tobago in 4Q14 was Worms. It was encountered by 5.7 percent of all computers there, up from N/A percent in 3Q14.
- The second most common malware category in Trinidad and Tobago in 4Q14 was Trojans. It was encountered by 3.3 percent of all computers there, up from N/A percent in 3Q14.
- The third most common malware category in Trinidad and Tobago in 4Q14 was Obfuscators & Injectors, which was encountered by 2.1 percent of all computers there, up from N/A percent in 3Q14.

## Unwanted software categories

Unwanted software encountered in Trinidad and Tobago in 4Q14, by category



- The most common unwanted software category in Trinidad and Tobago in 4Q14 was Browser Modifiers. It was encountered by 5.6 percent of all computers there, up from N/A percent in 3Q14.
- The second most common unwanted software category in Trinidad and Tobago in 4Q14 was Adware. It was encountered by 3.3 percent of all computers there, up from N/A percent in 3Q14.
- The third most common unwanted software category in Trinidad and Tobago in 4Q14 was Software Bundlers, which was encountered by 1.4 percent of all computers there, up from N/A percent in 3Q14.

## Top malware families by encounter rate

The most common malware families encountered in Trinidad and Tobago in 4Q14

	Family	Most significant category	% of reporting computers
1	<a href="#">VBS/Jenxcus</a>	Worms	3.9%
2	<a href="#">INF/Autorun</a>	Obfuscators & Injectors	1.0%
3	<a href="#">Win32/Obfuscator</a>	Obfuscators & Injectors	1.0%

- The most common malware family encountered in Trinidad and Tobago in 4Q14 was [VBS/Jenxcus](#), which was encountered by 3.9 percent of reporting computers there. [VBS/Jenxcus](#) is a worm that gives an attacker control of the computer. It is spread by infected removable drives, like USB flash drives. It can also be downloaded within a torrent file.
- The second most common malware family encountered in Trinidad and Tobago in 4Q14 was [INF/Autorun](#), which was encountered by 1.0 percent of reporting computers there. [INF/Autorun](#) is a family of worms that spreads by copying itself to the mapped drives of an infected computer. The mapped drives may include network or removable drives.
- The third most common malware family encountered in Trinidad and Tobago in 4Q14 was [Win32/Obfuscator](#), which was encountered by 1.0 percent of reporting computers there. [Win32/Obfuscator](#) is a generic detection for programs that have had their purpose disguised to hinder analysis or detection by antivirus scanners. Such programs commonly employ a combination of methods, including encryption, compression, anti-debugging and anti-emulation techniques.
- The fourth most common malware family encountered in Trinidad and Tobago in 4Q14 was [N/A](#), which was encountered by percent of reporting computers there.

## Top unwanted software families by encounter rate

The most common unwanted software families encountered in Trinidad and Tobago in 4Q14

	Family	Most significant category	% of reporting computers
1	<a href="#">Win32/Couponruc</a>	Browser Modifiers	3.7%
2	<a href="#">Win32/Defaulttab</a>	Browser Modifiers	2.2%
3	<a href="#">Win32/BetterSurf</a>	Adware	1.6%
4	<a href="#">Win32/Costmin</a>	Adware	1.4%
5	<a href="#">Win32/Gofileexpress</a>	Software Bundlers	1.0%

- The most common unwanted software family encountered in Trinidad and Tobago in 4Q14 was [Win32/Couponruc](#), which was encountered by 3.7 percent of reporting computers there. [Win32/Couponruc](#) is a browser modifier that changes browser settings and may also modify some computer and Internet settings.
- The second most common unwanted software family encountered in Trinidad and Tobago in 4Q14 was [Win32/Defaulttab](#), which was encountered by 2.2 percent of reporting computers there. [Win32/Defaulttab](#) is a browser modifier that redirects web browser searches and prevents the user from changing browser settings.
- The third most common unwanted software family encountered in Trinidad and Tobago in 4Q14 was [Win32/BetterSurf](#), which was encountered by 1.6 percent of reporting computers there. [Win32/BetterSurf](#) is adware that displays unwanted ads on search engine results pages and other websites. It may be included with software bundles that offer free applications or games.



## Top threat families by infection rate

The most common malware families by infection rate in Trinidad and Tobago in 4Q14

	Family	Most significant category	Infection rate (CCM)
1	<a href="#">VBS/Jenxcus</a>	Worms	5.8
2	<a href="#">MSIL/Bladabindi</a>	Backdoors	1.0
3	<a href="#">Win32/Brontok</a>	Worms	0.8
4	<a href="#">Win32/IRCbot</a>	Backdoors	0.7
5	<a href="#">Win32/Vobfus</a>	Worms	0.7
6	<a href="#">Win32/Sefnit</a>	Trojans	0.3
7	<a href="#">Win32/Alureon</a>	Trojans	0.3
8	<a href="#">Win32/Dorkbot</a>	Worms	0.2
9	<a href="#">Win32/Conficker</a>	Worms	0.2
10	<a href="#">Win32/Gamarue</a>	Worms	0.2

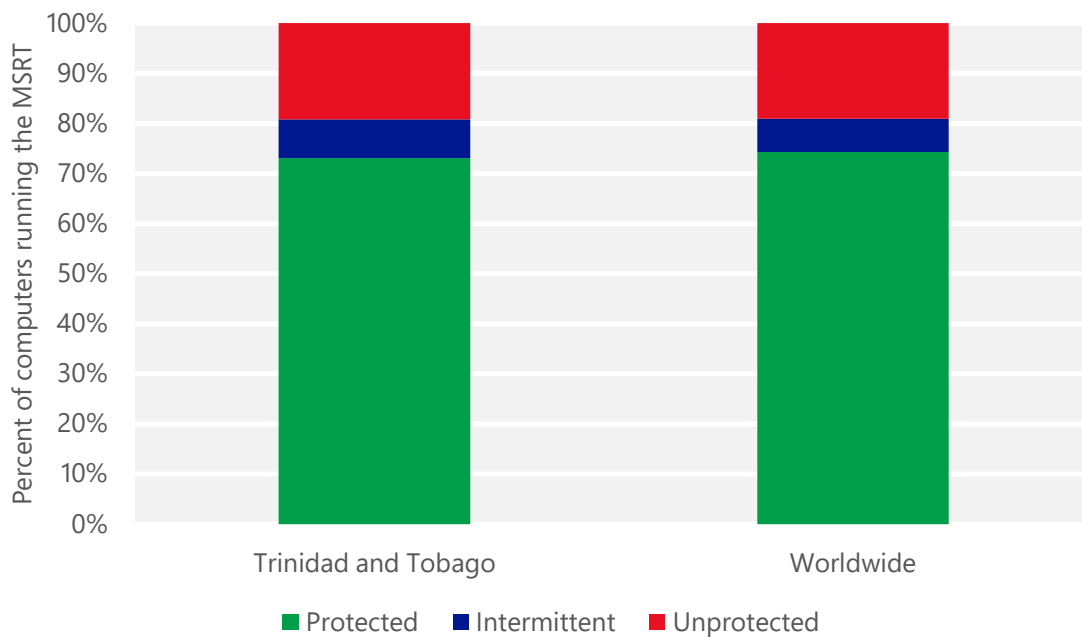
- The most common threat family infecting computers in Trinidad and Tobago in 4Q14 was [VBS/Jenxcus](#), which was detected and removed from 5.8 of every 1,000 unique computers scanned by the MSRT. [VBS/Jenxcus](#) is a worm that gives an attacker control of the computer. It is spread by infected removable drives, like USB flash drives. It can also be downloaded within a torrent file.
- The second most common threat family infecting computers in Trinidad and Tobago in 4Q14 was [MSIL/Bladabindi](#), which was detected and removed from 1.0 of every 1,000 unique computers scanned by the MSRT. [MSIL/Bladabindi](#) is a family of backdoors created by a malicious hacker tool called NJ Rat. The can steal sensitive information, download other malware, and allow backdoor access to an infected computer.
- The third most common threat family infecting computers in Trinidad and Tobago in 4Q14 was [Win32/Brontok](#), which was detected and removed from 0.8 of every 1,000 unique computers scanned by the MSRT. [Win32/Brontok](#) is a mass-mailing email worm that spreads by sending copies of itself as email attachments to addresses gathered from files on the infected computer, and by copying itself to removable volumes. Brontok can disable security software, and may conduct DoS attacks against certain websites.
- The fourth most common threat family infecting computers in Trinidad and Tobago in 4Q14 was [Win32/IRCbot](#), which was detected and removed from 0.7 of every 1,000 unique computers scanned by the MSRT. [Win32/IRCbot](#) is a large family of backdoor trojans that drops other malicious software and connects to IRC servers to receive commands from attackers.

## Security software use

Recent releases of the MSRT collect and report details about the state of real-time antimalware software on a computer, if the computer's administrator has chosen to opt in to provide data to Microsoft. This telemetry data makes it possible to analyze security software usage patterns around the world and correlate them with infection rates.

A typical computer runs the MSRT three times each quarter, once for each monthly version of the tool that Microsoft releases. In the figure below, "Protected" represents computers that had real-time security software active and up-to-date every time the MSRT ran during a quarter; "Intermittently protected" represents computers that had security software active during one or more MSRT executions, but not all of them; and "Unprotected" represents computers that did not have security software active during any MSRT executions that quarter.

Percent of computers in Trinidad and Tobago and worldwide protected by real-time security software in 4Q14



**Drive-by download sites**

A *drive-by download* site is a website that hosts one or more exploits that target vulnerabilities in web browsers and browser add-ons. Users with vulnerable computers can be infected with malware simply by visiting such a website, even without attempting to download anything. Drive-by download pages are usually hosted on legitimate Web sites to which an attacker has posted exploit code. Attackers gain access to legitimate sites through intrusion or by posting malicious code to a poorly secured web form, like a comment field on a blog. Compromised sites can be hosted anywhere in the world and concern nearly any subject imaginable, making it difficult for even an experienced user to identify a compromised site from a list of search results.

Search engines such as Bing have taken a number of measures to help protect users from drive-by downloads. As Bing indexes the web, pages are assessed for malicious elements or malicious behavior. Clicking the link in the list of search results displays a prominent warning, saying that the page may contain malicious software.

At the end of 3Q14, Bing detected 0.00 drive-by download URLs for every 1,000 URLs hosted in Trinidad and Tobago, compared to 0.41 worldwide. At the end of 4Q14, Bing detected 0.00 drive-by download URLs for every 1,000 URLs hosted in Trinidad and Tobago, compared to 0.45 worldwide.

Drive-by download pages per 1,000 URLs hosted in Trinidad and Tobago and worldwide

Metric	October 1, 2014	January 1, 2015
Drive-by download pages per 1,000 URLs, Trinidad and Tobago	0.00	0.00
<i>Drive-by download pages per 1,000 URLs worldwide</i>	<i>0.41</i>	<i>0.45</i>



# Tunisia

The statistics presented here are generated by Microsoft security programs and services running on computers in Tunisia in 4Q14 and previous quarters. This data is provided from administrators or users who choose to opt in to provide data to Microsoft, using IP address geolocation to determine country or region.

On computers running real-time security software, most attempts by malware to infect computers are blocked before they succeed. Therefore, for a comprehensive understanding of the malware landscape, it's important to consider infection attempts that are blocked as well as infections that are removed. For this reason, Microsoft uses two different metrics to measure malware prevalence:

- *Encounter rate* is simply the percentage of computers running Microsoft real-time security products that report a malware encounter, whether the infection attempt succeeds or not.
- *Computers cleaned per mille*, or *CCM*, is an infection rate metric that is defined as the number of computers cleaned for every 1,000 unique computers executing the Malicious Software Removal Tool (MSRT), a free tool distributed through Microsoft update services that removes more than 200 highly prevalent or serious threats from computers.

Infection rate statistics for Tunisia

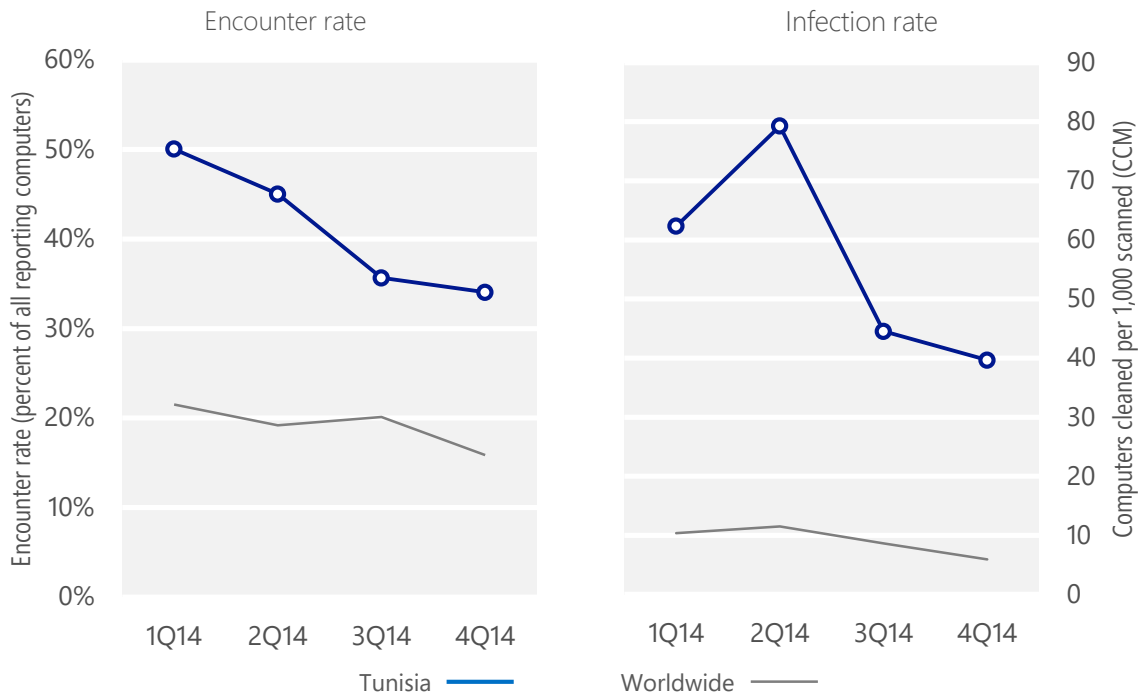
Metric	1Q14	2Q14	3Q14	4Q14
Encounter rate, Tunisia	50.1%	45.0%	35.7%	34.1%
Worldwide encounter rate	21.5%	19.2%	20.1%	15.9%
CCM, Tunisia	62.3	79.3	44.5	39.7
Worldwide CCM	10.3	11.5	8.6	5.9

Encounter and infection rates reported here do not include totals for the Brantall, Filcoute, and Rotbrow malware families. See pages 57–64 of [Microsoft Security Intelligence Report, Volume 17](#) for an explanation of this decision.

## Encounter and infection rate trends

In 4Q14, 34.1% percent of computers in Tunisia encountered malware, compared to the 4Q14 worldwide encounter rate of 15.9 percent. In addition, the MSRT detected and removed malware from 39.7 of every 1,000 unique computers scanned in Tunisia in 4Q14 (a CCM score of 39.7, compared to the 4Q14 worldwide CCM of 5.9). The following figure shows the encounter and infection rate trends for Tunisia over the last four quarters, compared to the world as a whole.

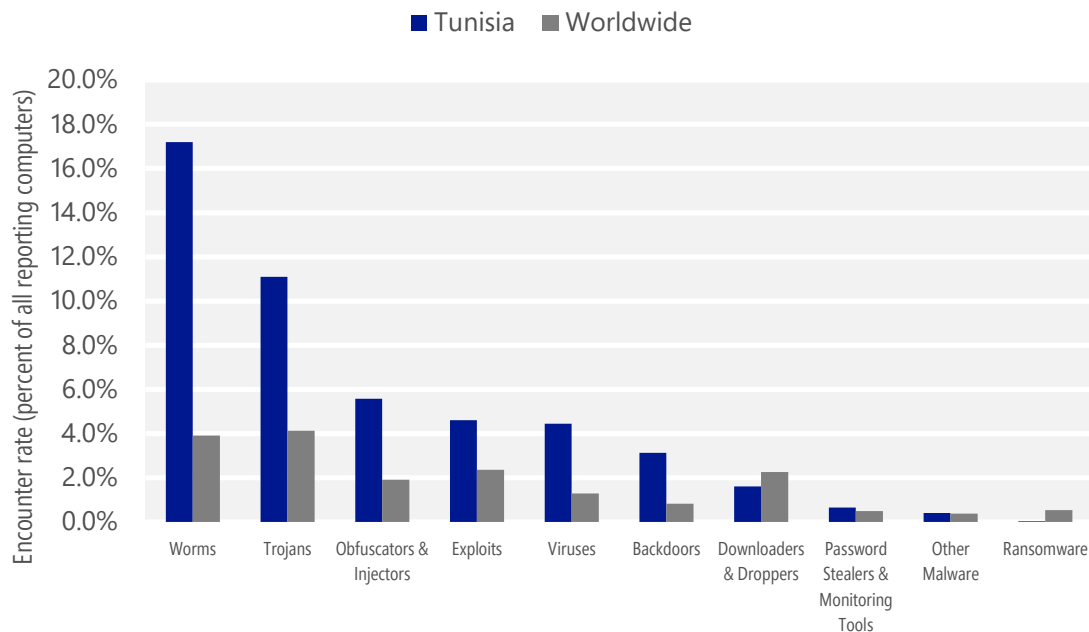
Malware encounter and infection rate trends in Tunisia and worldwide



See the Worldwide Threat Assessment section of [Microsoft Security Intelligence Report, Volume 18](http://www.microsoft.com/sir) at [www.microsoft.com/sir](http://www.microsoft.com/sir) for more information about threats in Tunisia and around the world, and for explanations of the methods and terms used here.

## Malware categories

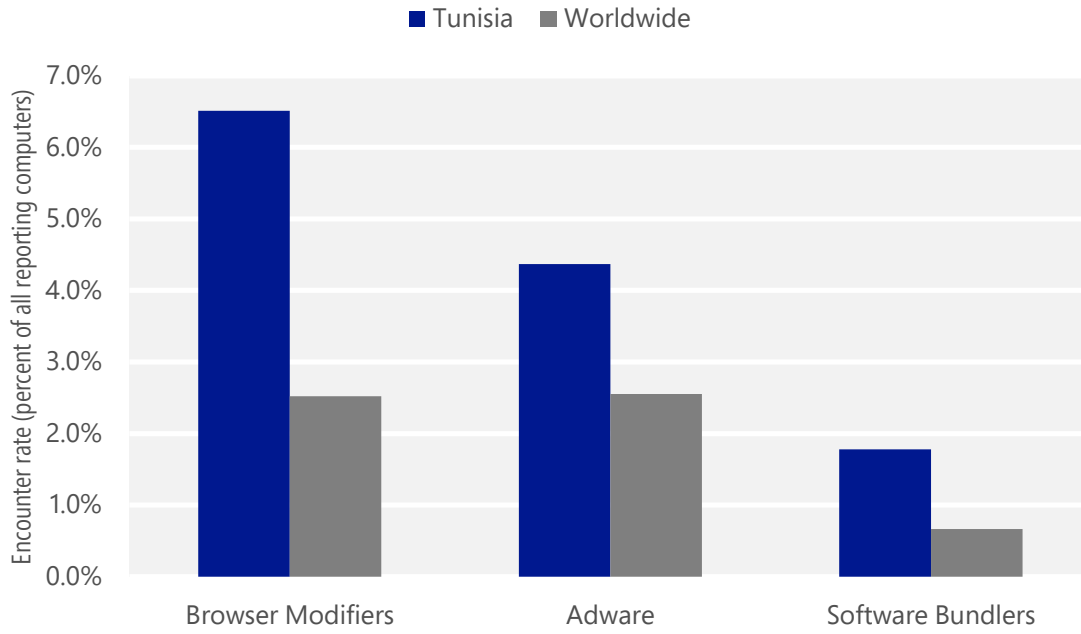
Malware encountered in Tunisia in 4Q14, by category



- The most common malware category in Tunisia in 4Q14 was Worms. It was encountered by 17.2 percent of all computers there, up from 16.4 percent in 3Q14.
- The second most common malware category in Tunisia in 4Q14 was Trojans. It was encountered by 11.1 percent of all computers there, down from 14.3 percent in 3Q14.
- The third most common malware category in Tunisia in 4Q14 was Obfuscators & Injectors, which was encountered by 5.6 percent of all computers there, up from 4.9 percent in 3Q14.

## Unwanted software categories

Unwanted software encountered in Tunisia in 4Q14, by category



- The most common unwanted software category in Tunisia in 4Q14 was Browser Modifiers. It was encountered by 6.5 percent of all computers there, down from 8.0 percent in 3Q14.
- The second most common unwanted software category in Tunisia in 4Q14 was Adware. It was encountered by 4.4 percent of all computers there, up from 0.9 percent in 3Q14.
- The third most common unwanted software category in Tunisia in 4Q14 was Software Bundlers, which was encountered by 1.8 percent of all computers there, up from 0.2 percent in 3Q14.



## Top malware families by encounter rate

The most common malware families encountered in Tunisia in 4Q14

	Family	Most significant category	% of reporting computers
1	<a href="#">VBS/Jenxcus</a>	Worms	10.4%
2	<a href="#">INF/Autorun</a>	Obfuscators & Injectors	6.0%
3	<a href="#">Win32/CplLnk</a>	Exploits	4.1%
4	<a href="#">Win32/Ramnit</a>	Trojans	4.0%
5	<a href="#">Win32/Sality</a>	Viruses	2.3%
6	<a href="#">JS/Faceliker</a>	Trojans	2.0%
7	<a href="#">MSIL/Bladabindi</a>	Backdoors	1.8%
8	<a href="#">VBS/Rtbot</a>	Worms	1.6%
9	<a href="#">Win32/Vobfus</a>	Worms	1.5%
10	<a href="#">Win32/Obfuscator</a>	Obfuscators & Injectors	1.3%

- The most common malware family encountered in Tunisia in 4Q14 was [VBS/Jenxcus](#), which was encountered by 10.4 percent of reporting computers there. [VBS/Jenxcus](#) is a worm that gives an attacker control of the computer. It is spread by infected removable drives, like USB flash drives. It can also be downloaded within a torrent file.
- The second most common malware family encountered in Tunisia in 4Q14 was [INF/Autorun](#), which was encountered by 6.0 percent of reporting computers there. [INF/Autorun](#) is a family of worms that spreads by copying itself to the mapped drives of an infected computer. The mapped drives may include network or removable drives.
- The third most common malware family encountered in Tunisia in 4Q14 was [Win32/CplLnk](#), which was encountered by 4.1 percent of reporting computers there. [Win32/CplLnk](#) is a generic detection for specially-crafted malicious shortcut files that attempt to exploit the vulnerability addressed by Microsoft Security Bulletin MS10-046.
- The fourth most common malware family encountered in Tunisia in 4Q14 was [Win32/Ramnit](#), which was encountered by 4.0 percent of reporting computers there. [Win32/Ramnit](#) is a family of multi-component malware that infects executable files, Microsoft Office files, and HTML files. Win32/Ramnit spreads to removable drives and steals sensitive information such as saved FTP credentials and browser cookies. It may also open a backdoor to await instructions from a remote attacker.

## Top unwanted software families by encounter rate

The most common unwanted software families encountered in Tunisia in 4Q14

	Family	Most significant category	% of reporting computers
1	<a href="#">Win32/Couponruc</a>	Browser Modifiers	4.3%
2	<a href="#">Win32/Defaulttab</a>	Browser Modifiers	2.4%
3	<a href="#">Win32/BetterSurf</a>	Adware	2.3%
4	<a href="#">Win32/Gofileexpress</a>	Software Bundlers	1.5%
5	<a href="#">Win32/Costrmin</a>	Adware	1.2%

- The most common unwanted software family encountered in Tunisia in 4Q14 was [Win32/Couponruc](#), which was encountered by 4.3 percent of reporting computers there. [Win32/Couponruc](#) is a browser modifier that changes browser settings and may also modify some computer and Internet settings.
- The second most common unwanted software family encountered in Tunisia in 4Q14 was [Win32/Defaulttab](#), which was encountered by 2.4 percent of reporting computers there. [Win32/Defaulttab](#) is a browser modifier that redirects web browser searches and prevents the user from changing browser settings.
- The third most common unwanted software family encountered in Tunisia in 4Q14 was [Win32/BetterSurf](#), which was encountered by 2.3 percent of reporting computers there. [Win32/BetterSurf](#) is adware that displays unwanted ads on search engine results pages and other websites. It may be included with software bundles that offer free applications or games.

## Top threat families by infection rate

The most common malware families by infection rate in Tunisia in 4Q14

	Family	Most significant category	Infection rate (CCM)
1	<a href="#">VBS/Jenxcus</a>	Worms	17.7
2	<a href="#">Win32/Sality</a>	Viruses	7.4
3	<a href="#">Win32/Ramnit</a>	Trojans	6.4
4	<a href="#">MSIL/Bladabindi</a>	Backdoors	2.7
5	<a href="#">JS/Kilim</a>	Trojans	2.2
6	<a href="#">Win32/Vobfus</a>	Worms	1.7
7	<a href="#">Win32/Gamarue</a>	Worms	1.1
8	<a href="#">Win32/Pramro</a>	Trojans	1.0
9	<a href="#">Win32/Sefnit</a>	Trojans	0.8
10	<a href="#">Win32/Dorkbot</a>	Worms	0.7

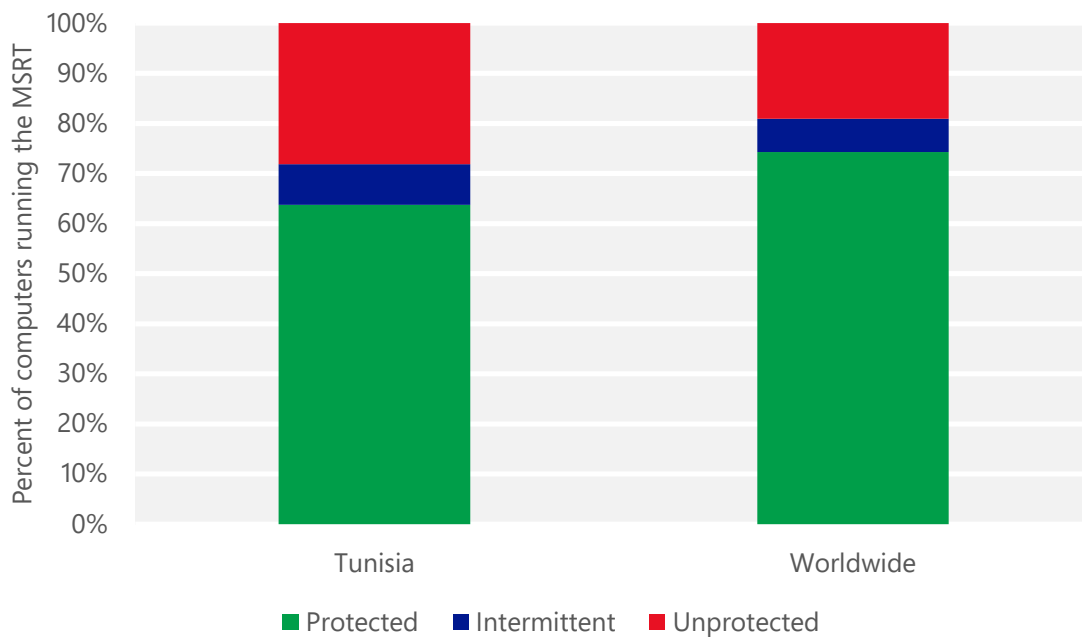
- The most common threat family infecting computers in Tunisia in 4Q14 was [VBS/Jenxcus](#), which was detected and removed from 17.7 of every 1,000 unique computers scanned by the MSRT. [VBS/Jenxcus](#) is a worm that gives an attacker control of the computer. It is spread by infected removable drives, like USB flash drives. It can also be downloaded within a torrent file.
- The second most common threat family infecting computers in Tunisia in 4Q14 was [Win32/Sality](#), which was detected and removed from 7.4 of every 1,000 unique computers scanned by the MSRT. [Win32/Sality](#) is a family of polymorphic file infectors that target executable files with the extensions .scr or .exe. They may execute a damaging payload that deletes files with certain extensions and terminates security-related processes and services.
- The third most common threat family infecting computers in Tunisia in 4Q14 was [Win32/Ramnit](#), which was detected and removed from 6.4 of every 1,000 unique computers scanned by the MSRT. [Win32/Ramnit](#) is a family of multi-component malware that infects executable files, Microsoft Office files, and HTML files. Win32/Ramnit spreads to removable drives and steals sensitive information such as saved FTP credentials and browser cookies. It may also open a backdoor to await instructions from a remote attacker.
- The fourth most common threat family infecting computers in Tunisia in 4Q14 was [MSIL/Bladabindi](#), which was detected and removed from 2.7 of every 1,000 unique computers scanned by the MSRT. [MSIL/Bladabindi](#) is a family of backdoors created by a malicious hacker tool called NJ Rat. The can steal sensitive information, download other malware, and allow backdoor access to an infected computer.

## Security software use

Recent releases of the MSRT collect and report details about the state of real-time antimalware software on a computer, if the computer's administrator has chosen to opt in to provide data to Microsoft. This telemetry data makes it possible to analyze security software usage patterns around the world and correlate them with infection rates.

A typical computer runs the MSRT three times each quarter, once for each monthly version of the tool that Microsoft releases. In the figure below, "Protected" represents computers that had real-time security software active and up-to-date every time the MSRT ran during a quarter; "Intermittently protected" represents computers that had security software active during one or more MSRT executions, but not all of them; and "Unprotected" represents computers that did not have security software active during any MSRT executions that quarter.

Percent of computers in Tunisia and worldwide protected by real-time security software in 4Q14



**Drive-by download sites**

A *drive-by download* site is a website that hosts one or more exploits that target vulnerabilities in web browsers and browser add-ons. Users with vulnerable computers can be infected with malware simply by visiting such a website, even without attempting to download anything. Drive-by download pages are usually hosted on legitimate Web sites to which an attacker has posted exploit code. Attackers gain access to legitimate sites through intrusion or by posting malicious code to a poorly secured web form, like a comment field on a blog. Compromised sites can be hosted anywhere in the world and concern nearly any subject imaginable, making it difficult for even an experienced user to identify a compromised site from a list of search results.

Search engines such as Bing have taken a number of measures to help protect users from drive-by downloads. As Bing indexes the web, pages are assessed for malicious elements or malicious behavior. Clicking the link in the list of search results displays a prominent warning, saying that the page may contain malicious software.

At the end of 3Q14, Bing detected 7.56 drive-by download URLs for every 1,000 URLs hosted in Tunisia, compared to 0.41 worldwide. At the end of 4Q14, Bing detected 6.14 drive-by download URLs for every 1,000 URLs hosted in Tunisia, compared to 0.45 worldwide.

Drive-by download pages per 1,000 URLs hosted in Tunisia and worldwide

Metric	October 1, 2014	January 1, 2015
Drive-by download pages per 1,000 URLs, Tunisia	7.56	6.14
<i>Drive-by download pages per 1,000 URLs worldwide</i>	<i>0.41</i>	<i>0.45</i>



# Turkey

The statistics presented here are generated by Microsoft security programs and services running on computers in Turkey in 4Q14 and previous quarters. This data is provided from administrators or users who choose to opt in to provide data to Microsoft, using IP address geolocation to determine country or region.

On computers running real-time security software, most attempts by malware to infect computers are blocked before they succeed. Therefore, for a comprehensive understanding of the malware landscape, it's important to consider infection attempts that are blocked as well as infections that are removed. For this reason, Microsoft uses two different metrics to measure malware prevalence:

- *Encounter rate* is simply the percentage of computers running Microsoft real-time security products that report a malware encounter, whether the infection attempt succeeds or not.
- *Computers cleaned per mille*, or *CCM*, is an infection rate metric that is defined as the number of computers cleaned for every 1,000 unique computers executing the Malicious Software Removal Tool (MSRT), a free tool distributed through Microsoft update services that removes more than 200 highly prevalent or serious threats from computers.

Infection rate statistics for Turkey

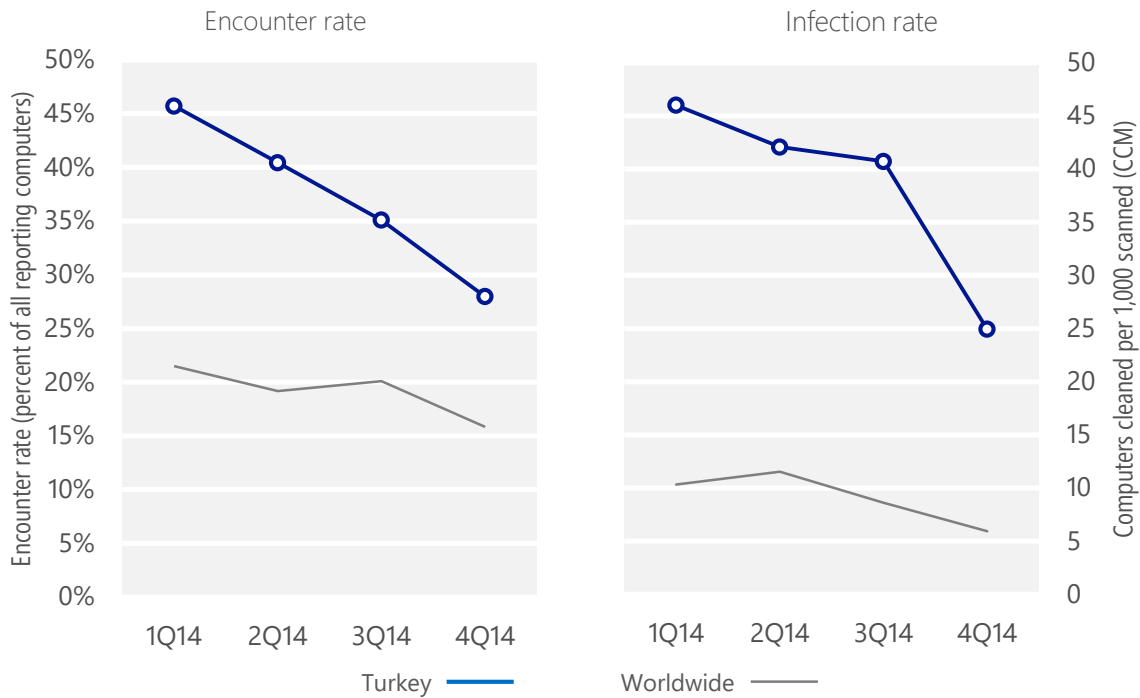
Metric	1Q14	2Q14	3Q14	4Q14
Encounter rate, Turkey	45.7%	40.4%	35.1%	28.0%
Worldwide encounter rate	21.5%	19.2%	20.1%	15.9%
CCM, Turkey	46.0	42.1	40.7	24.9
Worldwide CCM	10.3	11.5	8.6	5.9

Encounter and infection rates reported here do not include totals for the Brantall, Filcoute, and Rotbrow malware families. See pages 57–64 of [Microsoft Security Intelligence Report, Volume 17](#) for an explanation of this decision.

## Encounter and infection rate trends

In 4Q14, 28.0% percent of computers in Turkey encountered malware, compared to the 4Q14 worldwide encounter rate of 15.9 percent. In addition, the MSRT detected and removed malware from 24.9 of every 1,000 unique computers scanned in Turkey in 4Q14 (a CCM score of 24.9, compared to the 4Q14 worldwide CCM of 5.9). The following figure shows the encounter and infection rate trends for Turkey over the last four quarters, compared to the world as a whole.

Malware encounter and infection rate trends in Turkey and worldwide

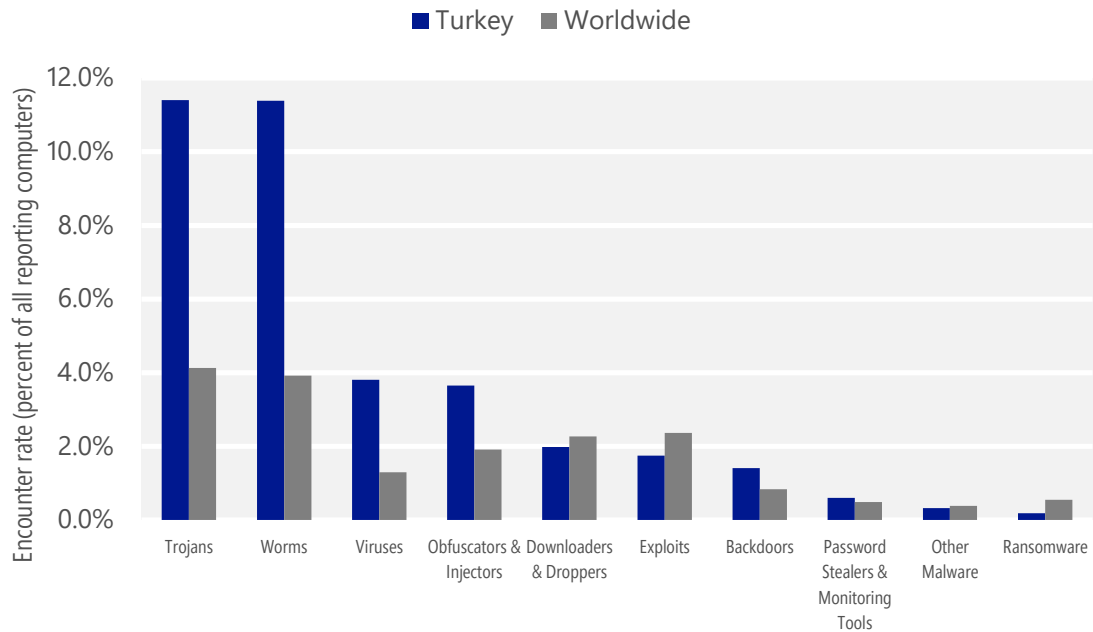


See the Worldwide Threat Assessment section of [Microsoft Security Intelligence Report, Volume 18](http://www.microsoft.com/sir) at [www.microsoft.com/sir](http://www.microsoft.com/sir) for more information about threats in Turkey and around the world, and for explanations of the methods and terms used here.



## Malware categories

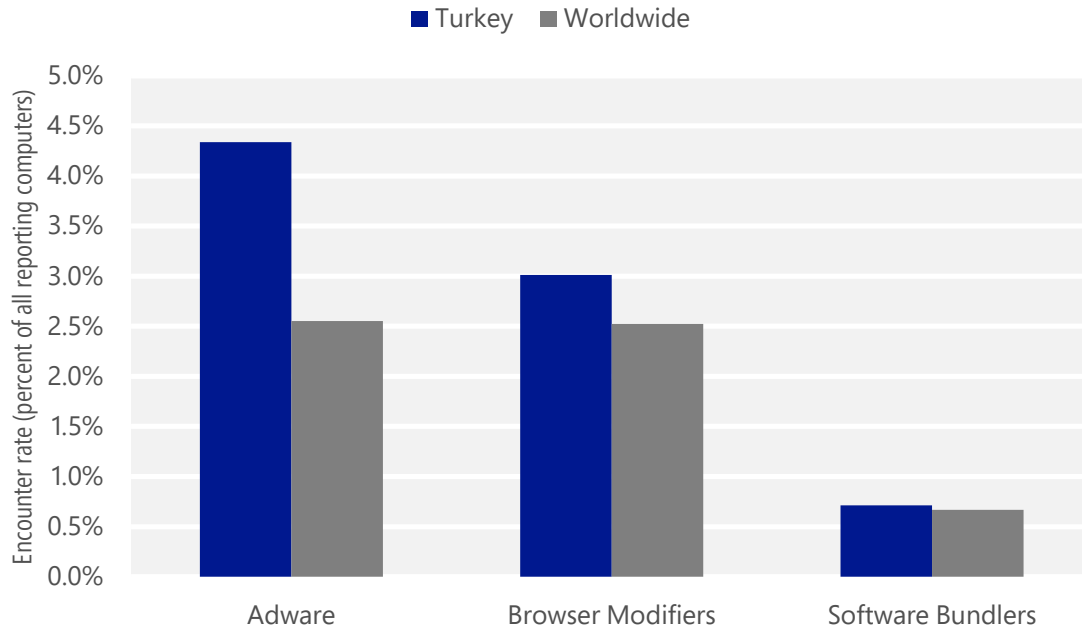
Malware encountered in Turkey in 4Q14, by category



- The most common malware category in Turkey in 4Q14 was Trojans. It was encountered by 11.4 percent of all computers there, down from 18.8 percent in 3Q14.
- The second most common malware category in Turkey in 4Q14 was Worms. It was encountered by 11.4 percent of all computers there, up from 8.2 percent in 3Q14.
- The third most common malware category in Turkey in 4Q14 was Viruses, which was encountered by 3.8 percent of all computers there, down from 4.7 percent in 3Q14.

## Unwanted software categories

Unwanted software encountered in Turkey in 4Q14, by category



- The most common unwanted software category in Turkey in 4Q14 was Adware. It was encountered by 4.3 percent of all computers there, down from 7.6 percent in 3Q14.
- The second most common unwanted software category in Turkey in 4Q14 was Browser Modifiers. It was encountered by 3.0 percent of all computers there, down from 5.2 percent in 3Q14.
- The third most common unwanted software category in Turkey in 4Q14 was Software Bundlers, which was encountered by 0.7 percent of all computers there, up from 0.0 percent in 3Q14.

## Top malware families by encounter rate

The most common malware families encountered in Turkey in 4Q14

	Family	Most significant category	% of reporting computers
1	<a href="#">INF/Autorun</a>	Obfuscators & Injectors	5.3%
2	<a href="#">Win32/Gamarue</a>	Worms	3.3%
3	<a href="#">Win32/Sality</a>	Viruses	2.0%
4	<a href="#">Win32/BeeVry</a>	Trojans	1.9%
5	<a href="#">Win32/Obfuscator</a>	Obfuscators & Injectors	1.7%
6	<a href="#">Win32/Ramnit</a>	Trojans	1.6%
7	<a href="#">Win32/Rimod</a>	Trojans	1.4%
8	<a href="#">JS/Kilim</a>	Trojans	1.4%
9	<a href="#">Win32/Nugel</a>	Worms	1.2%
10	<a href="#">MSIL/Wooniky</a>	Worms	1.2%

- The most common malware family encountered in Turkey in 4Q14 was [INF/Autorun](#), which was encountered by 5.3 percent of reporting computers there. [INF/Autorun](#) is a family of worms that spreads by copying itself to the mapped drives of an infected computer. The mapped drives may include network or removable drives.
- The second most common malware family encountered in Turkey in 4Q14 was [Win32/Gamarue](#), which was encountered by 3.3 percent of reporting computers there. [Win32/Gamarue](#) is a worm that is commonly distributed via exploit kits and social engineering. Variants have been observed stealing information from the local computer and communicating with command-and-control (C&C) servers managed by attackers.
- The third most common malware family encountered in Turkey in 4Q14 was [Win32/Sality](#), which was encountered by 2.0 percent of reporting computers there. [Win32/Sality](#) is a family of polymorphic file infectors that target executable files with the extensions .scr or .exe. They may execute a damaging payload that deletes files with certain extensions and terminates security-related processes and services.
- The fourth most common malware family encountered in Turkey in 4Q14 was [Win32/BeeVry](#), which was encountered by 1.9 percent of reporting computers there. [Win32/BeeVry](#) is a trojan that modifies a number of settings to prevent the computer from accessing security-related websites, and lower the computer's security.

## Top unwanted software families by encounter rate

The most common unwanted software families encountered in Turkey in 4Q14

	Family	Most significant category	% of reporting computers
1	<a href="#">Win32/Couponruc</a>	Browser Modifiers	2.7%
2	<a href="#">Win32/BetterSurf</a>	Adware	1.5%
3	<a href="#">Win32/Pennybee</a>	Adware	1.3%
4	<a href="#">Win32/Costmin</a>	Adware	0.9%
5	<a href="#">Win32/Couponarific</a>	Adware	0.5%

- The most common unwanted software family encountered in Turkey in 4Q14 was [Win32/Couponruc](#), which was encountered by 2.7 percent of reporting computers there. [Win32/Couponruc](#) is a browser modifier that changes browser settings and may also modify some computer and Internet settings.
- The second most common unwanted software family encountered in Turkey in 4Q14 was [Win32/BetterSurf](#), which was encountered by 1.5 percent of reporting computers there. [Win32/BetterSurf](#) is adware that displays unwanted ads on search engine results pages and other websites. It may be included with software bundles that offer free applications or games.
- The third most common unwanted software family encountered in Turkey in 4Q14 was [Win32/Pennybee](#), which was encountered by 1.3 percent of reporting computers there. [Win32/Pennybee](#) is adware that shows ads as the user browses the web. It can be installed from the program's website or bundled with some third-party software installation programs.

## Top threat families by infection rate

The most common malware families by infection rate in Turkey in 4Q14

	Family	Most significant category	Infection rate (CCM)
1	<a href="#">Win32/Sality</a>	Viruses	4.8
2	<a href="#">JS/Kilim</a>	Trojans	3.8
3	<a href="#">Win32/Gamarue</a>	Worms	3.5
4	<a href="#">Win32/Ramnit</a>	Trojans	3.2
5	<a href="#">Win32/Wysotot</a>	Trojans	2.2
6	<a href="#">Win32/Brontok</a>	Worms	1.7
7	<a href="#">VBS/Jenxcus</a>	Worms	1.5
8	<a href="#">Win32/Helompy</a>	Worms	1.4
9	<a href="#">Win32/Nuqel</a>	Worms	1.2
10	<a href="#">Win32/Pramro</a>	Trojans	1.0

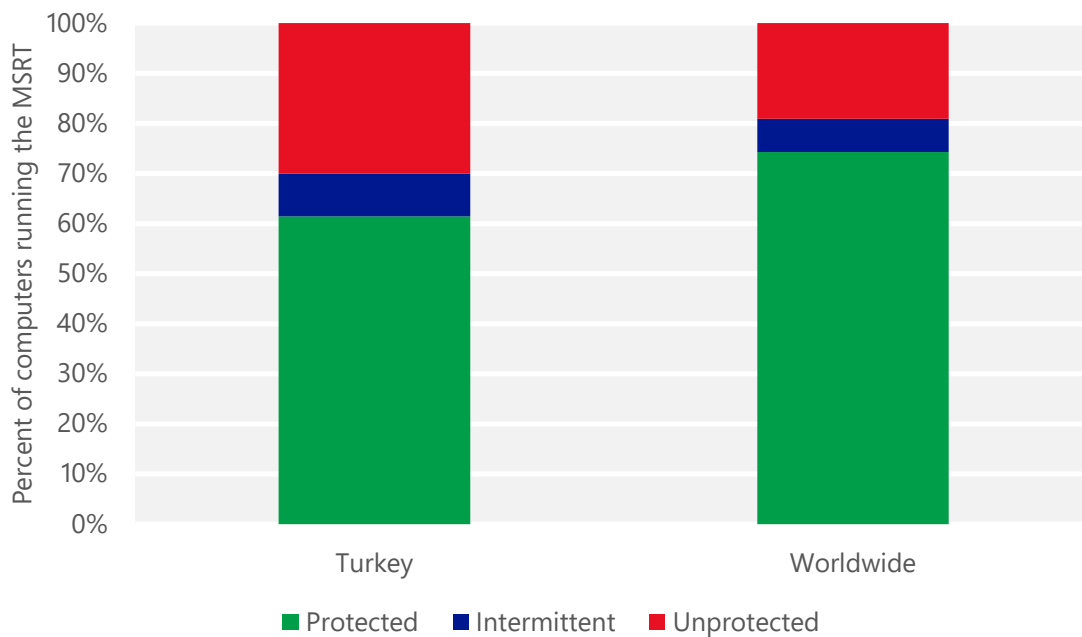
- The most common threat family infecting computers in Turkey in 4Q14 was [Win32/Sality](#), which was detected and removed from 4.8 of every 1,000 unique computers scanned by the MSRT. [Win32/Sality](#) is a family of polymorphic file infectors that target executable files with the extensions .scr or .exe. They may execute a damaging payload that deletes files with certain extensions and terminates security-related processes and services.
- The second most common threat family infecting computers in Turkey in 4Q14 was [JS/Kilim](#), which was detected and removed from 3.8 of every 1,000 unique computers scanned by the MSRT. [JS/Kilim](#) is a trojan that hijacks the user's Facebook, Twitter, or YouTube account to promote pages. It may post hyperlinks or like pages on Facebook, post comments on YouTube videos, or follow profiles and send direct messages on Twitter without permission.
- The third most common threat family infecting computers in Turkey in 4Q14 was [Win32/Gamarue](#), which was detected and removed from 3.5 of every 1,000 unique computers scanned by the MSRT. [Win32/Gamarue](#) is a worm that is commonly distributed via exploit kits and social engineering. Variants have been observed stealing information from the local computer and communicating with command-and-control (C&C) servers managed by attackers.
- The fourth most common threat family infecting computers in Turkey in 4Q14 was [Win32/Ramnit](#), which was detected and removed from 3.2 of every 1,000 unique computers scanned by the MSRT. [Win32/Ramnit](#) is a family of multi-component malware that infects executable files, Microsoft Office files, and HTML files. Win32/Ramnit spreads to removable drives and steals sensitive information such as saved FTP credentials and browser cookies. It may also open a backdoor to await instructions from a remote attacker.

## Security software use

Recent releases of the MSRT collect and report details about the state of real-time antimalware software on a computer, if the computer's administrator has chosen to opt in to provide data to Microsoft. This telemetry data makes it possible to analyze security software usage patterns around the world and correlate them with infection rates.

A typical computer runs the MSRT three times each quarter, once for each monthly version of the tool that Microsoft releases. In the figure below, "Protected" represents computers that had real-time security software active and up-to-date every time the MSRT ran during a quarter; "Intermittently protected" represents computers that had security software active during one or more MSRT executions, but not all of them; and "Unprotected" represents computers that did not have security software active during any MSRT executions that quarter.

Percent of computers in Turkey and worldwide protected by real-time security software in 4Q14



Drive-by download sites

A *drive-by download* site is a website that hosts one or more exploits that target vulnerabilities in web browsers and browser add-ons. Users with vulnerable computers can be infected with malware simply by visiting such a website, even without attempting to download anything. Drive-by download pages are usually hosted on legitimate Web sites to which an attacker has posted exploit code. Attackers gain access to legitimate sites through intrusion or by posting malicious code to a poorly secured web form, like a comment field on a blog. Compromised sites can be hosted anywhere in the world and concern nearly any subject imaginable, making it difficult for even an experienced user to identify a compromised site from a list of search results.

Search engines such as Bing have taken a number of measures to help protect users from drive-by downloads. As Bing indexes the web, pages are assessed for malicious elements or malicious behavior. Clicking the link in the list of search results displays a prominent warning, saying that the page may contain malicious software.

At the end of 3Q14, Bing detected 0.59 drive-by download URLs for every 1,000 URLs hosted in Turkey, compared to 0.41 worldwide. At the end of 4Q14, Bing detected 0.31 drive-by download URLs for every 1,000 URLs hosted in Turkey, compared to 0.45 worldwide.

Drive-by download pages per 1,000 URLs hosted in Turkey and worldwide

Metric	October 1, 2014	January 1, 2015
Drive-by download pages per 1,000 URLs, Turkey	0.59	0.31
Drive-by download pages per 1,000 URLs worldwide	0.41	0.45





# Ukraine

The statistics presented here are generated by Microsoft security programs and services running on computers in Ukraine in 4Q14 and previous quarters. This data is provided from administrators or users who choose to opt in to provide data to Microsoft, using IP address geolocation to determine country or region.

On computers running real-time security software, most attempts by malware to infect computers are blocked before they succeed. Therefore, for a comprehensive understanding of the malware landscape, it's important to consider infection attempts that are blocked as well as infections that are removed. For this reason, Microsoft uses two different metrics to measure malware prevalence:

- *Encounter rate* is simply the percentage of computers running Microsoft real-time security products that report a malware encounter, whether the infection attempt succeeds or not.
- *Computers cleaned per mille*, or *CCM*, is an infection rate metric that is defined as the number of computers cleaned for every 1,000 unique computers executing the Malicious Software Removal Tool (MSRT), a free tool distributed through Microsoft update services that removes more than 200 highly prevalent or serious threats from computers.

Infection rate statistics for Ukraine

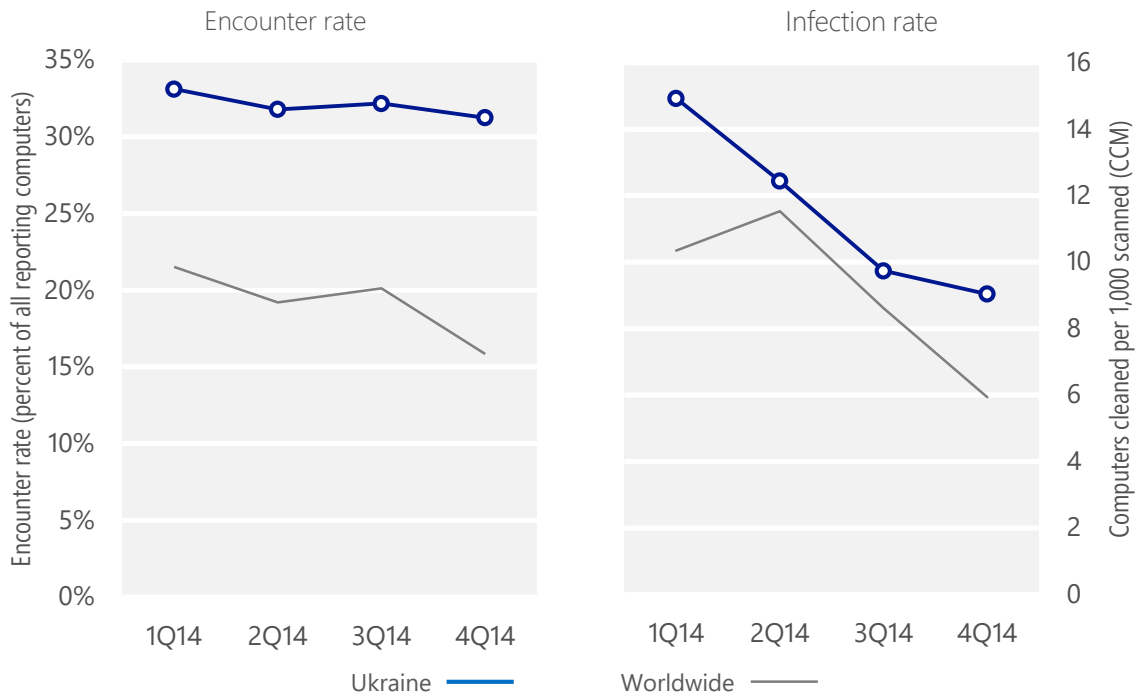
Metric	1Q14	2Q14	3Q14	4Q14
Encounter rate, Ukraine	33.1%	31.8%	32.2%	31.2%
Worldwide encounter rate	21.5%	19.2%	20.1%	15.9%
CCM, Ukraine	14.9	12.4	9.7	9.0
Worldwide CCM	10.3	11.5	8.6	5.9

Encounter and infection rates reported here do not include totals for the Brantall, Filcoute, and Rotbrow malware families. See pages 57–64 of [Microsoft Security Intelligence Report, Volume 17](#) for an explanation of this decision.

## Encounter and infection rate trends

In 4Q14, 31.2% percent of computers in Ukraine encountered malware, compared to the 4Q14 worldwide encounter rate of 15.9 percent. In addition, the MSRT detected and removed malware from 9.0 of every 1,000 unique computers scanned in Ukraine in 4Q14 (a CCM score of 9.0, compared to the 4Q14 worldwide CCM of 5.9). The following figure shows the encounter and infection rate trends for Ukraine over the last four quarters, compared to the world as a whole.

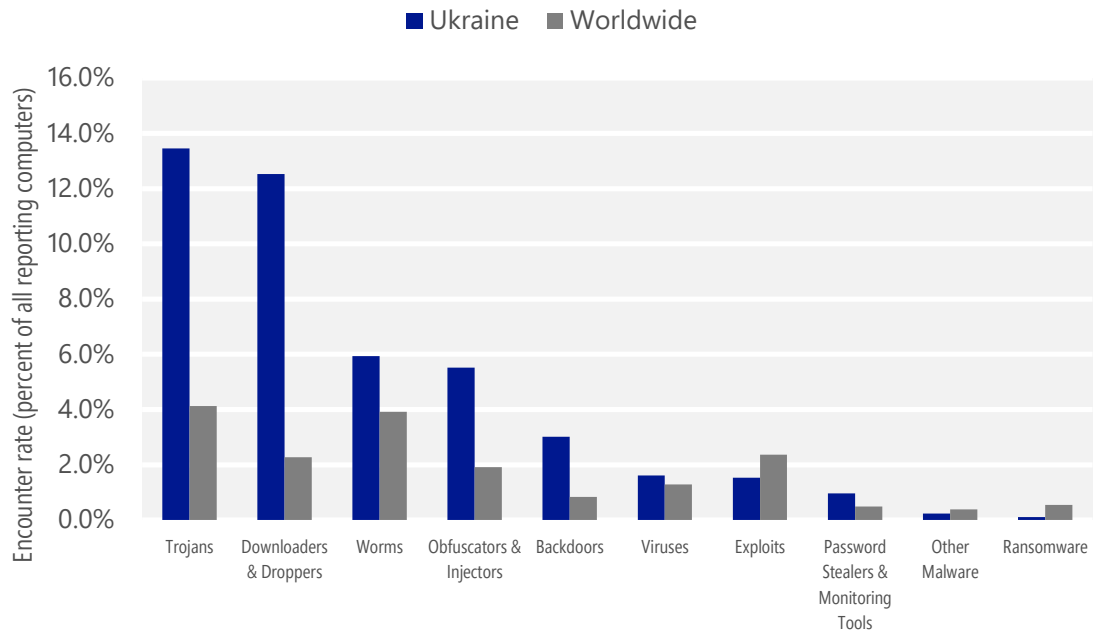
Malware encounter and infection rate trends in Ukraine and worldwide



See the Worldwide Threat Assessment section of [Microsoft Security Intelligence Report, Volume 18](http://www.microsoft.com/sir) at [www.microsoft.com/sir](http://www.microsoft.com/sir) for more information about threats in Ukraine and around the world, and for explanations of the methods and terms used here.

## Malware categories

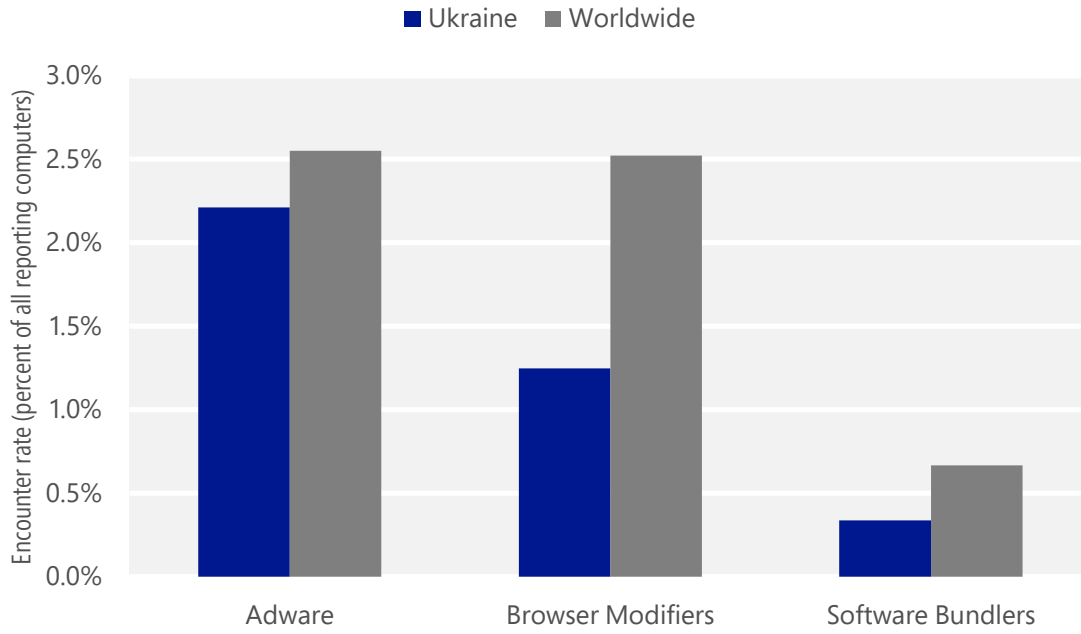
Malware encountered in Ukraine in 4Q14, by category



- The most common malware category in Ukraine in 4Q14 was Trojans. It was encountered by 13.5 percent of all computers there, down from 15.0 percent in 3Q14.
- The second most common malware category in Ukraine in 4Q14 was Downloaders & Droppers. It was encountered by 12.5 percent of all computers there, up from 12.3 percent in 3Q14.
- The third most common malware category in Ukraine in 4Q14 was Worms, which was encountered by 5.9 percent of all computers there, up from 5.3 percent in 3Q14.

## Unwanted software categories

Unwanted software encountered in Ukraine in 4Q14, by category



- The most common unwanted software category in Ukraine in 4Q14 was Adware. It was encountered by 2.2 percent of all computers there, down from 4.3 percent in 3Q14.
- The second most common unwanted software category in Ukraine in 4Q14 was Browser Modifiers. It was encountered by 1.2 percent of all computers there, up from 0.2 percent in 3Q14.
- The third most common unwanted software category in Ukraine in 4Q14 was Software Bundlers, which was encountered by 0.3 percent of all computers there, up from 0.1 percent in 3Q14.

## Top malware families by encounter rate

The most common malware families encountered in Ukraine in 4Q14

	Family	Most significant category	% of reporting computers
1	<a href="#">Win32/Ogimant</a>	Downloaders & Droppers	11.4%
2	<a href="#">Win32/Peaac</a>	Trojans	4.4%
3	<a href="#">Win32/Obfuscator</a>	Obfuscators & Injectors	4.3%
4	<a href="#">Win32/Gamarue</a>	Worms	3.0%
5	<a href="#">Win32/Peals</a>	Trojans	1.5%
6	<a href="#">Win32/Dynamer</a>	Trojans	1.1%
7	<a href="#">Win32/Morix</a>	Backdoors	1.0%
8	<a href="#">INF/Autorun</a>	Obfuscators & Injectors	0.9%
9	<a href="#">Win32/Ramnit</a>	Trojans	0.8%
10	<a href="#">Win32/Anaki</a>	Trojans	0.8%

- The most common malware family encountered in Ukraine in 4Q14 was [Win32/Ogimant](#), which was encountered by 11.4 percent of reporting computers there. [Win32/Ogimant](#) is a threat that claims to help download items from the Internet, but actually downloads and runs files that are specified by a remote attacker.
- The second most common malware family encountered in Ukraine in 4Q14 was [Win32/Peaac](#), which was encountered by 4.4 percent of reporting computers there. [Win32/Peaac](#) is a generic detection for various threats that display trojan characteristics.
- The third most common malware family encountered in Ukraine in 4Q14 was [Win32/Obfuscator](#), which was encountered by 4.3 percent of reporting computers there. [Win32/Obfuscator](#) is a generic detection for programs that have had their purpose disguised to hinder analysis or detection by antivirus scanners. Such programs commonly employ a combination of methods, including encryption, compression, anti-debugging and anti-emulation techniques.
- The fourth most common malware family encountered in Ukraine in 4Q14 was [Win32/Gamarue](#), which was encountered by 3.0 percent of reporting computers there. [Win32/Gamarue](#) is a worm that is commonly distributed via exploit kits and social engineering. Variants have been observed stealing information from the local computer and communicating with command-and-control (C&C) servers managed by attackers.

## Top unwanted software families by encounter rate

The most common unwanted software families encountered in Ukraine in 4Q14

	Family	Most significant category	% of reporting computers
1	<a href="#">Win32/BetterSurf</a>	Adware	1.8%
2	<a href="#">Win32/Couponruc</a>	Browser Modifiers	0.8%
3	<a href="#">Win32/Defaulttab</a>	Browser Modifiers	0.4%
4	<a href="#">Win32/Costmin</a>	Adware	0.3%
5	<a href="#">Win32/Gofileexpress</a>	Software Bundlers	0.3%

- The most common unwanted software family encountered in Ukraine in 4Q14 was [Win32/BetterSurf](#), which was encountered by 1.8 percent of reporting computers there. [Win32/BetterSurf](#) is adware that displays unwanted ads on search engine results pages and other websites. It may be included with software bundles that offer free applications or games.
- The second most common unwanted software family encountered in Ukraine in 4Q14 was [Win32/Couponruc](#), which was encountered by 0.8 percent of reporting computers there. [Win32/Couponruc](#) is a browser modifier that changes browser settings and may also modify some computer and Internet settings.
- The third most common unwanted software family encountered in Ukraine in 4Q14 was [Win32/Defaulttab](#), which was encountered by 0.4 percent of reporting computers there. [Win32/Defaulttab](#) is a browser modifier that redirects web browser searches and prevents the user from changing browser settings.

## Top threat families by infection rate

The most common malware families by infection rate in Ukraine in 4Q14

	Family	Most significant category	Infection rate (CCM)
1	<a href="#">Win32/Gamarue</a>	Worms	2.3
2	<a href="#">Win32/Tofsee</a>	Backdoors	1.2
3	<a href="#">Win32/Ramnit</a>	Trojans	1.0
4	<a href="#">Win32/Sality</a>	Viruses	0.8
5	<a href="#">Win32/Deminix</a>	Trojans	0.6
6	<a href="#">Win32/Helompy</a>	Worms	0.5
7	<a href="#">Win32/Dorkbot</a>	Worms	0.5
8	<a href="#">VBS/Jenxcus</a>	Worms	0.3
9	<a href="#">Win32/Brontok</a>	Worms	0.2
10	<a href="#">Win32/Sefnit</a>	Trojans	0.2

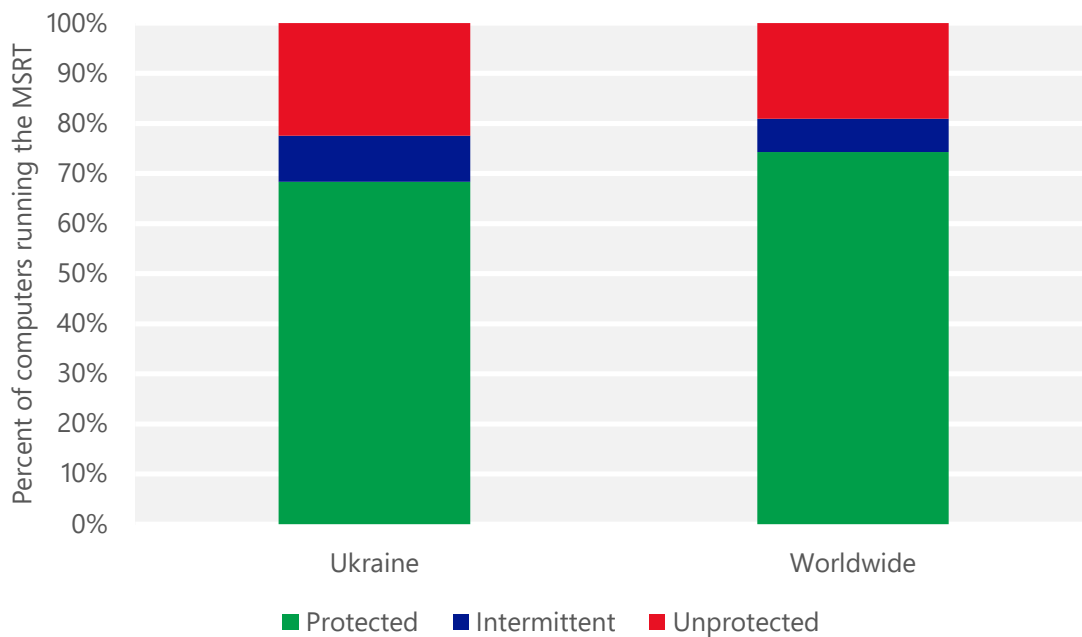
- The most common threat family infecting computers in Ukraine in 4Q14 was [Win32/Gamarue](#), which was detected and removed from 2.3 of every 1,000 unique computers scanned by the MSRT. [Win32/Gamarue](#) is a worm that is commonly distributed via exploit kits and social engineering. Variants have been observed stealing information from the local computer and communicating with command-and-control (C&C) servers managed by attackers.
- The second most common threat family infecting computers in Ukraine in 4Q14 was [Win32/Tofsee](#), which was detected and removed from 1.2 of every 1,000 unique computers scanned by the MSRT. [Win32/Tofsee](#) is a multi-component family of backdoor trojans that act as a spam and traffic relay.
- The third most common threat family infecting computers in Ukraine in 4Q14 was [Win32/Ramnit](#), which was detected and removed from 1.0 of every 1,000 unique computers scanned by the MSRT. [Win32/Ramnit](#) is a family of multi-component malware that infects executable files, Microsoft Office files, and HTML files. Win32/Ramnit spreads to removable drives and steals sensitive information such as saved FTP credentials and browser cookies. It may also open a backdoor to await instructions from a remote attacker.
- The fourth most common threat family infecting computers in Ukraine in 4Q14 was [Win32/Sality](#), which was detected and removed from 0.8 of every 1,000 unique computers scanned by the MSRT. [Win32/Sality](#) is a family of polymorphic file infectors that target executable files with the extensions .scr or .exe. They may execute a damaging payload that deletes files with certain extensions and terminates security-related processes and services.

## Security software use

Recent releases of the MSRT collect and report details about the state of real-time antimalware software on a computer, if the computer's administrator has chosen to opt in to provide data to Microsoft. This telemetry data makes it possible to analyze security software usage patterns around the world and correlate them with infection rates.

A typical computer runs the MSRT three times each quarter, once for each monthly version of the tool that Microsoft releases. In the figure below, "Protected" represents computers that had real-time security software active and up-to-date every time the MSRT ran during a quarter; "Intermittently protected" represents computers that had security software active during one or more MSRT executions, but not all of them; and "Unprotected" represents computers that did not have security software active during any MSRT executions that quarter.

Percent of computers in Ukraine and worldwide protected by real-time security software in 4Q14





## Drive-by download sites

A *drive-by download* site is a website that hosts one or more exploits that target vulnerabilities in web browsers and browser add-ons. Users with vulnerable computers can be infected with malware simply by visiting such a website, even without attempting to download anything. Drive-by download pages are usually hosted on legitimate Web sites to which an attacker has posted exploit code. Attackers gain access to legitimate sites through intrusion or by posting malicious code to a poorly secured web form, like a comment field on a blog. Compromised sites can be hosted anywhere in the world and concern nearly any subject imaginable, making it difficult for even an experienced user to identify a compromised site from a list of search results.

Search engines such as Bing have taken a number of measures to help protect users from drive-by downloads. As Bing indexes the web, pages are assessed for malicious elements or malicious behavior. Clicking the link in the list of search results displays a prominent warning, saying that the page may contain malicious software.

At the end of 3Q14, Bing detected 1.10 drive-by download URLs for every 1,000 URLs hosted in Ukraine, compared to 0.41 worldwide. At the end of 4Q14, Bing detected 0.40 drive-by download URLs for every 1,000 URLs hosted in Ukraine, compared to 0.45 worldwide.

Drive-by download pages per 1,000 URLs hosted in Ukraine and worldwide

Metric	October 1, 2014	January 1, 2015
Drive-by download pages per 1,000 URLs, Ukraine	1.10	0.40
<i>Drive-by download pages per 1,000 URLs worldwide</i>	<i>0.41</i>	<i>0.45</i>



# United Arab Emirates

The statistics presented here are generated by Microsoft security programs and services running on computers in the United Arab Emirates in 4Q14 and previous quarters. This data is provided from administrators or users who choose to opt in to provide data to Microsoft, using IP address geolocation to determine country or region.

On computers running real-time security software, most attempts by malware to infect computers are blocked before they succeed. Therefore, for a comprehensive understanding of the malware landscape, it's important to consider infection attempts that are blocked as well as infections that are removed. For this reason, Microsoft uses two different metrics to measure malware prevalence:

- *Encounter rate* is simply the percentage of computers running Microsoft real-time security products that report a malware encounter, whether the infection attempt succeeds or not.
- *Computers cleaned per mille*, or *CCM*, is an infection rate metric that is defined as the number of computers cleaned for every 1,000 unique computers executing the Malicious Software Removal Tool (MSRT), a free tool distributed through Microsoft update services that removes more than 200 highly prevalent or serious threats from computers.

Infection rate statistics for the United Arab Emirates

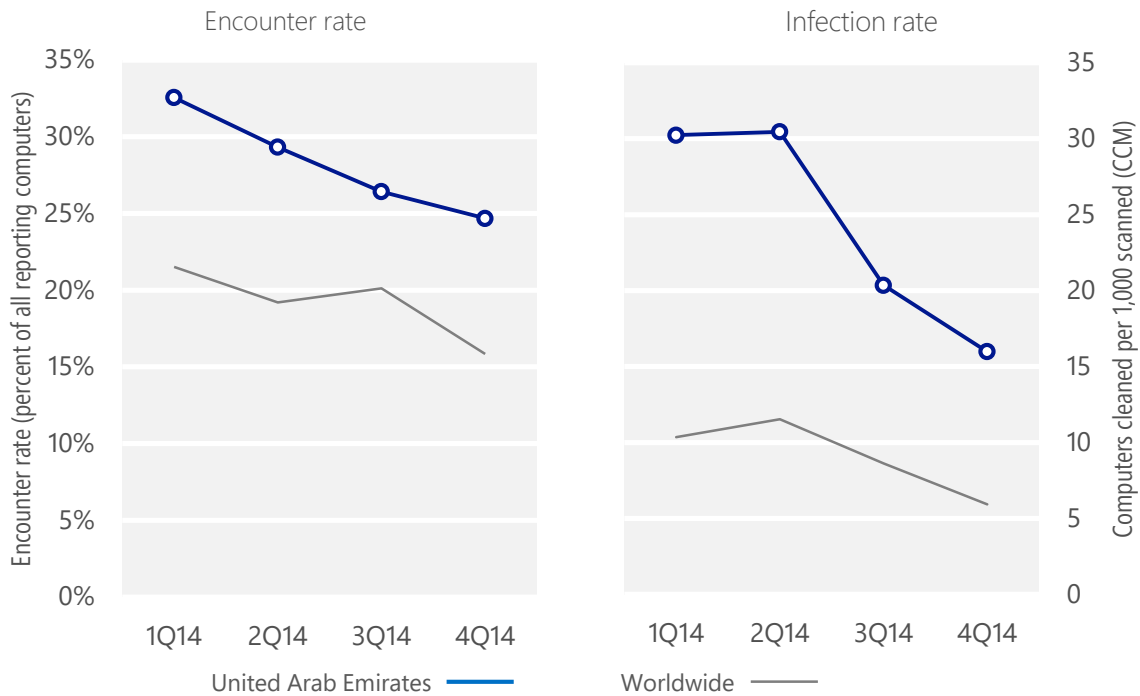
Metric	1Q14	2Q14	3Q14	4Q14
Encounter rate, United Arab Emirates	32.6%	29.3%	26.4%	24.7%
<i>Worldwide encounter rate</i>	<i>21.5%</i>	<i>19.2%</i>	<i>20.1%</i>	<i>15.9%</i>
CCM, United Arab Emirates	30.2	30.5	20.4	16.0
<i>Worldwide CCM</i>	<i>10.3</i>	<i>11.5</i>	<i>8.6</i>	<i>5.9</i>

Encounter and infection rates reported here do not include totals for the Brantall, Filcoute, and Rotbrow malware families. See pages 57–64 of [Microsoft Security Intelligence Report, Volume 17](#) for an explanation of this decision.

## Encounter and infection rate trends

In 4Q14, 24.7% percent of computers in the United Arab Emirates encountered malware, compared to the 4Q14 worldwide encounter rate of 15.9 percent. In addition, the MSRT detected and removed malware from 16.0 of every 1,000 unique computers scanned in the United Arab Emirates in 4Q14 (a CCM score of 16.0, compared to the 4Q14 worldwide CCM of 5.9). The following figure shows the encounter and infection rate trends for the United Arab Emirates over the last four quarters, compared to the world as a whole.

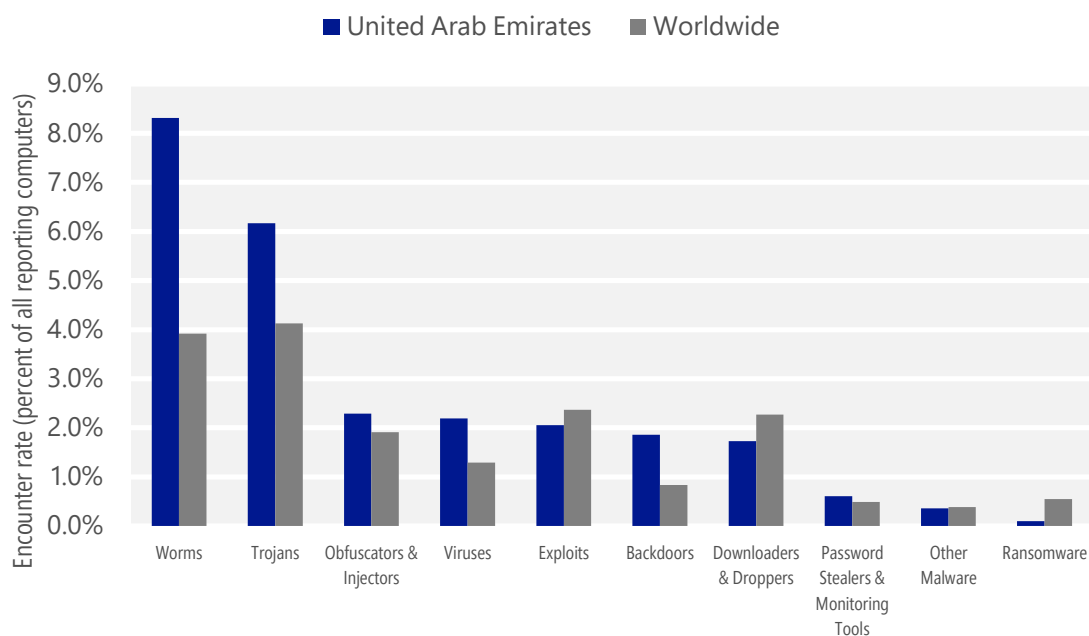
Malware encounter and infection rate trends in the United Arab Emirates and worldwide



See the Worldwide Threat Assessment section of [Microsoft Security Intelligence Report, Volume 18](http://www.microsoft.com/sir) at [www.microsoft.com/sir](http://www.microsoft.com/sir) for more information about threats in the United Arab Emirates and around the world, and for explanations of the methods and terms used here.

## Malware categories

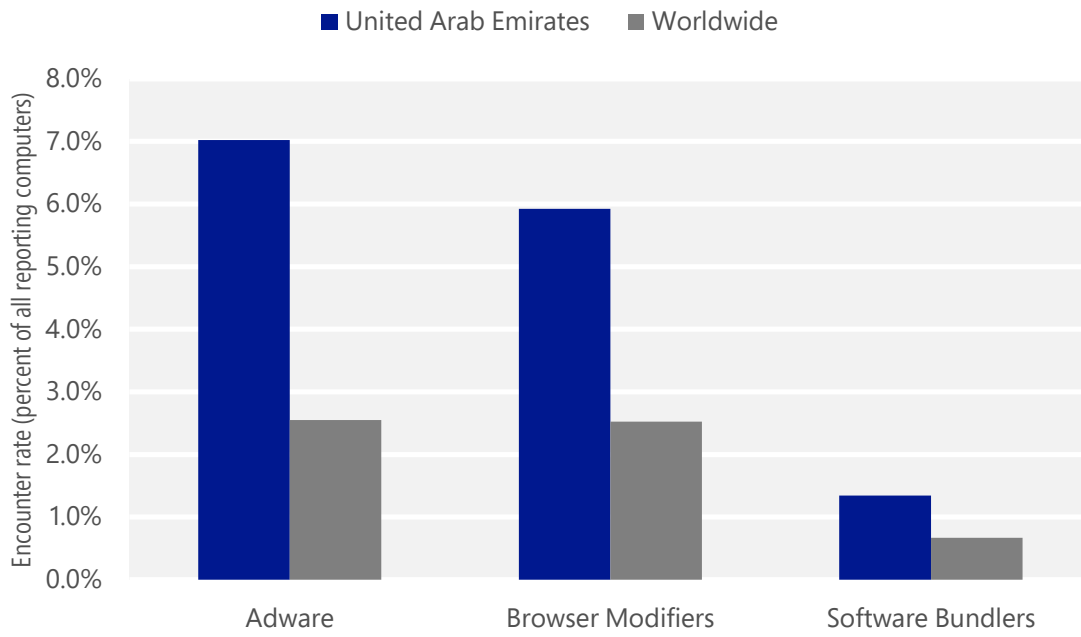
Malware encountered in the United Arab Emirates in 4Q14, by category



- The most common malware category in the United Arab Emirates in 4Q14 was Worms. It was encountered by 8.3 percent of all computers there, down from 8.6 percent in 3Q14.
- The second most common malware category in the United Arab Emirates in 4Q14 was Trojans. It was encountered by 6.2 percent of all computers there, down from 8.3 percent in 3Q14.
- The third most common malware category in the United Arab Emirates in 4Q14 was Obfuscators & Injectors, which was encountered by 2.3 percent of all computers there, down from 3.7 percent in 3Q14.

## Unwanted software categories

Unwanted software encountered in the United Arab Emirates in 4Q14, by category



- The most common unwanted software category in the United Arab Emirates in 4Q14 was Adware. It was encountered by 7.0 percent of all computers there, down from 8.7 percent in 3Q14.
- The second most common unwanted software category in the United Arab Emirates in 4Q14 was Browser Modifiers. It was encountered by 5.9 percent of all computers there, up from 1.2 percent in 3Q14.
- The third most common unwanted software category in the United Arab Emirates in 4Q14 was Software Bundlers, which was encountered by 1.3 percent of all computers there, up from 0.1 percent in 3Q14.

## Top malware families by encounter rate

The most common malware families encountered in the United Arab Emirates in 4Q14

	Family	Most significant category	% of reporting computers
1	<a href="#">VBS/Jenxcus</a>	Worms	2.9%
2	<a href="#">INF/Autorun</a>	Obfuscators & Injectors	2.0%
3	<a href="#">Win32/Gamarue</a>	Worms	1.6%
4	<a href="#">Win32/Startpage</a>	Trojans	1.1%
5	<a href="#">Win32/Sality</a>	Viruses	0.9%
6	<a href="#">Win32/Obfuscator</a>	Obfuscators & Injectors	0.9%
7	<a href="#">JS/Axpergle</a>	Exploits	0.8%
8	<a href="#">Win32/Nuqel</a>	Worms	0.8%
9	<a href="#">Win32/Ramnit</a>	Trojans	0.8%
10	<a href="#">Win32/CplLnk</a>	Exploits	0.7%

- The most common malware family encountered in the United Arab Emirates in 4Q14 was [VBS/Jenxcus](#), which was encountered by 2.9 percent of reporting computers there. [VBS/Jenxcus](#) is a worm that gives an attacker control of the computer. It is spread by infected removable drives, like USB flash drives. It can also be downloaded within a torrent file.
- The second most common malware family encountered in the United Arab Emirates in 4Q14 was [INF/Autorun](#), which was encountered by 2.0 percent of reporting computers there. [INF/Autorun](#) is a family of worms that spreads by copying itself to the mapped drives of an infected computer. The mapped drives may include network or removable drives.
- The third most common malware family encountered in the United Arab Emirates in 4Q14 was [Win32/Gamarue](#), which was encountered by 1.6 percent of reporting computers there. [Win32/Gamarue](#) is a worm that is commonly distributed via exploit kits and social engineering. Variants have been observed stealing information from the local computer and communicating with command-and-control (C&C) servers managed by attackers.
- The fourth most common malware family encountered in the United Arab Emirates in 4Q14 was [Win32/Startpage](#), which was encountered by 1.1 percent of reporting computers there. [Win32/Startpage](#) is a detection for various threats that change the configured start page of the affected user's web browser and may also perform other malicious actions.

## Top unwanted software families by encounter rate

The most common unwanted software families encountered in the United Arab Emirates in 4Q14

	Family	Most significant category	% of reporting computers
1	<a href="#">Win32/Couponruc</a>	Browser Modifiers	4.4%
2	<a href="#">Win32/Brya</a>	Adware	4.3%
3	<a href="#">Win32/BetterSurf</a>	Adware	1.3%
4	<a href="#">Win32/Costmin</a>	Adware	1.3%
5	<a href="#">Win32/Defaulttab</a>	Browser Modifiers	1.2%

- The most common unwanted software family encountered in the United Arab Emirates in 4Q14 was [Win32/Couponruc](#), which was encountered by 4.4 percent of reporting computers there. [Win32/Couponruc](#) is a browser modifier that changes browser settings and may also modify some computer and Internet settings.
- The second most common unwanted software family encountered in the United Arab Emirates in 4Q14 was [Win32/Brya](#), which was encountered by 4.3 percent of reporting computers there. [Win32/Brya](#) is a program that shows ads that the user cannot control as they browse the web. It does not have a working uninstaller.
- The third most common unwanted software family encountered in the United Arab Emirates in 4Q14 was [Win32/BetterSurf](#), which was encountered by 1.3 percent of reporting computers there. [Win32/BetterSurf](#) is adware that displays unwanted ads on search engine results pages and other websites. It may be included with software bundles that offer free applications or games.



## Top threat families by infection rate

The most common malware families by infection rate in the United Arab Emirates in 4Q14

	Family	Most significant category	Infection rate (CCM)
1	<a href="#">VBS/Jenxcus</a>	Worms	4.6
2	<a href="#">Win32/Sality</a>	Viruses	2.2
3	<a href="#">Win32/Gamarue</a>	Worms	2.1
4	<a href="#">Win32/Ramnit</a>	Trojans	1.2
5	<a href="#">Win32/Nugel</a>	Worms	1.0
6	<a href="#">MSIL/Bladabindi</a>	Backdoors	0.8
7	<a href="#">Win32/Wysotot</a>	Trojans	0.6
8	<a href="#">Win32/Sefnit</a>	Trojans	0.4
9	<a href="#">Win32/Vobfus</a>	Worms	0.4
10	<a href="#">JS/Kilim</a>	Trojans	0.4

- The most common threat family infecting computers in the United Arab Emirates in 4Q14 was [VBS/Jenxcus](#), which was detected and removed from 4.6 of every 1,000 unique computers scanned by the MSRT. [VBS/Jenxcus](#) is a worm that gives an attacker control of the computer. It is spread by infected removable drives, like USB flash drives. It can also be downloaded within a torrent file.
- The second most common threat family infecting computers in the United Arab Emirates in 4Q14 was [Win32/Sality](#), which was detected and removed from 2.2 of every 1,000 unique computers scanned by the MSRT. [Win32/Sality](#) is a family of polymorphic file infectors that target executable files with the extensions .scr or .exe. They may execute a damaging payload that deletes files with certain extensions and terminates security-related processes and services.
- The third most common threat family infecting computers in the United Arab Emirates in 4Q14 was [Win32/Gamarue](#), which was detected and removed from 2.1 of every 1,000 unique computers scanned by the MSRT. [Win32/Gamarue](#) is a worm that is commonly distributed via exploit kits and social engineering. Variants have been observed stealing information from the local computer and communicating with command-and-control (C&C) servers managed by attackers.
- The fourth most common threat family infecting computers in the United Arab Emirates in 4Q14 was [Win32/Ramnit](#), which was detected and removed from 1.2 of every 1,000 unique computers scanned by the MSRT. [Win32/Ramnit](#) is a family of multi-component malware that infects executable files, Microsoft Office files, and HTML files. Win32/Ramnit spreads to removable drives and

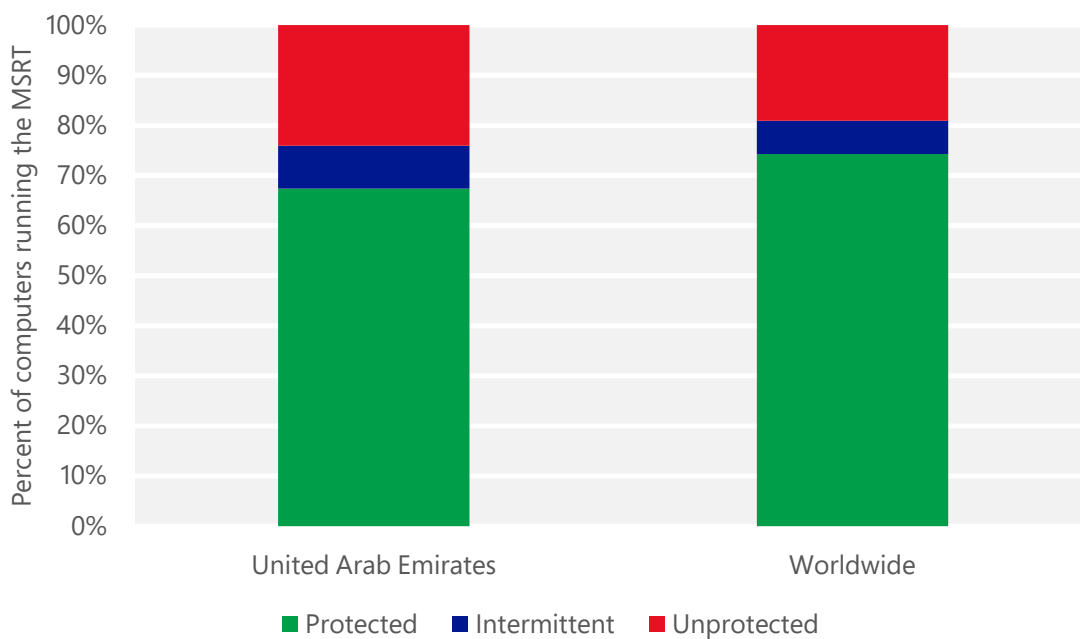
steals sensitive information such as saved FTP credentials and browser cookies. It may also open a backdoor to await instructions from a remote attacker.

## Security software use

Recent releases of the MSRT collect and report details about the state of real-time antimalware software on a computer, if the computer's administrator has chosen to opt in to provide data to Microsoft. This telemetry data makes it possible to analyze security software usage patterns around the world and correlate them with infection rates.

A typical computer runs the MSRT three times each quarter, once for each monthly version of the tool that Microsoft releases. In the figure below, "Protected" represents computers that had real-time security software active and up-to-date every time the MSRT ran during a quarter; "Intermittently protected" represents computers that had security software active during one or more MSRT executions, but not all of them; and "Unprotected" represents computers that did not have security software active during any MSRT executions that quarter.

Percent of computers in the United Arab Emirates and worldwide protected by real-time security software in 4Q14



## Drive-by download sites

A *drive-by download* site is a website that hosts one or more exploits that target vulnerabilities in web browsers and browser add-ons. Users with vulnerable computers can be infected with malware simply by visiting such a website, even without attempting to download anything. Drive-by download pages are usually hosted on legitimate Web sites to which an attacker has posted exploit code. Attackers gain access to legitimate sites through intrusion or by posting malicious code to a poorly secured web form, like a comment field on a blog. Compromised sites can be hosted anywhere in the world and concern nearly any subject imaginable, making it difficult for even an experienced user to identify a compromised site from a list of search results.

Search engines such as Bing have taken a number of measures to help protect users from drive-by downloads. As Bing indexes the web, pages are assessed for malicious elements or malicious behavior. Clicking the link in the list of search results displays a prominent warning, saying that the page may contain malicious software.

At the end of 3Q14, Bing detected 0.03 drive-by download URLs for every 1,000 URLs hosted in the United Arab Emirates, compared to 0.41 worldwide. At the end of 4Q14, Bing detected 0.01 drive-by download URLs for every 1,000 URLs hosted in the United Arab Emirates, compared to 0.45 worldwide.

Drive-by download pages per 1,000 URLs hosted in the United Arab Emirates and worldwide

Metric	October 1, 2014	January 1, 2015
Drive-by download pages per 1,000 URLs, United Arab Emirates	0.03	0.01
<i>Drive-by download pages per 1,000 URLs worldwide</i>	<i>0.41</i>	<i>0.45</i>

# United Kingdom

The statistics presented here are generated by Microsoft security programs and services running on computers in the United Kingdom in 4Q14 and previous quarters. This data is provided from administrators or users who choose to opt in to provide data to Microsoft, using IP address geolocation to determine country or region.

On computers running real-time security software, most attempts by malware to infect computers are blocked before they succeed. Therefore, for a comprehensive understanding of the malware landscape, it's important to consider infection attempts that are blocked as well as infections that are removed. For this reason, Microsoft uses two different metrics to measure malware prevalence:

- *Encounter rate* is simply the percentage of computers running Microsoft real-time security products that report a malware encounter, whether the infection attempt succeeds or not.
- *Computers cleaned per mille*, or *CCM*, is an infection rate metric that is defined as the number of computers cleaned for every 1,000 unique computers executing the Malicious Software Removal Tool (MSRT), a free tool distributed through Microsoft update services that removes more than 200 highly prevalent or serious threats from computers.

Infection rate statistics for the United Kingdom

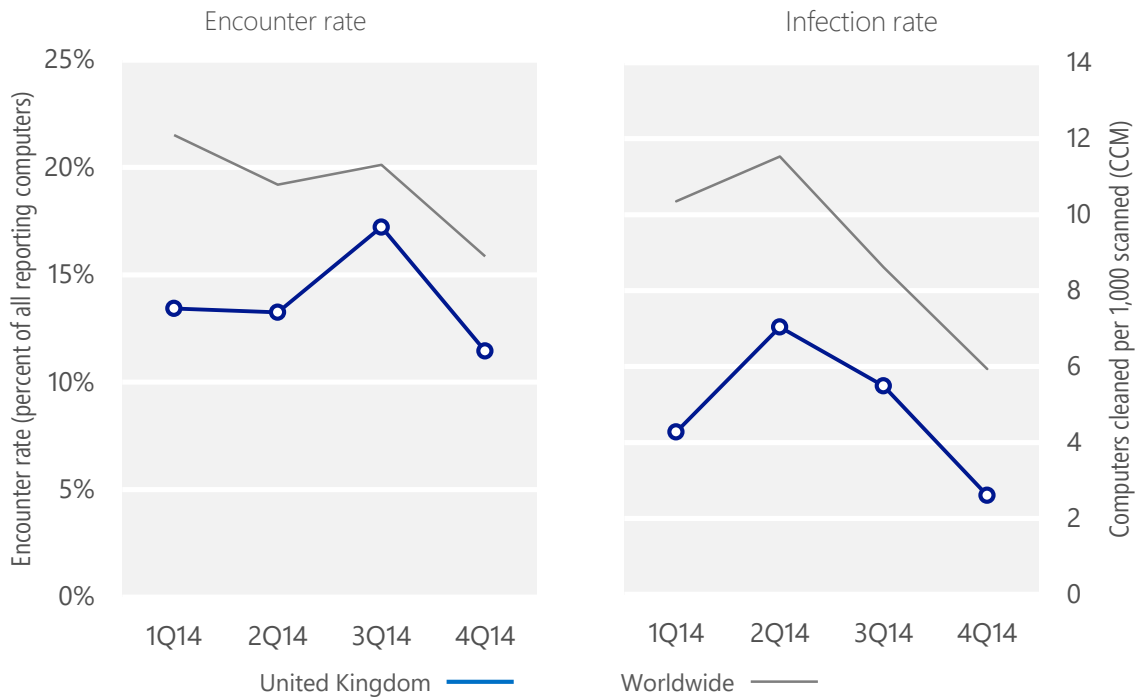
Metric	1Q14	2Q14	3Q14	4Q14
Encounter rate, United Kingdom	13.4%	13.3%	17.2%	11.5%
Worldwide encounter rate	21.5%	19.2%	20.1%	15.9%
CCM, United Kingdom	4.3	7.0	5.5	2.6
Worldwide CCM	10.3	11.5	8.6	5.9

Encounter and infection rates reported here do not include totals for the Brantall, Filcoute, and Rotbrow malware families. See pages 57–64 of [Microsoft Security Intelligence Report, Volume 17](#) for an explanation of this decision.

## Encounter and infection rate trends

In 4Q14, 11.5% percent of computers in the United Kingdom encountered malware, compared to the 4Q14 worldwide encounter rate of 15.9 percent. In addition, the MSRT detected and removed malware from 2.6 of every 1,000 unique computers scanned in the United Kingdom in 4Q14 (a CCM score of 2.6, compared to the 4Q14 worldwide CCM of 5.9). The following figure shows the encounter and infection rate trends for the United Kingdom over the last four quarters, compared to the world as a whole.

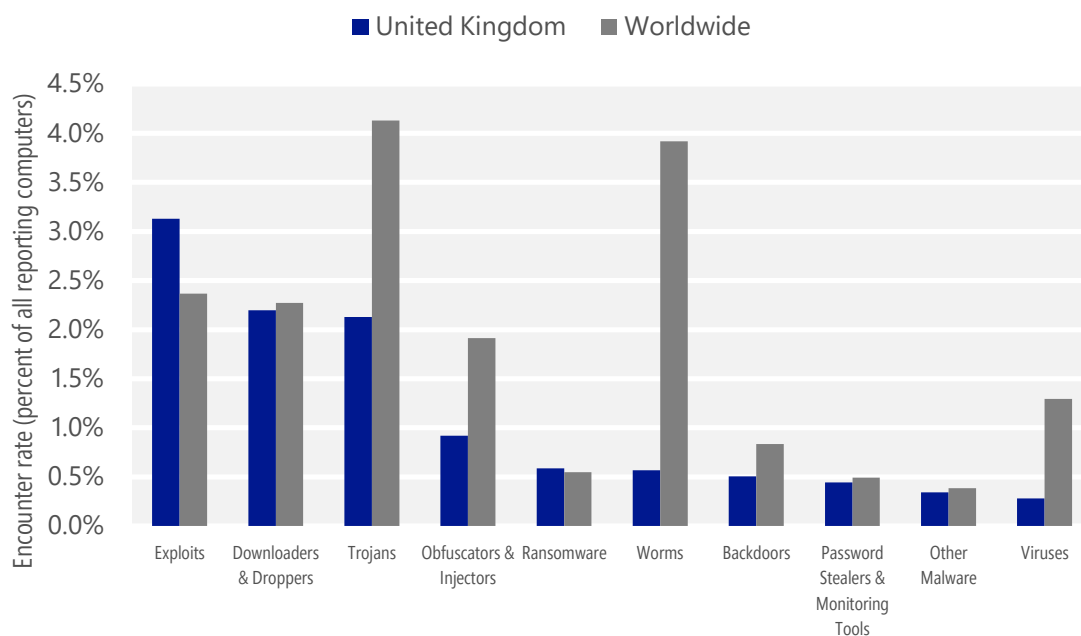
Malware encounter and infection rate trends in the United Kingdom and worldwide



See the Worldwide Threat Assessment section of [Microsoft Security Intelligence Report, Volume 18](http://www.microsoft.com/sir) at [www.microsoft.com/sir](http://www.microsoft.com/sir) for more information about threats in the United Kingdom and around the world, and for explanations of the methods and terms used here.

## Malware categories

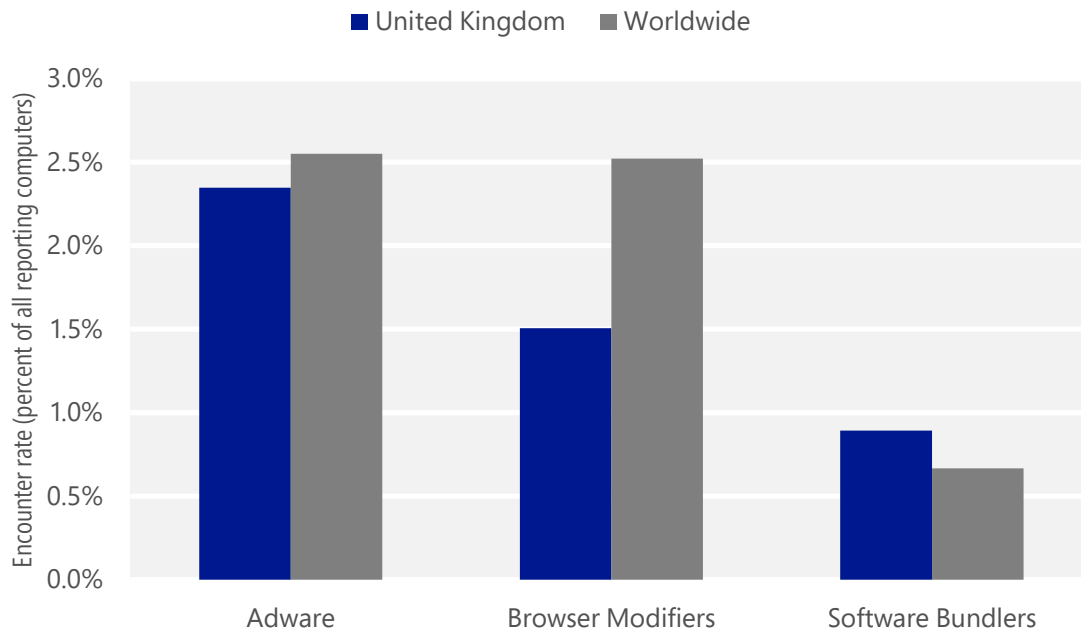
Malware encountered in the United Kingdom in 4Q14, by category



- The most common malware category in the United Kingdom in 4Q14 was Exploits. It was encountered by 3.1 percent of all computers there, down from 6.7 percent in 3Q14.
- The second most common malware category in the United Kingdom in 4Q14 was Downloaders & Droppers. It was encountered by 2.2 percent of all computers there, down from 3.5 percent in 3Q14.
- The third most common malware category in the United Kingdom in 4Q14 was Trojans, which was encountered by 2.1 percent of all computers there, down from 3.0 percent in 3Q14.

## Unwanted software categories

Unwanted software encountered in the United Kingdom in 4Q14, by category



- The most common unwanted software category in the United Kingdom in 4Q14 was Adware. It was encountered by 2.3 percent of all computers there, down from 5.1 percent in 3Q14.
- The second most common unwanted software category in the United Kingdom in 4Q14 was Browser Modifiers. It was encountered by 1.5 percent of all computers there, down from 4.0 percent in 3Q14.
- The third most common unwanted software category in the United Kingdom in 4Q14 was Software Bundlers, which was encountered by 0.9 percent of all computers there, up from 0.1 percent in 3Q14.



## Top malware families by encounter rate

The most common malware families encountered in the United Kingdom in 4Q14

	Family	Most significant category	% of reporting computers
1	<a href="#">JS/Axpergle</a>	Exploits	1.7%
2	<a href="#">Win32/Tugspay</a>	Downloaders & Droppers	0.9%
3	<a href="#">JS/Fiexp</a>	Exploits	0.8%
4	<a href="#">Win32/Obfuscator</a>	Obfuscators & Injectors	0.8%
5	<a href="#">Win32/Clikug</a>	Trojans	0.6%
6	<a href="#">Win32/Anogre</a>	Exploits	0.6%
7	<a href="#">JS/Krypterade</a>	Ransomware	0.3%
8	<a href="#">Win32/Upatre</a>	Downloaders & Droppers	0.2%
9	<a href="#">Win32/Zbot</a>	Password Stealers & Monitoring Tools	0.2%
10	<a href="#">W97M/Adnel</a>	Downloaders & Droppers	0.2%

- The most common malware family encountered in the United Kingdom in 4Q14 was [JS/Axpergle](#), which was encountered by 1.7 percent of reporting computers there. [JS/Axpergle](#) is a detection for the Angler exploit kit, which exploits vulnerabilities in recent versions of Internet Explorer, Silverlight, Adobe Flash Player, and Java to install malware.
- The second most common malware family encountered in the United Kingdom in 4Q14 was [Win32/Tugspay](#), which was encountered by 0.9 percent of reporting computers there. [Win32/Tugspay](#) is a downloader that spreads by posing as an installer for legitimate software, such as a Java update, or through other malware. When installed, it downloads unwanted software to the computer.
- The third most common malware family encountered in the United Kingdom in 4Q14 was [JS/Fiexp](#), which was encountered by 0.8 percent of reporting computers there. [JS/Fiexp](#) is a detection for the Fiesta exploit kit, which attempts to exploit Java, Adobe Flash Player, Adobe Reader, Silverlight, and Internet Explorer to install malware.
- The fourth most common malware family encountered in the United Kingdom in 4Q14 was [Win32/Obfuscator](#), which was encountered by 0.8 percent of reporting computers there. [Win32/Obfuscator](#) is a generic detection for programs that have had their purpose disguised to hinder analysis or detection by antivirus scanners. Such programs commonly employ a combination of methods, including encryption, compression, anti-debugging and anti-emulation techniques.

## Top unwanted software families by encounter rate

The most common unwanted software families encountered in the United Kingdom in 4Q14

	Family	Most significant category	% of reporting computers
1	<a href="#">Win32/Couponruc</a>	Browser Modifiers	1.2%
2	<a href="#">Win32/Costmin</a>	Adware	0.7%
3	<a href="#">Win32/Couponarific</a>	Adware	0.4%
4	<a href="#">Win32/BetterSurf</a>	Adware	0.4%
5	<a href="#">Win32/Gofileexpress</a>	Software Bundlers	0.3%

- The most common unwanted software family encountered in the United Kingdom in 4Q14 was [Win32/Couponruc](#), which was encountered by 1.2 percent of reporting computers there. [Win32/Couponruc](#) is a browser modifier that changes browser settings and may also modify some computer and Internet settings.
- The second most common unwanted software family encountered in the United Kingdom in 4Q14 was [Win32/Costmin](#), which was encountered by 0.7 percent of reporting computers there. [Win32/Costmin](#) is an adware family that installs itself as a browser extension for Internet Explorer, Mozilla Firefox, and Google Chrome, and displays advertisements as the user browses the Internet.
- The third most common unwanted software family encountered in the United Kingdom in 4Q14 was [Win32/Couponarific](#), which was encountered by 0.4 percent of reporting computers there. [Win32/Couponarific](#) is a program that shows ads that the user cannot control as they browse the web. It does not have a working uninstaller.

## Top threat families by infection rate

The most common malware families by infection rate in the United Kingdom in 4Q14

	Family	Most significant category	Infection rate (CCM)
1	<a href="#">Win32/Sefnit</a>	Trojans	0.3
2	<a href="#">Win32/Zbot</a>	Password Stealers & Monitoring Tools	0.2
3	<a href="#">Win32/Wysotot</a>	Trojans	0.2
4	<a href="#">JS/Medfos</a>	Trojans	0.2
5	<a href="#">Win32/Ramnit</a>	Trojans	0.2
6	<a href="#">Win32/Caphaw</a>	Backdoors	0.2
7	<a href="#">JS/Miuref</a>	Trojans	0.2
8	<a href="#">Win32/Alureon</a>	Trojans	0.2
9	<a href="#">Win32/Sirefef</a>	Trojans	0.1
10	<a href="#">VBS/Jenxcus</a>	Worms	0.1

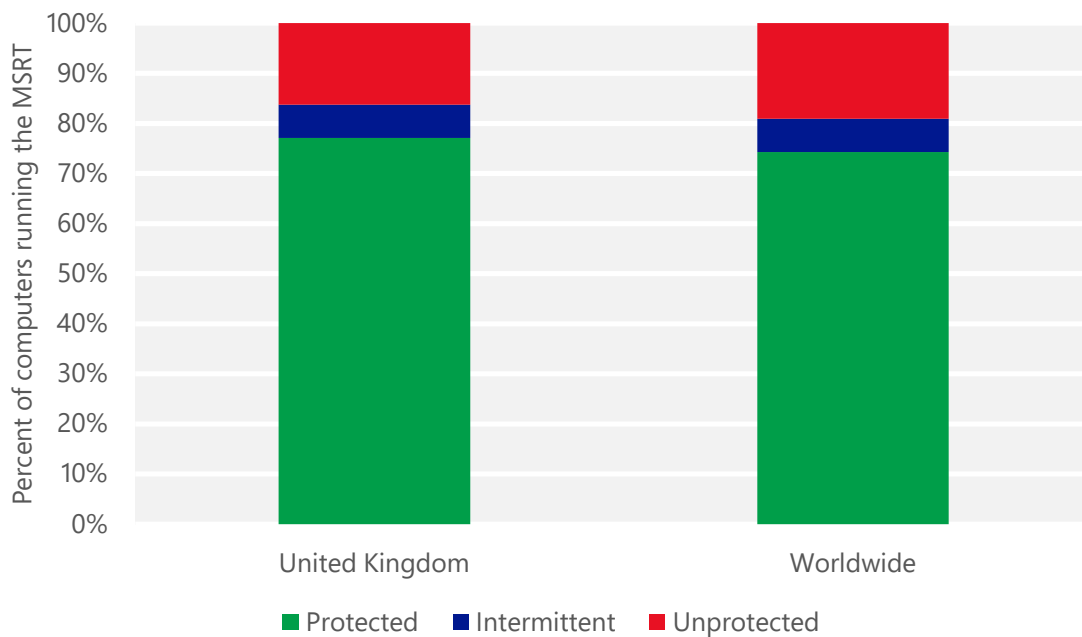
- The most common threat family infecting computers in the United Kingdom in 4Q14 was [Win32/Sefnit](#), which was detected and removed from 0.3 of every 1,000 unique computers scanned by the MSRT. [Win32/Sefnit](#) is a family of trojans that can allow backdoor access, download files, and use the computer and Internet connection for click fraud. Some variants can monitor web browsers and hijack search results.
- The second most common threat family infecting computers in the United Kingdom in 4Q14 was [Win32/Zbot](#), which was detected and removed from 0.2 of every 1,000 unique computers scanned by the MSRT. [Win32/Zbot](#) is a family of password stealing trojans that also contains backdoor functionality allowing unauthorized access and control of an affected computer.
- The third most common threat family infecting computers in the United Kingdom in 4Q14 was [Win32/Wysotot](#), which was detected and removed from 0.2 of every 1,000 unique computers scanned by the MSRT. [Win32/Wysotot](#) is a threat that can change the start page of the user's web browser, and may download and install other files to the computer. It is installed by software bundlers that advertise free software or games.
- The fourth most common threat family infecting computers in the United Kingdom in 4Q14 was [JS/Medfos](#), which was detected and removed from 0.2 of every 1,000 unique computers scanned by the MSRT. [JS/Medfos](#) is a trojan that installs malicious Internet browser extensions and redirects search results from popular search engines.

## Security software use

Recent releases of the MSRT collect and report details about the state of real-time antimalware software on a computer, if the computer's administrator has chosen to opt in to provide data to Microsoft. This telemetry data makes it possible to analyze security software usage patterns around the world and correlate them with infection rates.

A typical computer runs the MSRT three times each quarter, once for each monthly version of the tool that Microsoft releases. In the figure below, "Protected" represents computers that had real-time security software active and up-to-date every time the MSRT ran during a quarter; "Intermittently protected" represents computers that had security software active during one or more MSRT executions, but not all of them; and "Unprotected" represents computers that did not have security software active during any MSRT executions that quarter.

Percent of computers in the United Kingdom and worldwide protected by real-time security software in 4Q14



## Drive-by download sites

A *drive-by download* site is a website that hosts one or more exploits that target vulnerabilities in web browsers and browser add-ons. Users with vulnerable computers can be infected with malware simply by visiting such a website, even without attempting to download anything. Drive-by download pages are usually hosted on legitimate Web sites to which an attacker has posted exploit code. Attackers gain access to legitimate sites through intrusion or by posting malicious code to a poorly secured web form, like a comment field on a blog. Compromised sites can be hosted anywhere in the world and concern nearly any subject imaginable, making it difficult for even an experienced user to identify a compromised site from a list of search results.

Search engines such as Bing have taken a number of measures to help protect users from drive-by downloads. As Bing indexes the web, pages are assessed for malicious elements or malicious behavior. Clicking the link in the list of search results displays a prominent warning, saying that the page may contain malicious software.

At the end of 3Q14, Bing detected 0.21 drive-by download URLs for every 1,000 URLs hosted in the United Kingdom, compared to 0.41 worldwide. At the end of 4Q14, Bing detected 0.79 drive-by download URLs for every 1,000 URLs hosted in the United Kingdom, compared to 0.45 worldwide.

Drive-by download pages per 1,000 URLs hosted in the United Kingdom and worldwide

Metric	October 1, 2014	January 1, 2015
Drive-by download pages per 1,000 URLs, United Kingdom	0.21	0.79
<i>Drive-by download pages per 1,000 URLs worldwide</i>	<i>0.41</i>	<i>0.45</i>



# United States

The statistics presented here are generated by Microsoft security programs and services running on computers in the United States in 4Q14 and previous quarters. This data is provided from administrators or users who choose to opt in to provide data to Microsoft, using IP address geolocation to determine country or region.

On computers running real-time security software, most attempts by malware to infect computers are blocked before they succeed. Therefore, for a comprehensive understanding of the malware landscape, it's important to consider infection attempts that are blocked as well as infections that are removed. For this reason, Microsoft uses two different metrics to measure malware prevalence:

- *Encounter rate* is simply the percentage of computers running Microsoft real-time security products that report a malware encounter, whether the infection attempt succeeds or not.
- *Computers cleaned per mille*, or *CCM*, is an infection rate metric that is defined as the number of computers cleaned for every 1,000 unique computers executing the Malicious Software Removal Tool (MSRT), a free tool distributed through Microsoft update services that removes more than 200 highly prevalent or serious threats from computers.

Infection rate statistics for the United States

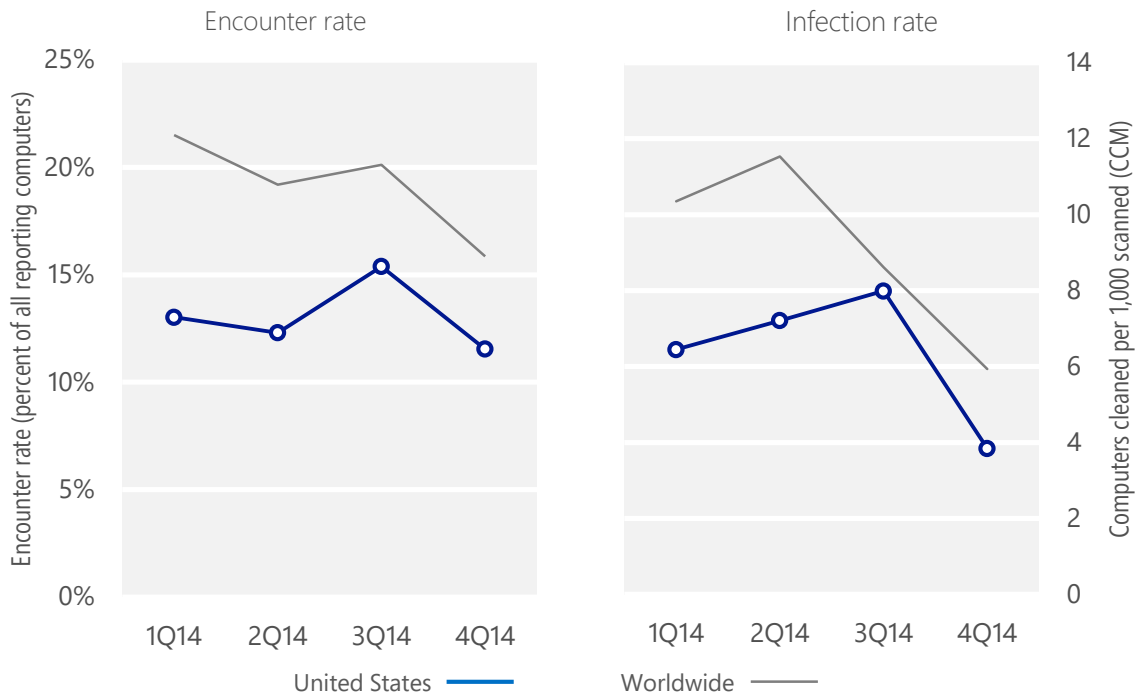
Metric	1Q14	2Q14	3Q14	4Q14
Encounter rate, United States	13.0%	12.3%	15.4%	11.5%
<i>Worldwide encounter rate</i>	<i>21.5%</i>	<i>19.2%</i>	<i>20.1%</i>	<i>15.9%</i>
CCM, United States	6.4	7.2	8.0	3.8
<i>Worldwide CCM</i>	<i>10.3</i>	<i>11.5</i>	<i>8.6</i>	<i>5.9</i>

Encounter and infection rates reported here do not include totals for the Brantall, Filcoute, and Rotbrow malware families. See pages 57–64 of [Microsoft Security Intelligence Report, Volume 17](#) for an explanation of this decision.

## Encounter and infection rate trends

In 4Q14, 11.5% percent of computers in the United States encountered malware, compared to the 4Q14 worldwide encounter rate of 15.9 percent. In addition, the MSRT detected and removed malware from 3.8 of every 1,000 unique computers scanned in the United States in 4Q14 (a CCM score of 3.8, compared to the 4Q14 worldwide CCM of 5.9). The following figure shows the encounter and infection rate trends for the United States over the last four quarters, compared to the world as a whole.

Malware encounter and infection rate trends in the United States and worldwide

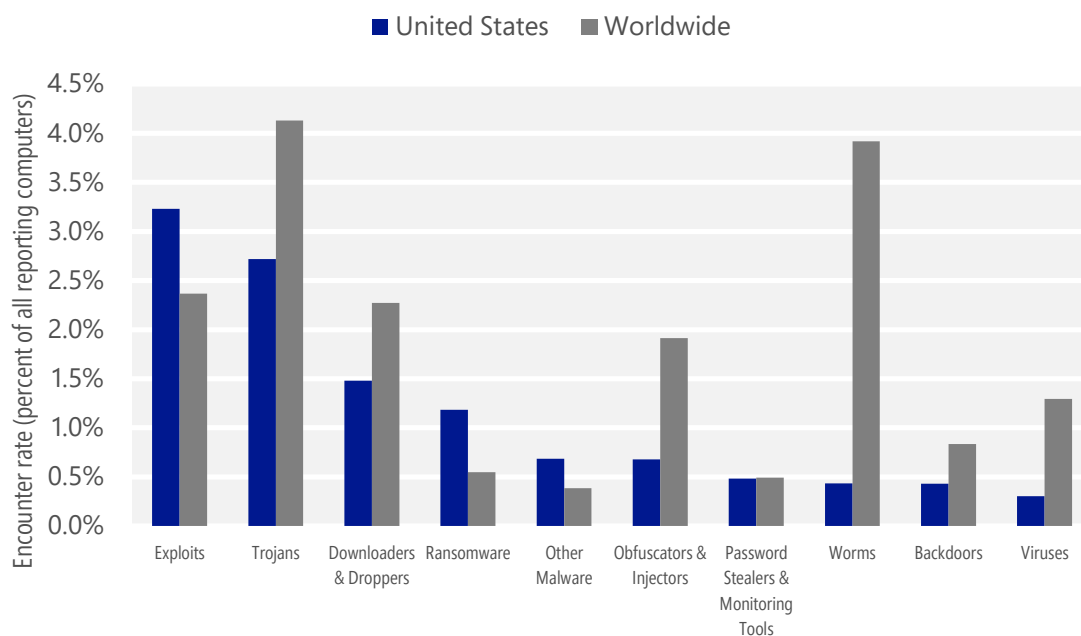


See the Worldwide Threat Assessment section of [Microsoft Security Intelligence Report, Volume 18](http://www.microsoft.com/sir) at [www.microsoft.com/sir](http://www.microsoft.com/sir) for more information about threats in the United States and around the world, and for explanations of the methods and terms used here.



## Malware categories

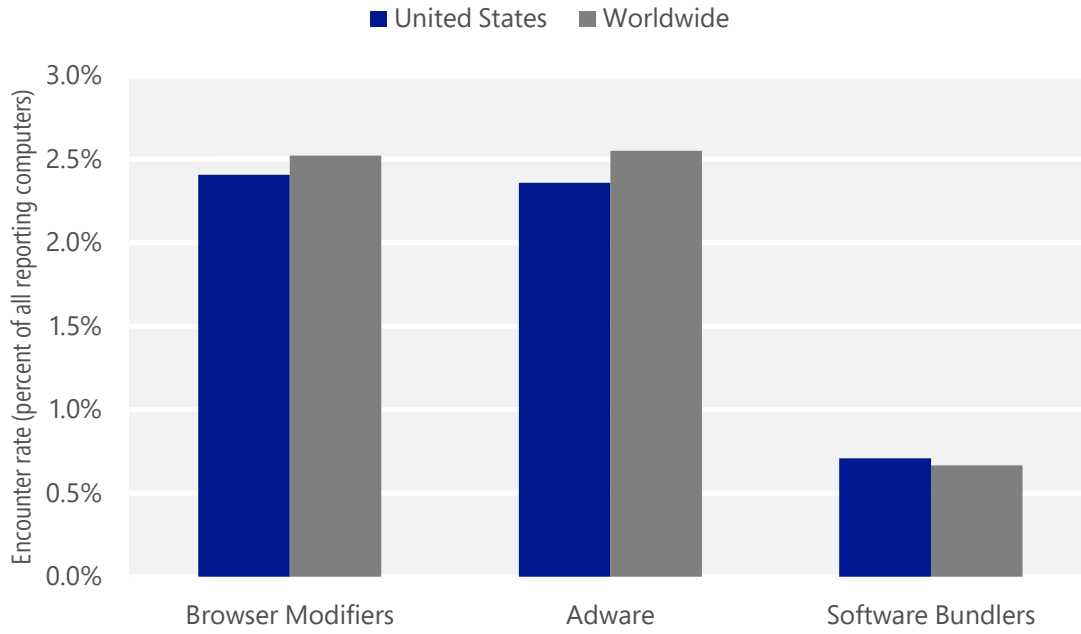
Malware encountered in the United States in 4Q14, by category



- The most common malware category in the United States in 4Q14 was Exploits. It was encountered by 3.2 percent of all computers there, down from 4.0 percent in 3Q14.
- The second most common malware category in the United States in 4Q14 was Trojans. It was encountered by 2.7 percent of all computers there, down from 3.7 percent in 3Q14.
- The third most common malware category in the United States in 4Q14 was Downloaders & Droppers, which was encountered by 1.5 percent of all computers there, down from 3.1 percent in 3Q14.

## Unwanted software categories

Unwanted software encountered in the United States in 4Q14, by category



- The most common unwanted software category in the United States in 4Q14 was Browser Modifiers. It was encountered by 2.4 percent of all computers there, down from 5.3 percent in 3Q14.
- The second most common unwanted software category in the United States in 4Q14 was Adware. It was encountered by 2.4 percent of all computers there, down from 2.9 percent in 3Q14.
- The third most common unwanted software category in the United States in 4Q14 was Software Bundlers, which was encountered by 0.7 percent of all computers there, up from 0.4 percent in 3Q14.

## Top malware families by encounter rate

The most common malware families encountered in the United States in 4Q14

	Family	Most significant category	% of reporting computers
1	<a href="#">JS/Axpergle</a>	Exploits	1.3%
2	<a href="#">Win32/Anogre</a>	Exploits	1.0%
3	<a href="#">JS/Krypterade</a>	Ransomware	0.8%
4	<a href="#">JS/Fiexp</a>	Exploits	0.6%
5	<a href="#">Win32/Clikug</a>	Trojans	0.6%
6	<a href="#">Win32/Obfuscator</a>	Obfuscators & Injectors	0.5%
7	<a href="#">Win32/Chroject</a>	Trojans	0.4%
8	<a href="#">Win32/Tugspay</a>	Downloaders & Droppers	0.3%
9	<a href="#">Win32/Zbot</a>	Password Stealers & Monitoring Tools	0.3%
10	<a href="#">Win32/Crowti</a>	Ransomware	0.3%

- The most common malware family encountered in the United States in 4Q14 was [JS/Axpergle](#), which was encountered by 1.3 percent of reporting computers there. [JS/Axpergle](#) is a detection for the Angler exploit kit, which exploits vulnerabilities in recent versions of Internet Explorer, Silverlight, Adobe Flash Player, and Java to install malware.
- The second most common malware family encountered in the United States in 4Q14 was [Win32/Anogre](#), which was encountered by 1.0 percent of reporting computers there. [Win32/Anogre](#) is a threat that exploits a vulnerability addressed by Microsoft Security Bulletin MS11-087. This vulnerability can allow a hacker to install programs, view, change, or delete data or create new accounts with full administrative privileges.
- The third most common malware family encountered in the United States in 4Q14 was [JS/Krypterade](#), which was encountered by 0.8 percent of reporting computers there. [JS/Krypterade](#) is ransomware that fraudulently claims the computer has been used for unlawful activity, locks it, and demands that the user pay to unlock it.
- The fourth most common malware family encountered in the United States in 4Q14 was [JS/Fiexp](#), which was encountered by 0.6 percent of reporting computers there. [JS/Fiexp](#) is a detection for the Fiesta exploit kit, which attempts to exploit Java, Adobe Flash Player, Adobe Reader, Silverlight, and Internet Explorer to install malware.

## Top unwanted software families by encounter rate

The most common unwanted software families encountered in the United States in 4Q14

	Family	Most significant category	% of reporting computers
1	<a href="#">Win32/Defaulttab</a>	Browser Modifiers	1.2%
2	<a href="#">Win32/Couponruc</a>	Browser Modifiers	1.1%
3	<a href="#">Win32/Invisiblebrowser</a>	Adware	0.5%
4	<a href="#">Win32/Costmin</a>	Adware	0.5%
5	<a href="#">Win32/Pennybee</a>	Adware	0.4%

- The most common unwanted software family encountered in the United States in 4Q14 was [Win32/Defaulttab](#), which was encountered by 1.2 percent of reporting computers there. [Win32/Defaulttab](#) is a browser modifier that redirects web browser searches and prevents the user from changing browser settings.
- The second most common unwanted software family encountered in the United States in 4Q14 was [Win32/Couponruc](#), which was encountered by 1.1 percent of reporting computers there. [Win32/Couponruc](#) is a browser modifier that changes browser settings and may also modify some computer and Internet settings.
- The third most common unwanted software family encountered in the United States in 4Q14 was [Win32/Invisiblebrowser](#), which was encountered by 0.5 percent of reporting computers there. [Win32/Invisiblebrowser](#) is a program that shows ads as the user browses the web. It can be bundled with some third-party software installation programs.

## Top threat families by infection rate

The most common malware families by infection rate in the United States in 4Q14

	Family	Most significant category	Infection rate (CCM)
1	<a href="#">Win32/Alureon</a>	Trojans	1.2
2	<a href="#">Win32/Tracur</a>	Trojans	0.5
3	<a href="#">Win32/Zbot</a>	Password Stealers & Monitoring Tools	0.4
4	<a href="#">JS/Medfos</a>	Trojans	0.3
5	<a href="#">JS/Miuref</a>	Trojans	0.2
6	<a href="#">Win32/Sirefef</a>	Trojans	0.2
7	<a href="#">Win32/Wysotot</a>	Trojans	0.2
8	<a href="#">Win32/Kuluoz</a>	Downloaders & Droppers	0.1
9	<a href="#">Win32/Sefnit</a>	Trojans	0.1
10	<a href="#">Win32/FakeRean</a>	Other Malware	0.1

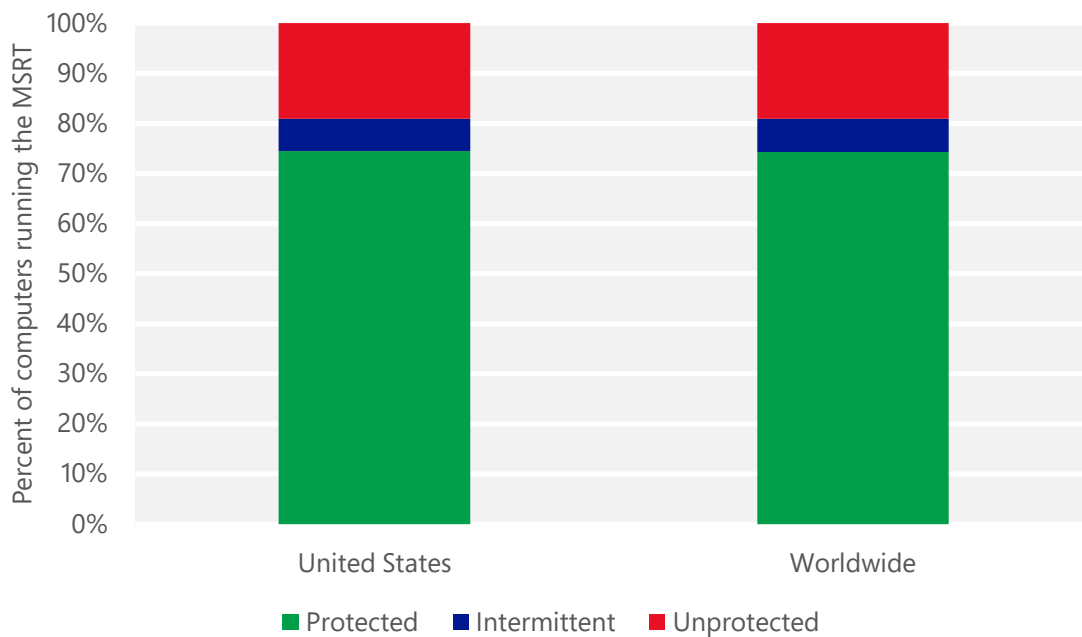
- The most common threat family infecting computers in the United States in 4Q14 was [Win32/Alureon](#), which was detected and removed from 1.2 of every 1,000 unique computers scanned by the MSRT. [Win32/Alureon](#) is a data-stealing trojan that gathers confidential information such as user names, passwords, and credit card data from incoming and outgoing Internet traffic. It may also download malicious data and modify DNS settings.
- The second most common threat family infecting computers in the United States in 4Q14 was [Win32/Tracur](#), which was detected and removed from 0.5 of every 1,000 unique computers scanned by the MSRT. [Win32/Tracur](#) is a trojan that downloads and executes arbitrary files, redirects web search queries to a malicious URL, and may also install other malware.
- The third most common threat family infecting computers in the United States in 4Q14 was [Win32/Zbot](#), which was detected and removed from 0.4 of every 1,000 unique computers scanned by the MSRT. [Win32/Zbot](#) is a family of password stealing trojans that also contains backdoor functionality allowing unauthorized access and control of an affected computer.
- The fourth most common threat family infecting computers in the United States in 4Q14 was [JS/Medfos](#), which was detected and removed from 0.3 of every 1,000 unique computers scanned by the MSRT. [JS/Medfos](#) is a trojan that installs malicious Internet browser extensions and redirects search results from popular search engines.

## Security software use

Recent releases of the MSRT collect and report details about the state of real-time antimalware software on a computer, if the computer's administrator has chosen to opt in to provide data to Microsoft. This telemetry data makes it possible to analyze security software usage patterns around the world and correlate them with infection rates.

A typical computer runs the MSRT three times each quarter, once for each monthly version of the tool that Microsoft releases. In the figure below, "Protected" represents computers that had real-time security software active and up-to-date every time the MSRT ran during a quarter; "Intermittently protected" represents computers that had security software active during one or more MSRT executions, but not all of them; and "Unprotected" represents computers that did not have security software active during any MSRT executions that quarter.

Percent of computers in the United States and worldwide protected by real-time security software in 4Q14



## Drive-by download sites

A *drive-by download* site is a website that hosts one or more exploits that target vulnerabilities in web browsers and browser add-ons. Users with vulnerable computers can be infected with malware simply by visiting such a website, even without attempting to download anything. Drive-by download pages are usually hosted on legitimate Web sites to which an attacker has posted exploit code. Attackers gain access to legitimate sites through intrusion or by posting malicious code to a poorly secured web form, like a comment field on a blog. Compromised sites can be hosted anywhere in the world and concern nearly any subject imaginable, making it difficult for even an experienced user to identify a compromised site from a list of search results.

Search engines such as Bing have taken a number of measures to help protect users from drive-by downloads. As Bing indexes the web, pages are assessed for malicious elements or malicious behavior. Clicking the link in the list of search results displays a prominent warning, saying that the page may contain malicious software.

At the end of 3Q14, Bing detected 0.25 drive-by download URLs for every 1,000 URLs hosted in the United States, compared to 0.41 worldwide. At the end of 4Q14, Bing detected 0.33 drive-by download URLs for every 1,000 URLs hosted in the United States, compared to 0.45 worldwide.

Drive-by download pages per 1,000 URLs hosted in the United States and worldwide

Metric	October 1, 2014	January 1, 2015
Drive-by download pages per 1,000 URLs, United States	0.25	0.33
<i>Drive-by download pages per 1,000 URLs worldwide</i>	<i>0.41</i>	<i>0.45</i>





# Uruguay

The statistics presented here are generated by Microsoft security programs and services running on computers in Uruguay in 4Q14 and previous quarters. This data is provided from administrators or users who choose to opt in to provide data to Microsoft, using IP address geolocation to determine country or region.

On computers running real-time security software, most attempts by malware to infect computers are blocked before they succeed. Therefore, for a comprehensive understanding of the malware landscape, it's important to consider infection attempts that are blocked as well as infections that are removed. For this reason, Microsoft uses two different metrics to measure malware prevalence:

- *Encounter rate* is simply the percentage of computers running Microsoft real-time security products that report a malware encounter, whether the infection attempt succeeds or not.
- *Computers cleaned per mille*, or *CCM*, is an infection rate metric that is defined as the number of computers cleaned for every 1,000 unique computers executing the Malicious Software Removal Tool (MSRT), a free tool distributed through Microsoft update services that removes more than 200 highly prevalent or serious threats from computers.

Infection rate statistics for Uruguay

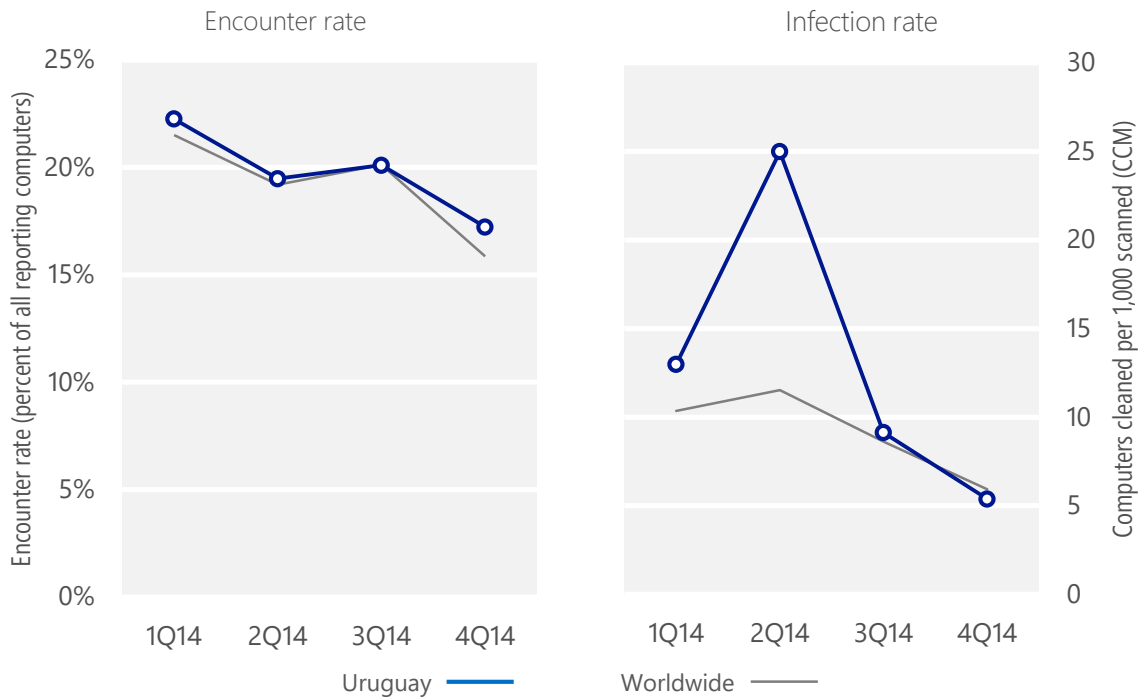
Metric	1Q14	2Q14	3Q14	4Q14
Encounter rate, Uruguay	22.3%	19.5%	20.1%	17.2%
Worldwide encounter rate	21.5%	19.2%	20.1%	15.9%
CCM, Uruguay	13.0	25.0	9.1	5.4
Worldwide CCM	10.3	11.5	8.6	5.9

Encounter and infection rates reported here do not include totals for the Brantall, Filcoute, and Rotbrow malware families. See pages 57–64 of [Microsoft Security Intelligence Report, Volume 17](#) for an explanation of this decision.

## Encounter and infection rate trends

In 4Q14, 17.2% percent of computers in Uruguay encountered malware, compared to the 4Q14 worldwide encounter rate of 15.9 percent. In addition, the MSRT detected and removed malware from 5.4 of every 1,000 unique computers scanned in Uruguay in 4Q14 (a CCM score of 5.4, compared to the 4Q14 worldwide CCM of 5.9). The following figure shows the encounter and infection rate trends for Uruguay over the last four quarters, compared to the world as a whole.

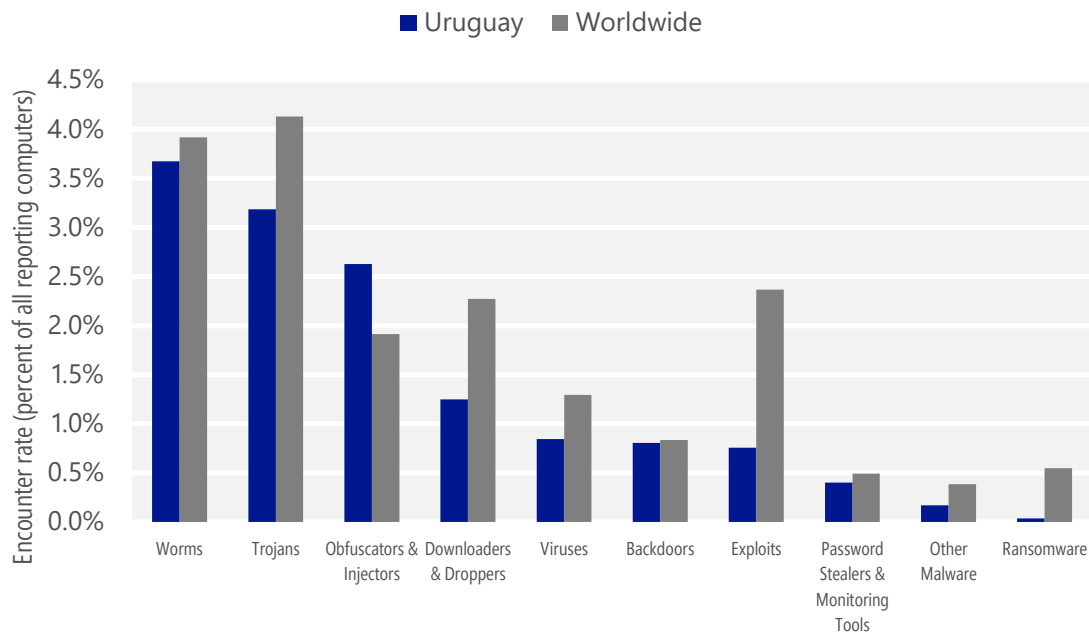
Malware encounter and infection rate trends in Uruguay and worldwide



See the Worldwide Threat Assessment section of [Microsoft Security Intelligence Report, Volume 18](http://www.microsoft.com/sir) at [www.microsoft.com/sir](http://www.microsoft.com/sir) for more information about threats in Uruguay and around the world, and for explanations of the methods and terms used here.

## Malware categories

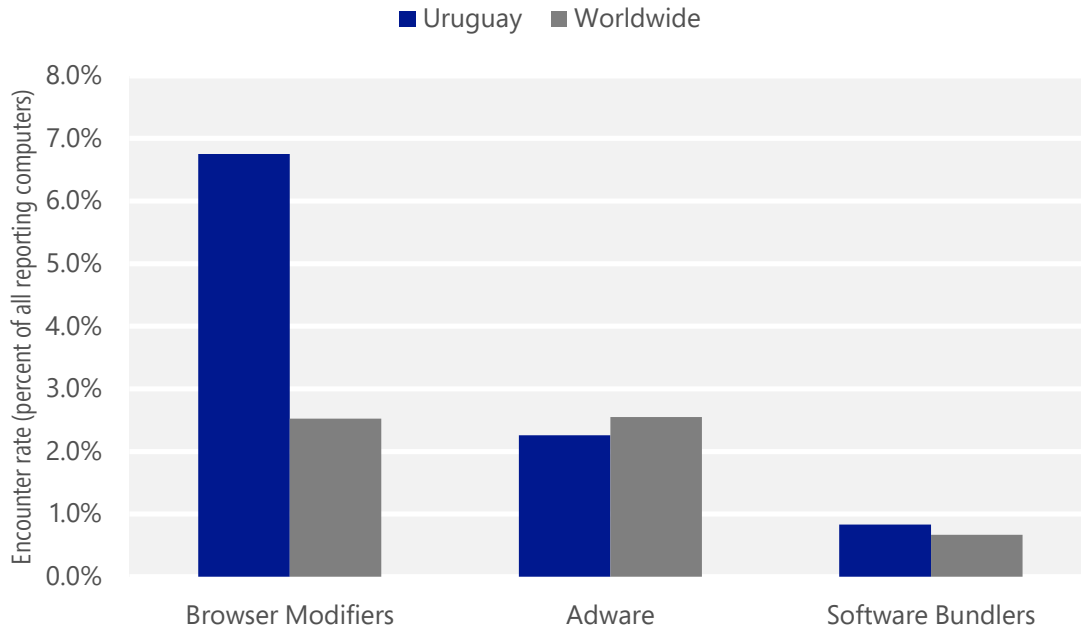
Malware encountered in Uruguay in 4Q14, by category



- The most common malware category in Uruguay in 4Q14 was Worms. It was encountered by 3.7 percent of all computers there, down from 5.6 percent in 3Q14.
- The second most common malware category in Uruguay in 4Q14 was Trojans. It was encountered by 3.2 percent of all computers there, down from 4.2 percent in 3Q14.
- The third most common malware category in Uruguay in 4Q14 was Obfuscators & Injectors, which was encountered by 2.6 percent of all computers there, down from 3.6 percent in 3Q14.

## Unwanted software categories

Unwanted software encountered in Uruguay in 4Q14, by category



- The most common unwanted software category in Uruguay in 4Q14 was Browser Modifiers. It was encountered by 6.8 percent of all computers there, up from 5.9 percent in 3Q14.
- The second most common unwanted software category in Uruguay in 4Q14 was Adware. It was encountered by 2.3 percent of all computers there, up from 1.9 percent in 3Q14.
- The third most common unwanted software category in Uruguay in 4Q14 was Software Bundlers, which was encountered by 0.8 percent of all computers there, up from 0.1 percent in 3Q14.

## Top malware families by encounter rate

The most common malware families encountered in Uruguay in 4Q14

	Family	Most significant category	% of reporting computers
1	<a href="#">Win32/Obfuscator</a>	Obfuscators & Injectors	1.6%
2	<a href="#">INF/Autorun</a>	Obfuscators & Injectors	0.9%
3	<a href="#">JS/Bondat</a>	Worms	0.8%

- The most common malware family encountered in Uruguay in 4Q14 was [Win32/Obfuscator](#), which was encountered by 1.6 percent of reporting computers there. [Win32/Obfuscator](#) is a generic detection for programs that have had their purpose disguised to hinder analysis or detection by antivirus scanners. Such programs commonly employ a combination of methods, including encryption, compression, anti-debugging and anti-emulation techniques.
- The second most common malware family encountered in Uruguay in 4Q14 was [INF/Autorun](#), which was encountered by 0.9 percent of reporting computers there. [INF/Autorun](#) is a family of worms that spreads by copying itself to the mapped drives of an infected computer. The mapped drives may include network or removable drives.
- The third most common malware family encountered in Uruguay in 4Q14 was [JS/Bondat](#), which was encountered by 0.8 percent of reporting computers there. [JS/Bondat](#) is a family of threats that collects information about the computer, infects removable drives, and tries to stop the user from accessing files. It spreads by infecting removable drives, such as USB thumb drives and flash drives.
- The fourth most common malware family encountered in Uruguay in 4Q14 was [N/A](#), which was encountered by percent of reporting computers there.

## Top unwanted software families by encounter rate

The most common unwanted software families encountered in Uruguay in 4Q14

	Family	Most significant category	% of reporting computers
1	<a href="#">Win32/Couponruc</a>	Browser Modifiers	5.1%
2	<a href="#">Win32/Defaulttab</a>	Browser Modifiers	1.8%
3	<a href="#">Win32/Costmin</a>	Adware	1.0%
4	<a href="#">Win32/BetterSurf</a>	Adware	0.8%

- The most common unwanted software family encountered in Uruguay in 4Q14 was [Win32/Couponruc](#), which was encountered by 5.1 percent of reporting computers there. [Win32/Couponruc](#) is a browser modifier that changes browser settings and may also modify some computer and Internet settings.
- The second most common unwanted software family encountered in Uruguay in 4Q14 was [Win32/Defaulttab](#), which was encountered by 1.8 percent of reporting computers there. [Win32/Defaulttab](#) is a browser modifier that redirects web browser searches and prevents the user from changing browser settings.
- The third most common unwanted software family encountered in Uruguay in 4Q14 was [Win32/Costmin](#), which was encountered by 1.0 percent of reporting computers there. [Win32/Costmin](#) is an adware family that installs itself as a browser extension for Internet Explorer, Mozilla Firefox, and Google Chrome, and displays advertisements as the user browses the Internet.

## Top threat families by infection rate

The most common malware families by infection rate in Uruguay in 4Q14

	Family	Most significant category	Infection rate (CCM)
1	<a href="#">Win32/Sality</a>	Viruses	0.7
2	<a href="#">VBS/Jenxcus</a>	Worms	0.6
3	<a href="#">MSIL/Spacekito</a>	Trojans	0.6
4	<a href="#">Win32/Sefnit</a>	Trojans	0.6
5	<a href="#">Win32/Ramnit</a>	Trojans	0.6
6	<a href="#">Win32/Gamarue</a>	Worms	0.2
7	<a href="#">Win32/Dorkbot</a>	Worms	0.2
8	<a href="#">Win32/Wysotot</a>	Trojans	0.2
9	<a href="#">Win32/Conficker</a>	Worms	0.2
10	<a href="#">Win32/Brontok</a>	Worms	0.2

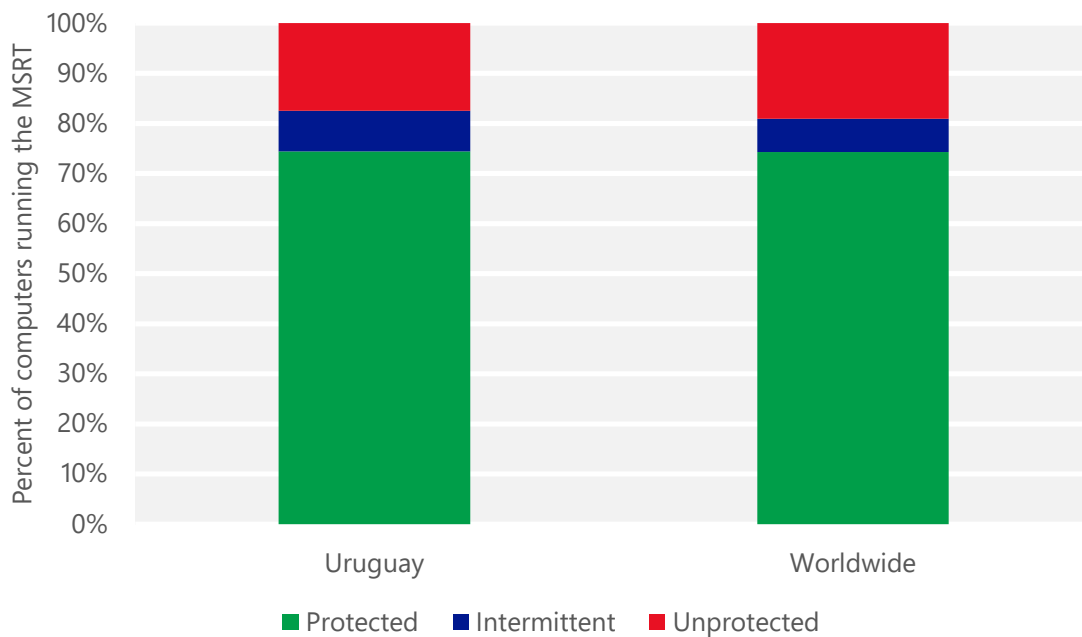
- The most common threat family infecting computers in Uruguay in 4Q14 was [Win32/Sality](#), which was detected and removed from 0.7 of every 1,000 unique computers scanned by the MSRT. [Win32/Sality](#) is a family of polymorphic file infectors that target executable files with the extensions .scr or .exe. They may execute a damaging payload that deletes files with certain extensions and terminates security-related processes and services.
- The second most common threat family infecting computers in Uruguay in 4Q14 was [VBS/Jenxcus](#), which was detected and removed from 0.6 of every 1,000 unique computers scanned by the MSRT. [VBS/Jenxcus](#) is a worm that gives an attacker control of the computer. It is spread by infected removable drives, like USB flash drives. It can also be downloaded within a torrent file.
- The third most common threat family infecting computers in Uruguay in 4Q14 was [MSIL/Spacekito](#), which was detected and removed from 0.6 of every 1,000 unique computers scanned by the MSRT. [MSIL/Spacekito](#) is a threat that steals information about the computer and installs browser add-ons that display ads.
- The fourth most common threat family infecting computers in Uruguay in 4Q14 was [Win32/Sefnit](#), which was detected and removed from 0.6 of every 1,000 unique computers scanned by the MSRT. [Win32/Sefnit](#) is a family of trojans that can allow backdoor access, download files, and use the computer and Internet connection for click fraud. Some variants can monitor web browsers and hijack search results.

## Security software use

Recent releases of the MSRT collect and report details about the state of real-time antimalware software on a computer, if the computer's administrator has chosen to opt in to provide data to Microsoft. This telemetry data makes it possible to analyze security software usage patterns around the world and correlate them with infection rates.

A typical computer runs the MSRT three times each quarter, once for each monthly version of the tool that Microsoft releases. In the figure below, "Protected" represents computers that had real-time security software active and up-to-date every time the MSRT ran during a quarter; "Intermittently protected" represents computers that had security software active during one or more MSRT executions, but not all of them; and "Unprotected" represents computers that did not have security software active during any MSRT executions that quarter.

Percent of computers in Uruguay and worldwide protected by real-time security software in 4Q14





## Drive-by download sites

A *drive-by download* site is a website that hosts one or more exploits that target vulnerabilities in web browsers and browser add-ons. Users with vulnerable computers can be infected with malware simply by visiting such a website, even without attempting to download anything. Drive-by download pages are usually hosted on legitimate Web sites to which an attacker has posted exploit code. Attackers gain access to legitimate sites through intrusion or by posting malicious code to a poorly secured web form, like a comment field on a blog. Compromised sites can be hosted anywhere in the world and concern nearly any subject imaginable, making it difficult for even an experienced user to identify a compromised site from a list of search results.

Search engines such as Bing have taken a number of measures to help protect users from drive-by downloads. As Bing indexes the web, pages are assessed for malicious elements or malicious behavior. Clicking the link in the list of search results displays a prominent warning, saying that the page may contain malicious software.

At the end of 3Q14, Bing detected 0.03 drive-by download URLs for every 1,000 URLs hosted in Uruguay, compared to 0.41 worldwide. At the end of 4Q14, Bing detected 0.07 drive-by download URLs for every 1,000 URLs hosted in Uruguay, compared to 0.45 worldwide.

Drive-by download pages per 1,000 URLs hosted in Uruguay and worldwide

Metric	October 1, 2014	January 1, 2015
Drive-by download pages per 1,000 URLs, Uruguay	0.03	0.07
<i>Drive-by download pages per 1,000 URLs worldwide</i>	<i>0.41</i>	<i>0.45</i>



# Venezuela

The statistics presented here are generated by Microsoft security programs and services running on computers in Venezuela in 4Q14 and previous quarters. This data is provided from administrators or users who choose to opt in to provide data to Microsoft, using IP address geolocation to determine country or region.

On computers running real-time security software, most attempts by malware to infect computers are blocked before they succeed. Therefore, for a comprehensive understanding of the malware landscape, it's important to consider infection attempts that are blocked as well as infections that are removed. For this reason, Microsoft uses two different metrics to measure malware prevalence:

- *Encounter rate* is simply the percentage of computers running Microsoft real-time security products that report a malware encounter, whether the infection attempt succeeds or not.
- *Computers cleaned per mille*, or CCM, is an infection rate metric that is defined as the number of computers cleaned for every 1,000 unique computers executing the Malicious Software Removal Tool (MSRT), a free tool distributed through Microsoft update services that removes more than 200 highly prevalent or serious threats from computers.

Infection rate statistics for Venezuela

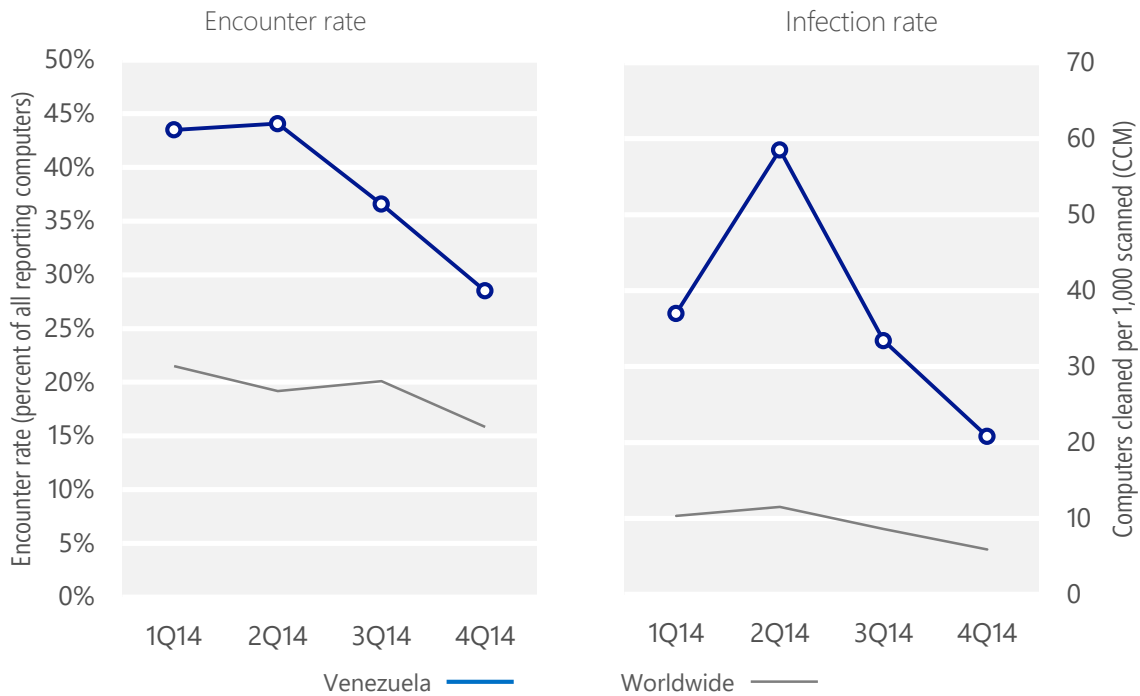
Metric	1Q14	2Q14	3Q14	4Q14
Encounter rate, Venezuela	43.5%	44.1%	36.6%	28.5%
Worldwide encounter rate	21.5%	19.2%	20.1%	15.9%
CCM, Venezuela	37.0	58.5	33.4	20.8
Worldwide CCM	10.3	11.5	8.6	5.9

Encounter and infection rates reported here do not include totals for the Brantall, Filcoute, and Rotbrow malware families. See pages 57–64 of [Microsoft Security Intelligence Report, Volume 17](#) for an explanation of this decision.

## Encounter and infection rate trends

In 4Q14, 28.5% percent of computers in Venezuela encountered malware, compared to the 4Q14 worldwide encounter rate of 15.9 percent. In addition, the MSRT detected and removed malware from 20.8 of every 1,000 unique computers scanned in Venezuela in 4Q14 (a CCM score of 20.8, compared to the 4Q14 worldwide CCM of 5.9). The following figure shows the encounter and infection rate trends for Venezuela over the last four quarters, compared to the world as a whole.

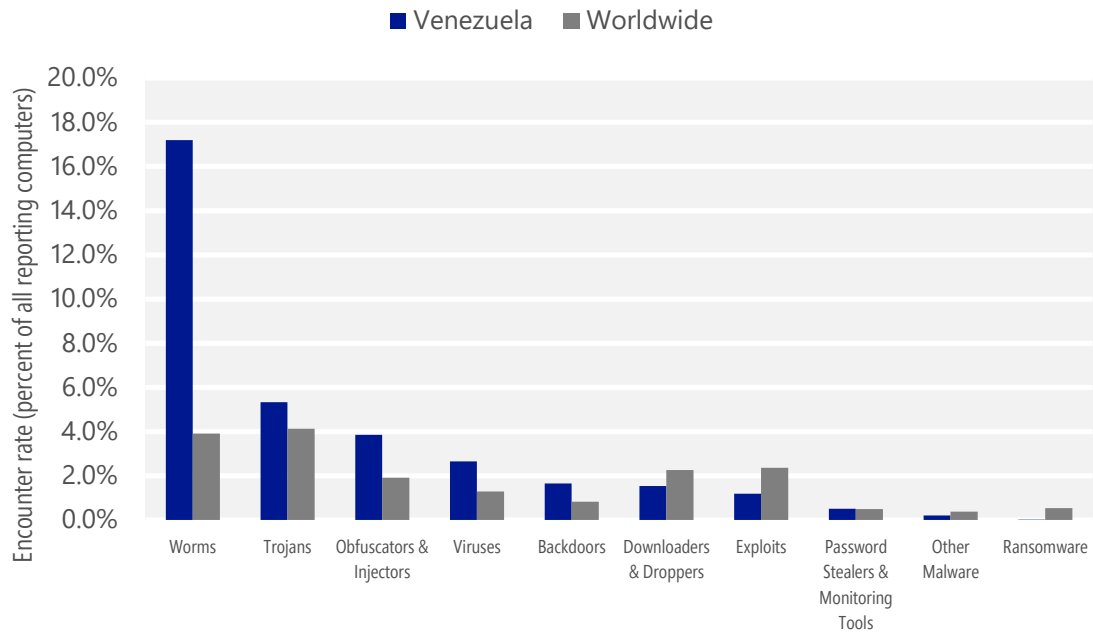
Malware encounter and infection rate trends in Venezuela and worldwide



See the Worldwide Threat Assessment section of [Microsoft Security Intelligence Report, Volume 18](http://www.microsoft.com/sir) at [www.microsoft.com/sir](http://www.microsoft.com/sir) for more information about threats in Venezuela and around the world, and for explanations of the methods and terms used here.

## Malware categories

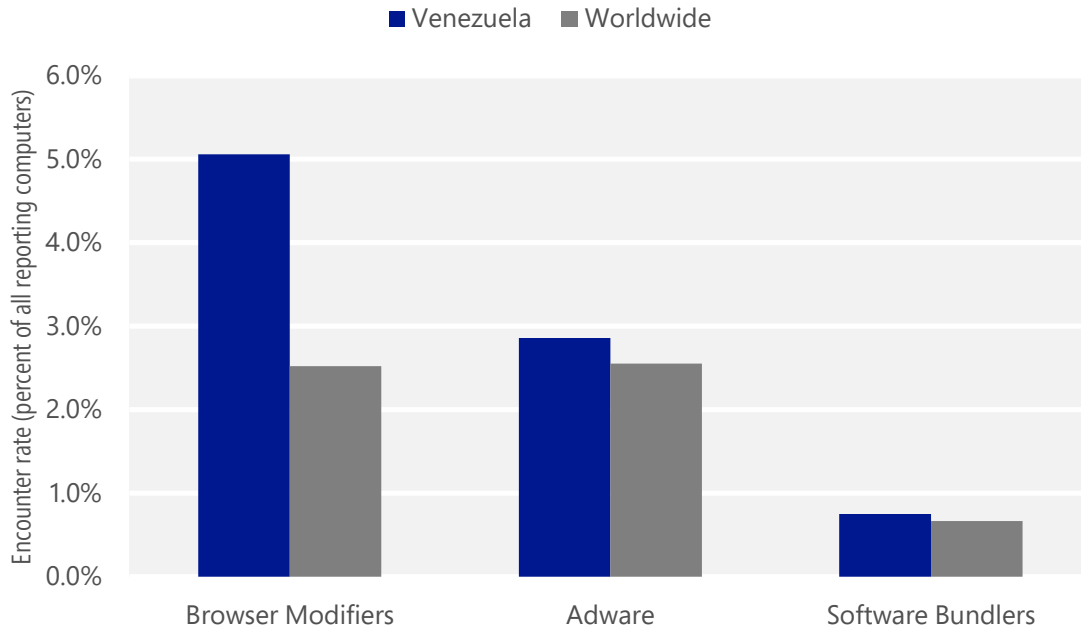
Malware encountered in Venezuela in 4Q14, by category



- The most common malware category in Venezuela in 4Q14 was Worms. It was encountered by 17.2 percent of all computers there, down from 21.6 percent in 3Q14.
- The second most common malware category in Venezuela in 4Q14 was Trojans. It was encountered by 5.3 percent of all computers there, down from 9.9 percent in 3Q14.
- The third most common malware category in Venezuela in 4Q14 was Obfuscators & Injectors, which was encountered by 3.9 percent of all computers there, down from 4.8 percent in 3Q14.

## Unwanted software categories

Unwanted software encountered in Venezuela in 4Q14, by category



- The most common unwanted software category in Venezuela in 4Q14 was Browser Modifiers. It was encountered by 5.1 percent of all computers there, down from 6.6 percent in 3Q14.
- The second most common unwanted software category in Venezuela in 4Q14 was Adware. It was encountered by 2.9 percent of all computers there, up from 1.7 percent in 3Q14.
- The third most common unwanted software category in Venezuela in 4Q14 was Software Bundlers, which was encountered by 0.8 percent of all computers there, up from 0.2 percent in 3Q14.

## Top malware families by encounter rate

The most common malware families encountered in Venezuela in 4Q14

	Family	Most significant category	% of reporting computers
1	<a href="#">VBS/Jenxcus</a>	Worms	11.9%
2	<a href="#">INF/Autorun</a>	Obfuscators & Injectors	2.8%
3	<a href="#">JS/Bondat</a>	Worms	2.3%
4	<a href="#">Win32/Conficker</a>	Worms	1.9%
5	<a href="#">Win32/Sality</a>	Viruses	1.4%
6	<a href="#">Win32/Vermis</a>	Worms	1.3%
7	<a href="#">Win32/Dorkbot</a>	Worms	1.1%
8	<a href="#">Win32/Obfuscator</a>	Obfuscators & Injectors	1.1%
9	<a href="#">Win32/Nugel</a>	Worms	1.0%
10	<a href="#">Win32/Lamin</a>	Worms	1.0%

- The most common malware family encountered in Venezuela in 4Q14 was [VBS/Jenxcus](#), which was encountered by 11.9 percent of reporting computers there. [VBS/Jenxcus](#) is a worm that gives an attacker control of the computer. It is spread by infected removable drives, like USB flash drives. It can also be downloaded within a torrent file.
- The second most common malware family encountered in Venezuela in 4Q14 was [INF/Autorun](#), which was encountered by 2.8 percent of reporting computers there. [INF/Autorun](#) is a family of worms that spreads by copying itself to the mapped drives of an infected computer. The mapped drives may include network or removable drives.
- The third most common malware family encountered in Venezuela in 4Q14 was [JS/Bondat](#), which was encountered by 2.3 percent of reporting computers there. [JS/Bondat](#) is a family of threats that collects information about the computer, infects removable drives, and tries to stop the user from accessing files. It spreads by infecting removable drives, such as USB thumb drives and flash drives.
- The fourth most common malware family encountered in Venezuela in 4Q14 was [Win32/Conficker](#), which was encountered by 1.9 percent of reporting computers there. [Win32/Conficker](#) is a worm that spreads by exploiting a vulnerability addressed by Security Bulletin MS08-067. Some variants also spread via removable drives and by exploiting weak passwords. It disables several important system services and security products, and downloads arbitrary files.

## Top unwanted software families by encounter rate

The most common unwanted software families encountered in Venezuela in 4Q14

	Family	Most significant category	% of reporting computers
1	<a href="#">Win32/Couponruc</a>	Browser Modifiers	3.9%
2	<a href="#">Win32/BetterSurf</a>	Adware	1.6%
3	<a href="#">Win32/Defaulttab</a>	Browser Modifiers	1.3%
4	<a href="#">Win32/Costmin</a>	Adware	0.9%
5	<a href="#">Win32/Gofileexpress</a>	Software Bundlers	0.3%

- The most common unwanted software family encountered in Venezuela in 4Q14 was [Win32/Couponruc](#), which was encountered by 3.9 percent of reporting computers there. [Win32/Couponruc](#) is a browser modifier that changes browser settings and may also modify some computer and Internet settings.
- The second most common unwanted software family encountered in Venezuela in 4Q14 was [Win32/BetterSurf](#), which was encountered by 1.6 percent of reporting computers there. [Win32/BetterSurf](#) is adware that displays unwanted ads on search engine results pages and other websites. It may be included with software bundles that offer free applications or games.
- The third most common unwanted software family encountered in Venezuela in 4Q14 was [Win32/Defaulttab](#), which was encountered by 1.3 percent of reporting computers there. [Win32/Defaulttab](#) is a browser modifier that redirects web browser searches and prevents the user from changing browser settings.



## Top threat families by infection rate

The most common malware families by infection rate in Venezuela in 4Q14

	Family	Most significant category	Infection rate (CCM)
1	<a href="#">VBS/Jenxcus</a>	Worms	13.0
2	<a href="#">Win32/Sality</a>	Viruses	2.2
3	<a href="#">Win32/Ramnit</a>	Trojans	1.0
4	<a href="#">Win32/Dorkbot</a>	Worms	0.6
5	<a href="#">MSIL/Bladabindi</a>	Backdoors	0.5
6	<a href="#">Win32/Sefnit</a>	Trojans	0.5
7	<a href="#">Win32/Vobfus</a>	Worms	0.5
8	<a href="#">MSIL/Spacekito</a>	Trojans	0.5
9	<a href="#">Win32/Nugel</a>	Worms	0.5
10	<a href="#">Win32/Pramro</a>	Trojans	0.5

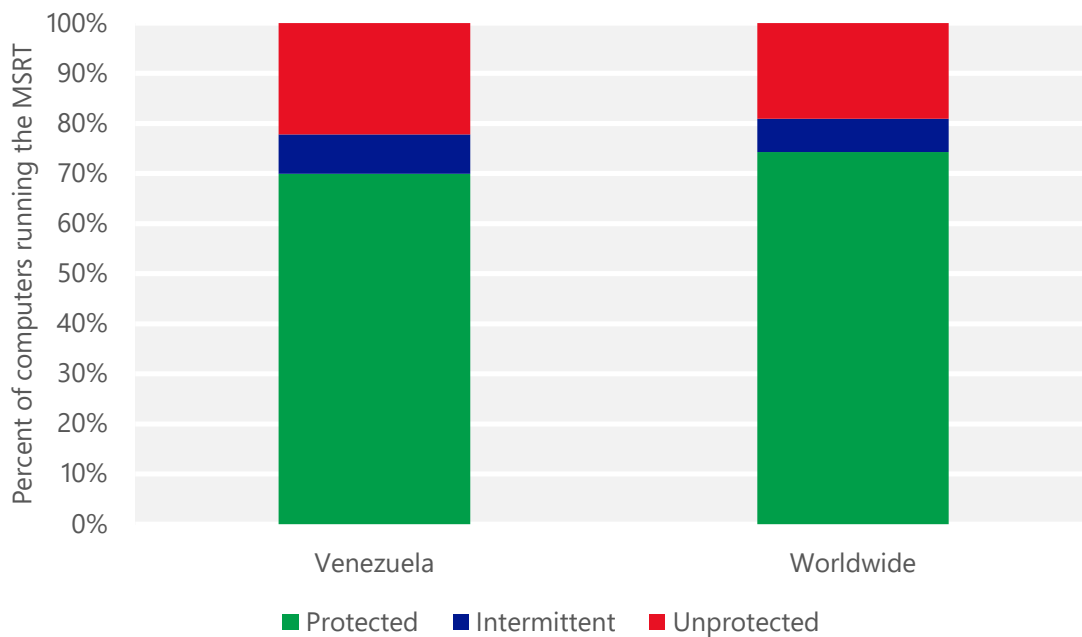
- The most common threat family infecting computers in Venezuela in 4Q14 was [VBS/Jenxcus](#), which was detected and removed from 13.0 of every 1,000 unique computers scanned by the MSRT. [VBS/Jenxcus](#) is a worm that gives an attacker control of the computer. It is spread by infected removable drives, like USB flash drives. It can also be downloaded within a torrent file.
- The second most common threat family infecting computers in Venezuela in 4Q14 was [Win32/Sality](#), which was detected and removed from 2.2 of every 1,000 unique computers scanned by the MSRT. [Win32/Sality](#) is a family of polymorphic file infectors that target executable files with the extensions .scr or .exe. They may execute a damaging payload that deletes files with certain extensions and terminates security-related processes and services.
- The third most common threat family infecting computers in Venezuela in 4Q14 was [Win32/Ramnit](#), which was detected and removed from 1.0 of every 1,000 unique computers scanned by the MSRT. [Win32/Ramnit](#) is a family of multi-component malware that infects executable files, Microsoft Office files, and HTML files. Win32/Ramnit spreads to removable drives and steals sensitive information such as saved FTP credentials and browser cookies. It may also open a backdoor to await instructions from a remote attacker.
- The fourth most common threat family infecting computers in Venezuela in 4Q14 was [Win32/Dorkbot](#), which was detected and removed from 0.6 of every 1,000 unique computers scanned by the MSRT. [Win32/Dorkbot](#) is a worm that spreads via instant messaging and removable drives. It also contains backdoor functionality that allows unauthorized access and control of the affected computer. Win32/Dorkbot may be distributed from compromised or malicious websites using PDF or browser exploits.

## Security software use

Recent releases of the MSRT collect and report details about the state of real-time antimalware software on a computer, if the computer's administrator has chosen to opt in to provide data to Microsoft. This telemetry data makes it possible to analyze security software usage patterns around the world and correlate them with infection rates.

A typical computer runs the MSRT three times each quarter, once for each monthly version of the tool that Microsoft releases. In the figure below, "Protected" represents computers that had real-time security software active and up-to-date every time the MSRT ran during a quarter; "Intermittently protected" represents computers that had security software active during one or more MSRT executions, but not all of them; and "Unprotected" represents computers that did not have security software active during any MSRT executions that quarter.

Percent of computers in Venezuela and worldwide protected by real-time security software in 4Q14



## Drive-by download sites

A *drive-by download* site is a website that hosts one or more exploits that target vulnerabilities in web browsers and browser add-ons. Users with vulnerable computers can be infected with malware simply by visiting such a website, even without attempting to download anything. Drive-by download pages are usually hosted on legitimate Web sites to which an attacker has posted exploit code. Attackers gain access to legitimate sites through intrusion or by posting malicious code to a poorly secured web form, like a comment field on a blog. Compromised sites can be hosted anywhere in the world and concern nearly any subject imaginable, making it difficult for even an experienced user to identify a compromised site from a list of search results.

Search engines such as Bing have taken a number of measures to help protect users from drive-by downloads. As Bing indexes the web, pages are assessed for malicious elements or malicious behavior. Clicking the link in the list of search results displays a prominent warning, saying that the page may contain malicious software.

At the end of 3Q14, Bing detected 0.47 drive-by download URLs for every 1,000 URLs hosted in Venezuela, compared to 0.41 worldwide. At the end of 4Q14, Bing detected 0.25 drive-by download URLs for every 1,000 URLs hosted in Venezuela, compared to 0.45 worldwide.

Drive-by download pages per 1,000 URLs hosted in Venezuela and worldwide

Metric	October 1, 2014	January 1, 2015
Drive-by download pages per 1,000 URLs, Venezuela	0.47	0.25
<i>Drive-by download pages per 1,000 URLs worldwide</i>	<i>0.41</i>	<i>0.45</i>



# Vietnam

The statistics presented here are generated by Microsoft security programs and services running on computers in Vietnam in 4Q14 and previous quarters. This data is provided from administrators or users who choose to opt in to provide data to Microsoft, using IP address geolocation to determine country or region.

On computers running real-time security software, most attempts by malware to infect computers are blocked before they succeed. Therefore, for a comprehensive understanding of the malware landscape, it's important to consider infection attempts that are blocked as well as infections that are removed. For this reason, Microsoft uses two different metrics to measure malware prevalence:

- *Encounter rate* is simply the percentage of computers running Microsoft real-time security products that report a malware encounter, whether the infection attempt succeeds or not.
- *Computers cleaned per mille*, or CCM, is an infection rate metric that is defined as the number of computers cleaned for every 1,000 unique computers executing the Malicious Software Removal Tool (MSRT), a free tool distributed through Microsoft update services that removes more than 200 highly prevalent or serious threats from computers.

Infection rate statistics for Vietnam

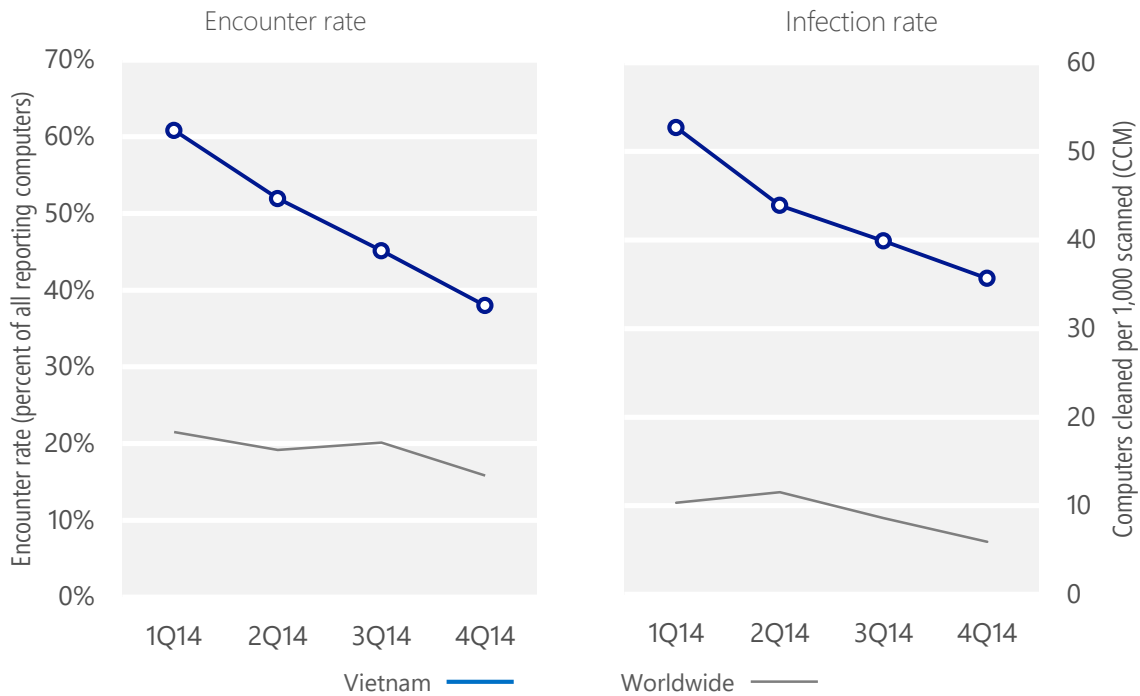
Metric	1Q14	2Q14	3Q14	4Q14
Encounter rate, Vietnam	60.8%	52.0%	45.1%	38.0%
Worldwide encounter rate	21.5%	19.2%	20.1%	15.9%
CCM, Vietnam	52.7	43.9	39.9	35.7
Worldwide CCM	10.3	11.5	8.6	5.9

Encounter and infection rates reported here do not include totals for the Brantall, Filcoute, and Rotbrow malware families. See pages 57–64 of [Microsoft Security Intelligence Report, Volume 17](#) for an explanation of this decision.

## Encounter and infection rate trends

In 4Q14, 38.0% percent of computers in Vietnam encountered malware, compared to the 4Q14 worldwide encounter rate of 15.9 percent. In addition, the MSRT detected and removed malware from 35.7 of every 1,000 unique computers scanned in Vietnam in 4Q14 (a CCM score of 35.7, compared to the 4Q14 worldwide CCM of 5.9). The following figure shows the encounter and infection rate trends for Vietnam over the last four quarters, compared to the world as a whole.

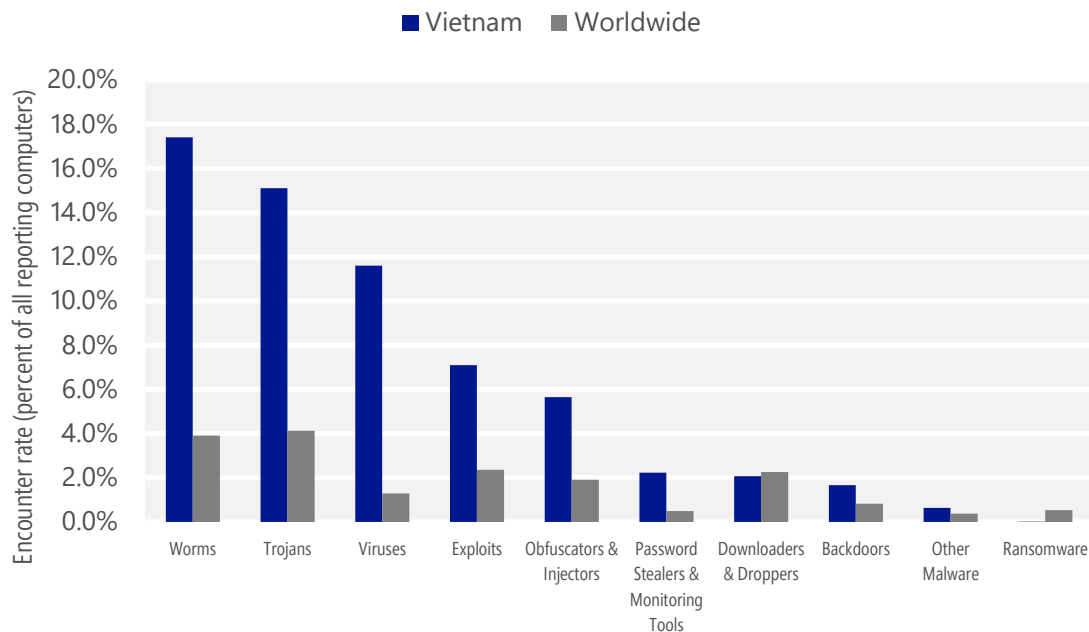
Malware encounter and infection rate trends in Vietnam and worldwide



See the Worldwide Threat Assessment section of [Microsoft Security Intelligence Report, Volume 18](http://www.microsoft.com/sir) at [www.microsoft.com/sir](http://www.microsoft.com/sir) for more information about threats in Vietnam and around the world, and for explanations of the methods and terms used here.

## Malware categories

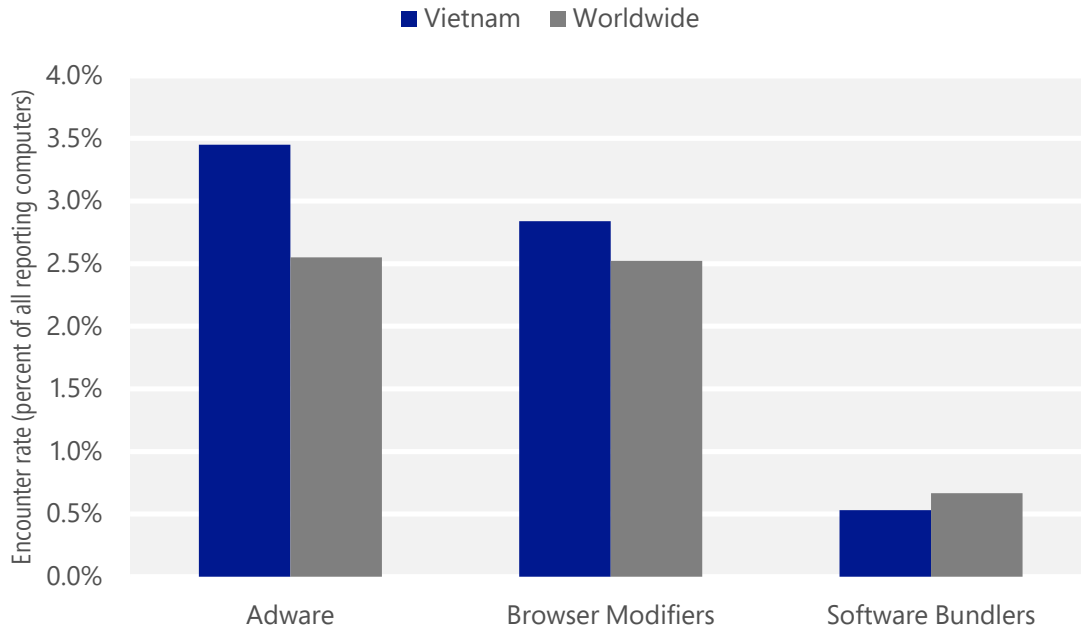
Malware encountered in Vietnam in 4Q14, by category



- The most common malware category in Vietnam in 4Q14 was Worms. It was encountered by 17.4 percent of all computers there, down from 26.3 percent in 3Q14.
- The second most common malware category in Vietnam in 4Q14 was Trojans. It was encountered by 15.1 percent of all computers there, down from 17.1 percent in 3Q14.
- The third most common malware category in Vietnam in 4Q14 was Viruses, which was encountered by 11.6 percent of all computers there, up from 9.3 percent in 3Q14.

## Unwanted software categories

Unwanted software encountered in Vietnam in 4Q14, by category



- The most common unwanted software category in Vietnam in 4Q14 was Adware. It was encountered by 3.4 percent of all computers there, down from 5.7 percent in 3Q14.
- The second most common unwanted software category in Vietnam in 4Q14 was Browser Modifiers. It was encountered by 2.8 percent of all computers there, up from 0.8 percent in 3Q14.
- The third most common unwanted software category in Vietnam in 4Q14 was Software Bundlers, which was encountered by 0.5 percent of all computers there, up from 0.1 percent in 3Q14.



## Top malware families by encounter rate

The most common malware families encountered in Vietnam in 4Q14

	Family	Most significant category	% of reporting computers
1	<a href="#">Win32/Gamarue</a>	Worms	8.3%
2	<a href="#">Win32/CplLnk</a>	Exploits	6.7%
3	<a href="#">Win32/Ramnit</a>	Trojans	6.4%
4	<a href="#">INF/Autorun</a>	Obfuscators & Injectors	6.3%
5	<a href="#">JS/Faceliker</a>	Trojans	4.7%
6	<a href="#">Win32/Sality</a>	Viruses	4.5%
7	<a href="#">DOS/Sigru</a>	Viruses	3.5%
8	<a href="#">VBS/Jenxcus</a>	Worms	3.1%
9	<a href="#">Win32/VB</a>	Worms	2.3%
10	<a href="#">Win32/Conficker</a>	Worms	1.8%

- The most common malware family encountered in Vietnam in 4Q14 was [Win32/Gamarue](#), which was encountered by 8.3 percent of reporting computers there. [Win32/Gamarue](#) is a worm that is commonly distributed via exploit kits and social engineering. Variants have been observed stealing information from the local computer and communicating with command-and-control (C&C) servers managed by attackers.
- The second most common malware family encountered in Vietnam in 4Q14 was [Win32/CplLnk](#), which was encountered by 6.7 percent of reporting computers there. [Win32/CplLnk](#) is a generic detection for specially-crafted malicious shortcut files that attempt to exploit the vulnerability addressed by Microsoft Security Bulletin MS10-046.
- The third most common malware family encountered in Vietnam in 4Q14 was [Win32/Ramnit](#), which was encountered by 6.4 percent of reporting computers there. [Win32/Ramnit](#) is a family of multi-component malware that infects executable files, Microsoft Office files, and HTML files. Win32/Ramnit spreads to removable drives and steals sensitive information such as saved FTP credentials and browser cookies. It may also open a backdoor to await instructions from a remote attacker.
- The fourth most common malware family encountered in Vietnam in 4Q14 was [INF/Autorun](#), which was encountered by 6.3 percent of reporting computers there. [INF/Autorun](#) is a family of worms that spreads by copying itself to the mapped drives of an infected computer. The mapped drives may include network or removable drives.

## Top unwanted software families by encounter rate

The most common unwanted software families encountered in Vietnam in 4Q14

	Family	Most significant category	% of reporting computers
1	<a href="#">Win32/Couponruc</a>	Browser Modifiers	2.2%
2	<a href="#">Win32/Pennybee</a>	Adware	1.7%
3	<a href="#">Win32/BetterSurf</a>	Adware	0.8%
4	<a href="#">Win32/Costmin</a>	Adware	0.8%
5	<a href="#">Win32/Defaulttab</a>	Browser Modifiers	0.7%

- The most common unwanted software family encountered in Vietnam in 4Q14 was [Win32/Couponruc](#), which was encountered by 2.2 percent of reporting computers there. [Win32/Couponruc](#) is a browser modifier that changes browser settings and may also modify some computer and Internet settings.
- The second most common unwanted software family encountered in Vietnam in 4Q14 was [Win32/Pennybee](#), which was encountered by 1.7 percent of reporting computers there. [Win32/Pennybee](#) is adware that shows ads as the user browses the web. It can be installed from the program's website or bundled with some third-party software installation programs.
- The third most common unwanted software family encountered in Vietnam in 4Q14 was [Win32/BetterSurf](#), which was encountered by 0.8 percent of reporting computers there. [Win32/BetterSurf](#) is adware that displays unwanted ads on search engine results pages and other websites. It may be included with software bundles that offer free applications or games.

## Top threat families by infection rate

The most common malware families by infection rate in Vietnam in 4Q14

	Family	Most significant category	Infection rate (CCM)
1	<a href="#">Win32/Ramnit</a>	Trojans	9.7
2	<a href="#">Win32/Sality</a>	Viruses	8.1
3	<a href="#">Win32/Gamarue</a>	Worms	7.4
4	<a href="#">VBS/Jenxcus</a>	Worms	3.8
5	<a href="#">Win32/Wysotot</a>	Trojans	2.0
6	<a href="#">Win32/Folstart</a>	Worms	1.4
7	<a href="#">Win32/Pramro</a>	Trojans	1.3
8	<a href="#">Win32/Sefnit</a>	Trojans	0.7
9	<a href="#">Win32/Nitol</a>	Other Malware	0.6
10	<a href="#">Win32/Necurs</a>	Trojans	0.6

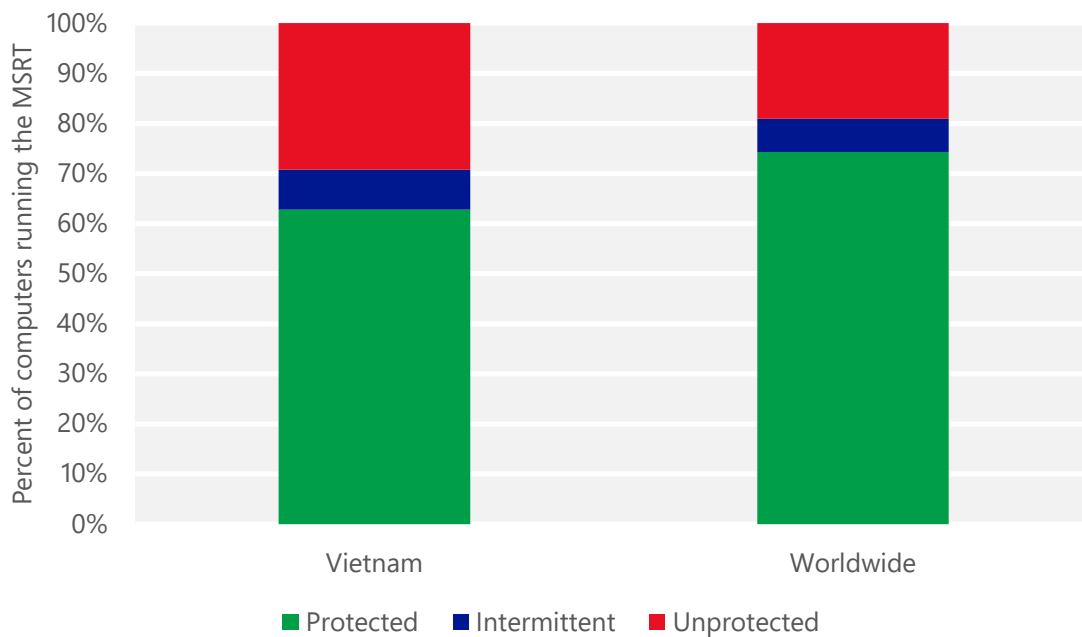
- The most common threat family infecting computers in Vietnam in 4Q14 was [Win32/Ramnit](#), which was detected and removed from 9.7 of every 1,000 unique computers scanned by the MSRT. [Win32/Ramnit](#) is a family of multi-component malware that infects executable files, Microsoft Office files, and HTML files. Win32/Ramnit spreads to removable drives and steals sensitive information such as saved FTP credentials and browser cookies. It may also open a backdoor to await instructions from a remote attacker.
- The second most common threat family infecting computers in Vietnam in 4Q14 was [Win32/Sality](#), which was detected and removed from 8.1 of every 1,000 unique computers scanned by the MSRT. [Win32/Sality](#) is a family of polymorphic file infectors that target executable files with the extensions .scr or .exe. They may execute a damaging payload that deletes files with certain extensions and terminates security-related processes and services.
- The third most common threat family infecting computers in Vietnam in 4Q14 was [Win32/Gamarue](#), which was detected and removed from 7.4 of every 1,000 unique computers scanned by the MSRT. [Win32/Gamarue](#) is a worm that is commonly distributed via exploit kits and social engineering. Variants have been observed stealing information from the local computer and communicating with command-and-control (C&C) servers managed by attackers.
- The fourth most common threat family infecting computers in Vietnam in 4Q14 was [VBS/Jenxcus](#), which was detected and removed from 3.8 of every 1,000 unique computers scanned by the MSRT. [VBS/Jenxcus](#) is a worm that gives an attacker control of the computer. It is spread by infected removable drives, like USB flash drives. It can also be downloaded within a torrent file.

## Security software use

Recent releases of the MSRT collect and report details about the state of real-time antimalware software on a computer, if the computer's administrator has chosen to opt in to provide data to Microsoft. This telemetry data makes it possible to analyze security software usage patterns around the world and correlate them with infection rates.

A typical computer runs the MSRT three times each quarter, once for each monthly version of the tool that Microsoft releases. In the figure below, "Protected" represents computers that had real-time security software active and up-to-date every time the MSRT ran during a quarter; "Intermittently protected" represents computers that had security software active during one or more MSRT executions, but not all of them; and "Unprotected" represents computers that did not have security software active during any MSRT executions that quarter.

Percent of computers in Vietnam and worldwide protected by real-time security software in 4Q14



## Drive-by download sites

A *drive-by download* site is a website that hosts one or more exploits that target vulnerabilities in web browsers and browser add-ons. Users with vulnerable computers can be infected with malware simply by visiting such a website, even without attempting to download anything. Drive-by download pages are usually hosted on legitimate Web sites to which an attacker has posted exploit code. Attackers gain access to legitimate sites through intrusion or by posting malicious code to a poorly secured web form, like a comment field on a blog. Compromised sites can be hosted anywhere in the world and concern nearly any subject imaginable, making it difficult for even an experienced user to identify a compromised site from a list of search results.

Search engines such as Bing have taken a number of measures to help protect users from drive-by downloads. As Bing indexes the web, pages are assessed for malicious elements or malicious behavior. Clicking the link in the list of search results displays a prominent warning, saying that the page may contain malicious software.

At the end of 3Q14, Bing detected 10.73 drive-by download URLs for every 1,000 URLs hosted in Vietnam, compared to 0.41 worldwide. At the end of 4Q14, Bing detected 4.10 drive-by download URLs for every 1,000 URLs hosted in Vietnam, compared to 0.45 worldwide.

Drive-by download pages per 1,000 URLs hosted in Vietnam and worldwide

Metric	October 1, 2014	January 1, 2015
Drive-by download pages per 1,000 URLs, Vietnam	10.73	4.10
<i>Drive-by download pages per 1,000 URLs worldwide</i>	<i>0.41</i>	<i>0.45</i>



# Zimbabwe

The statistics presented here are generated by Microsoft security programs and services running on computers in Zimbabwe in 4Q14 and previous quarters. This data is provided from administrators or users who choose to opt in to provide data to Microsoft, using IP address geolocation to determine country or region.

On computers running real-time security software, most attempts by malware to infect computers are blocked before they succeed. Therefore, for a comprehensive understanding of the malware landscape, it's important to consider infection attempts that are blocked as well as infections that are removed. For this reason, Microsoft uses two different metrics to measure malware prevalence:

- *Encounter rate* is simply the percentage of computers running Microsoft real-time security products that report a malware encounter, whether the infection attempt succeeds or not.
- *Computers cleaned per mille*, or *CCM*, is an infection rate metric that is defined as the number of computers cleaned for every 1,000 unique computers executing the Malicious Software Removal Tool (MSRT), a free tool distributed through Microsoft update services that removes more than 200 highly prevalent or serious threats from computers.

Infection rate statistics for Zimbabwe

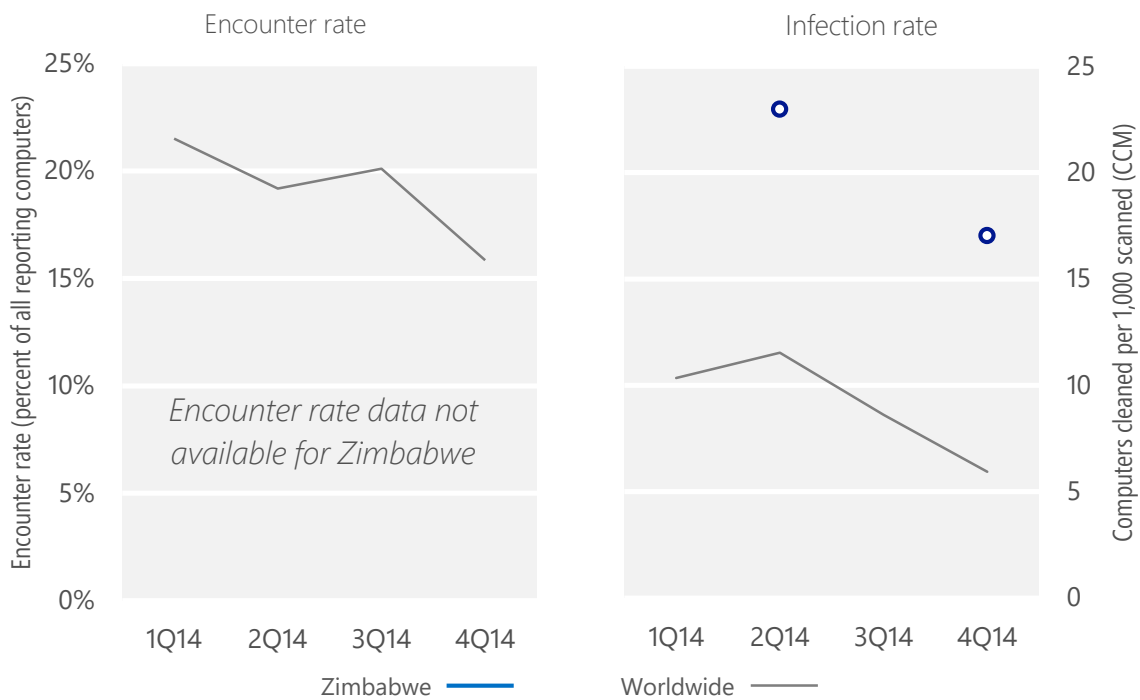
Metric	1Q14	2Q14	3Q14	4Q14
Encounter rate, Zimbabwe	N/A	N/A	N/A	N/A
Worldwide encounter rate	21.5%	19.2%	20.1%	15.9%
CCM, Zimbabwe	N/A	23.0	N/A	17.0
Worldwide CCM	10.3	11.5	8.6	5.9

Encounter and infection rates reported here do not include totals for the Brantall, Filcoute, and Rotbrow malware families. See pages 57–64 of [Microsoft Security Intelligence Report, Volume 17](#) for an explanation of this decision.

## Encounter and infection rate trends

In 4Q14, the MSRT detected and removed malware from 17.0 of every 1,000 unique computers scanned in Zimbabwe in 4Q14 (a CCM score of 17.0, compared to the 4Q14 worldwide CCM of 5.9). The following figure shows the encounter and infection rate trends for Zimbabwe over the last four quarters, compared to the world as a whole.

Malware encounter and infection rate trends in Zimbabwe and worldwide



See the Worldwide Threat Assessment section of [Microsoft Security Intelligence Report, Volume 18](#) at [www.microsoft.com/sir](http://www.microsoft.com/sir) for more information about threats in Zimbabwe and around the world, and for explanations of the methods and terms used here.



## Top threat families by infection rate

The most common malware families by infection rate in Zimbabwe in 4Q14

	Family	Most significant category	Infection rate (CCM)
1	<a href="#">VBS/Jenxcus</a>	Worms	6.3
2	<a href="#">Win32/Chir</a>	Viruses	3.8
3	<a href="#">Win32/Sality</a>	Viruses	3.0
4	<a href="#">Win32/Zbot</a>	Password Stealers & Monitoring Tools	1.4
5	<a href="#">Win32/Ramnit</a>	Trojans	0.8
6	<a href="#">Win32/Vobfus</a>	Worms	0.7
7	<a href="#">MSIL/Bladabindi</a>	Backdoors	0.6
8	<a href="#">Win32/Virut</a>	Viruses	0.6
9	<a href="#">Win32/Gamarue</a>	Worms	0.3
10	<a href="#">Win32/Parite</a>	Viruses	0.2

- The most common threat family infecting computers in Zimbabwe in 4Q14 was [VBS/Jenxcus](#), which was detected and removed from 6.3 of every 1,000 unique computers scanned by the MSRT. [VBS/Jenxcus](#) is a worm that gives an attacker control of the computer. It is spread by infected removable drives, like USB flash drives. It can also be downloaded within a torrent file.
- The second most common threat family infecting computers in Zimbabwe in 4Q14 was [Win32/Chir](#), which was detected and removed from 3.8 of every 1,000 unique computers scanned by the MSRT. [Win32/Chir](#) is a family with a worm component and a virus component. The worm component spreads by email and by exploiting a vulnerability addressed by Microsoft Security Bulletin MS01-020. The virus component may infect .exe, .scr, and HTML files.
- The third most common threat family infecting computers in Zimbabwe in 4Q14 was [Win32/Sality](#), which was detected and removed from 3.0 of every 1,000 unique computers scanned by the MSRT. [Win32/Sality](#) is a family of polymorphic file infectors that target executable files with the extensions .scr or .exe. They may execute a damaging payload that deletes files with certain extensions and terminates security-related processes and services.
- The fourth most common threat family infecting computers in Zimbabwe in 4Q14 was [Win32/Zbot](#), which was detected and removed from 1.4 of every 1,000 unique computers scanned by the MSRT. [Win32/Zbot](#) is a family of password stealing trojans that also contains backdoor functionality allowing unauthorized access and control of an affected computer.

## Drive-by download sites

A *drive-by download* site is a website that hosts one or more exploits that target vulnerabilities in web browsers and browser add-ons. Users with vulnerable computers can be infected with malware simply by visiting such a website, even without attempting to download anything. Drive-by download pages are usually hosted on legitimate Web sites to which an attacker has posted exploit code. Attackers gain access to legitimate sites through intrusion or by posting malicious code to a poorly secured web form, like a comment field on a blog. Compromised sites can be hosted anywhere in the world and concern nearly any subject imaginable, making it difficult for even an experienced user to identify a compromised site from a list of search results.

Search engines such as Bing have taken a number of measures to help protect users from drive-by downloads. As Bing indexes the web, pages are assessed for malicious elements or malicious behavior. Clicking the link in the list of search results displays a prominent warning, saying that the page may contain malicious software.

At the end of 3Q14, Bing detected 1.36 drive-by download URLs for every 1,000 URLs hosted in Zimbabwe, compared to 0.41 worldwide. At the end of 4Q14, Bing detected 0.98 drive-by download URLs for every 1,000 URLs hosted in Zimbabwe, compared to 0.45 worldwide.

Drive-by download pages per 1,000 URLs hosted in Zimbabwe and worldwide

Metric	October 1, 2014	January 1, 2015
Drive-by download pages per 1,000 URLs, Zimbabwe	1.36	0.98
<i>Drive-by download pages per 1,000 URLs worldwide</i>	<i>0.41</i>	<i>0.45</i>





One Microsoft Way  
Redmond, WA 98052-6399  
[microsoft.com/security](https://microsoft.com/security)