

Topologies for SharePoint Server 2010

Physical servers, service applications and components, and services on server

Overview

The traditional three-tier roles of a Microsoft® SharePoint® Server 2010 farm can be deployed on a single server or many servers. The three-tier roles include:

- Web server role
- Application server role
- Database server role

In a small farm, server roles can be combined on one or two servers. For example, the Web server and application server roles can be combined on a single server or on two or more servers to achieve redundancy.

Service applications

Service applications are services that are shared across sites within a farm (for example, Search and Excel Services). Some service applications can be shared across multiple farms.

Service applications are deployed to the application server tier. Some services include multiple components, and deployment of these components requires planning. For example:

- The Search service application includes multiple application components and multiple databases.
- The User Profile service application includes multiple databases.

Each service application is associated with at least one service on the Services on Server page in Central Administration.

Services on server

The Services on Server page in Central Administration lists services that are started or stopped on specific servers in the farm:

- Some of these services are associated with service applications. You deploy service applications by starting the associated services on the desired server computers.
- Some of these services are not associated with service applications.

This model lists these services and indicates the server roles for which the services are recommended.

Note: Search components for the query and crawl functions are deployed to servers using the Search service application pages in Central Administration, not the Services on Server page.

Scaling out a farm with server groups


In SharePoint Server 2010, the number of services and corresponding databases is greater than in previous releases. The recommendation for scaling out a farm is to group services or databases that have similar performance characteristics onto dedicated servers and then scale out the servers as a group.

For example, group all client-related services onto one or two servers and then add servers to this group as needed to satisfy user demand for these services. In some cases, you might need to create a dedicated server group for a single service, such as Excel Services or Search.

This model groups service applications and related components (for example, databases) into several different logical groupings that can be used as a starting point. In large environments, the specific groups that evolve for a farm depend on the specific demands for each service.


Note: *Server groups* is a planning concept. This term and concept is not found in Central Administration.

Server roles



Web server

- Host Web pages, Web services, and Web Parts that are necessary to process requests served by the farm.
- Direct requests to the appropriate application servers.
- This role is necessary for farms that include other SharePoint Server 2010 capabilities. In dedicated search service farms, this role is not necessary because Web servers at remote farms contact query servers directly.
- In small farms, this role can be shared on a server with the query component.



Application server roles

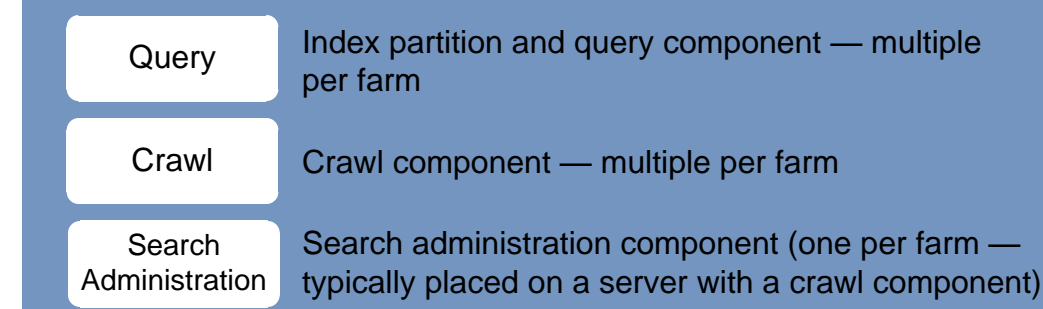
Application server roles are associated with services that can be deployed to a physical computer.

- Each service represents a separate application service that can potentially reside on a dedicated application server.
- Services with similar usage and performance characteristics can be grouped on a server and scaled out onto multiple servers together. For example, client-related services can be combined into a service group.
- After deployment, look for services that consume a disproportionate amount of resources and consider placing these services on dedicated hardware.

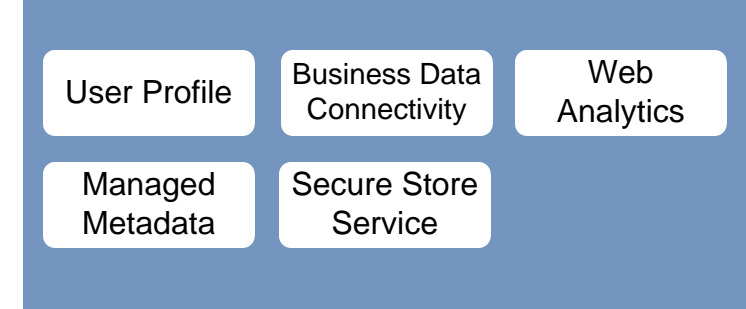
Components for service applications

None.

Search (cross-farm service)

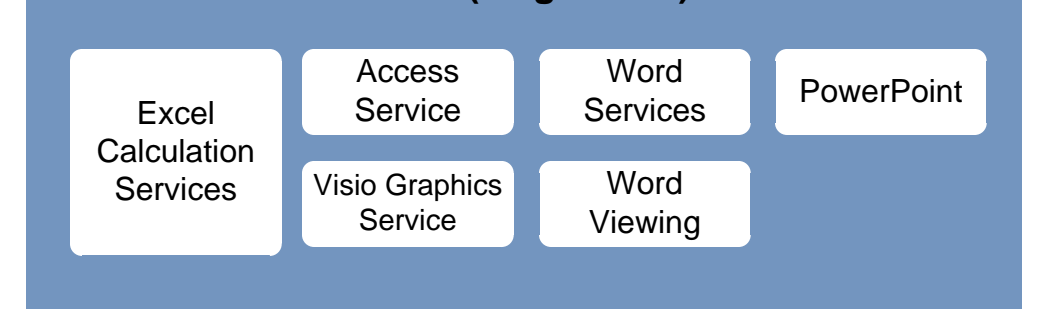


Other cross-farm services

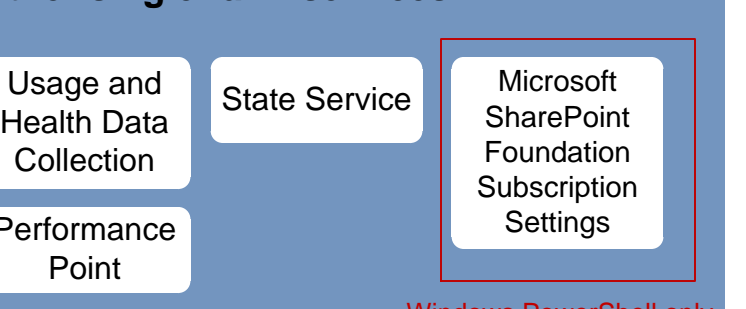


Cross-farm services can be shared across multiple farms.

Client-related services (single farm)



Other single-farm services

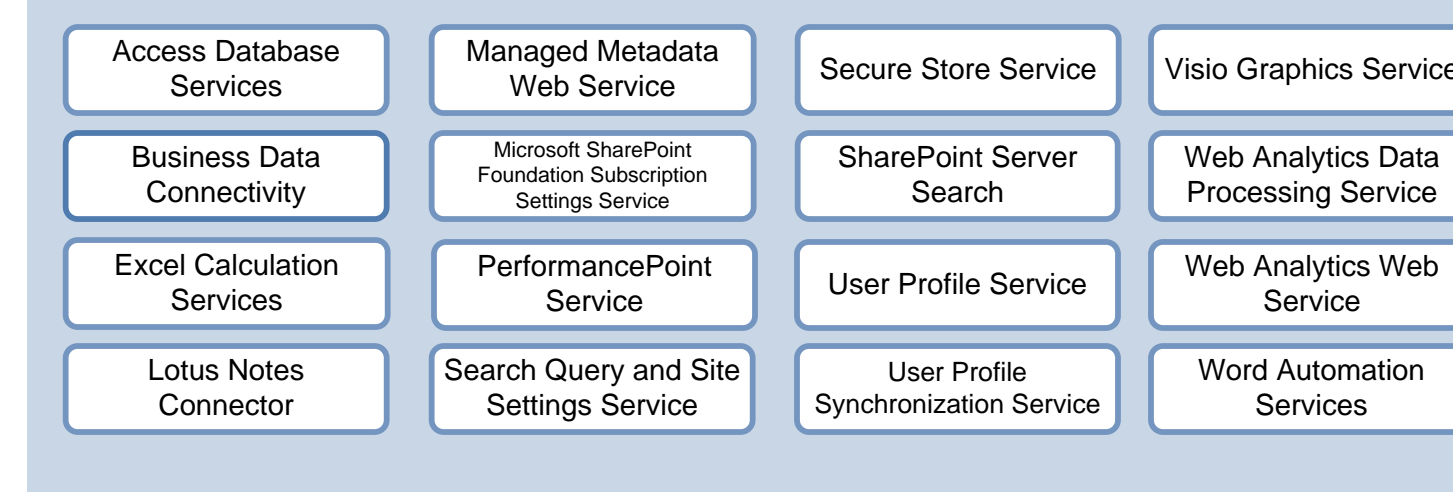


Single-farm services can be used only within a single farm.

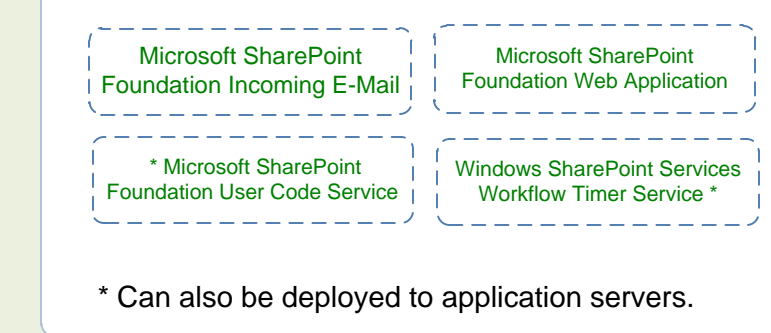
Services on server

Services listed in this row are recommended for Web servers.

Services associated with service applications

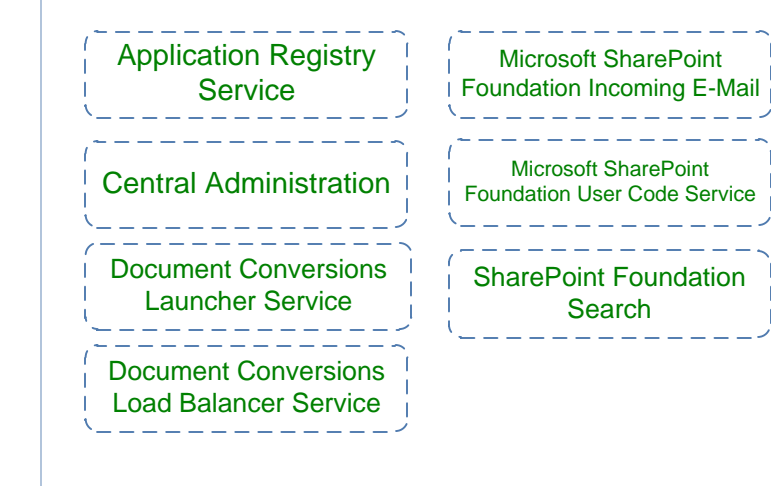


Other services



* Can also be deployed to application servers.

Other services



Detailed service guidance

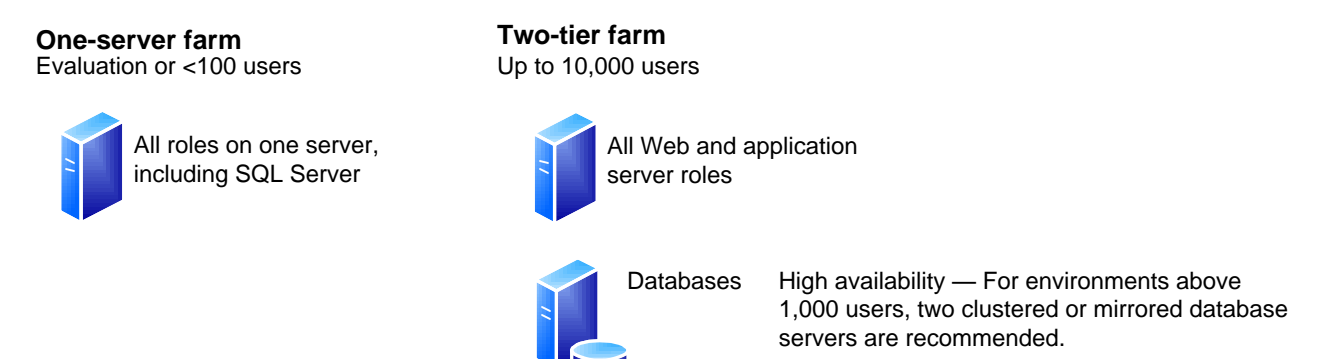
This table lists the services that appear on the Services on Server page in Central Administration and provides additional topology guidance, if it applies. Note that Search service application components are deployed to servers by using the Search Administration page, not the Services on Server page.

Service	Is this service associated with a service application?	Server recommendation	Additional information
Access Database Services	Yes	Application server	
Application Registry Service	No	Application server	Backward compatibility version of the Business Data Catalog service.
Business Data Connectivity	Yes	Application server	
Central Administration	No	Application server	This service runs the Central Administration site.
Document Conversions Launcher Service	No	Application server	Schedules and initiates the document conversions on a server.
Document Conversions Load Balancer Service	No	Application server	Balances document conversion requests from across the server farm. Each Web application can only have one load balancer registered with it at a time.
Excel Calculation Services	Yes	Application server	
Lotus Notes Connector	Yes — Search	Application server — Start this service on the index server.	This service is required to crawl content from Lotus Notes Domino Servers.
Managed Metadata Web Service	Yes	Application server	
Microsoft SharePoint Foundation Incoming E-Mail	No	Web server or application server	Typically, this service runs on a Web server. If you need to isolate this service, you can start it on an application server.
Microsoft SharePoint Foundation Subscription Settings Service	Yes	Web server or application server — In hosting environments, this service is typically started on one or more application servers.	Start this service if you have deployed service applications in multitenant mode or if the farm includes sites using site subscriptions. This service stores settings and configuration data for tenants in a multitenant environment. After it is started, Web applications consume this service automatically.
Microsoft SharePoint Foundation User Code Service	No	Web server or application server — Start this service on computers in the farm that run sandboxed code. This can include Web servers and application servers.	This service runs code deployed as part of a sandboxed solution in a remote, rights-restricted process and measures the server resources used during execution against a site collection-scoped, daily quota.
Microsoft SharePoint Foundation Web Application	No	Web server — Ensure that this service is started on all Web servers in a farm. Stop this service on application servers.	This service provides Web server functionality. It is started by default on Web servers. Custom features scoped to Web Applications may not display in Central Administration as intended if this service is not started on the server running Central Administration and if feature cannot be deployed globally.
Microsoft SharePoint Foundation Workflow Timer Service	No	Web server	This service is automatically configured to run on all Web servers in a farm.
PerformancePoint Service	Yes	Application server	
Search Query and Site Settings Service	Yes — Search	Application server — Start this service on all query servers in a farm. However, if it becomes memory intensive, consider moving this service to a dedicated computer to free up memory for query processing.	Load balances queries across query servers. Also detects farm-level changes to the search service and puts these in the Search Admin database.
Secure Store Service	Yes	Application server	
SharePoint Foundation Search	No	In a SharePoint Foundation farm, start this service on the search server. In a SharePoint Server farm, this service is only needed to search online Help. Start the service on any server in the farm.	This service provides search in a SharePoint Foundation farm. For SharePoint Server farms, this service is only used to search online Help. Start this service only on one computer.
SharePoint Server Search	Yes — Search	Automatically configured to run on the appropriate computers.	This service cannot be stopped or started from the Services on Server page.
User Profile Service	Yes	Application server	
User Profile Synchronization Service	Yes	Application server	
Visio Graphics Service	Yes	Application server	
Web Analytics Data Processing Service	Yes — Web Analytics	Application server	
Web Analytics Web Service	Yes — Web Analytics	Application server	
Word Automation Services	Yes	Application server	Performs automated bulk document conversions. When actively converting, this service will fully utilize one CPU for each worker process (configured in Central Administration). If the service is started on multiple servers, a job will be shared across all the servers.

Small to medium topology examples

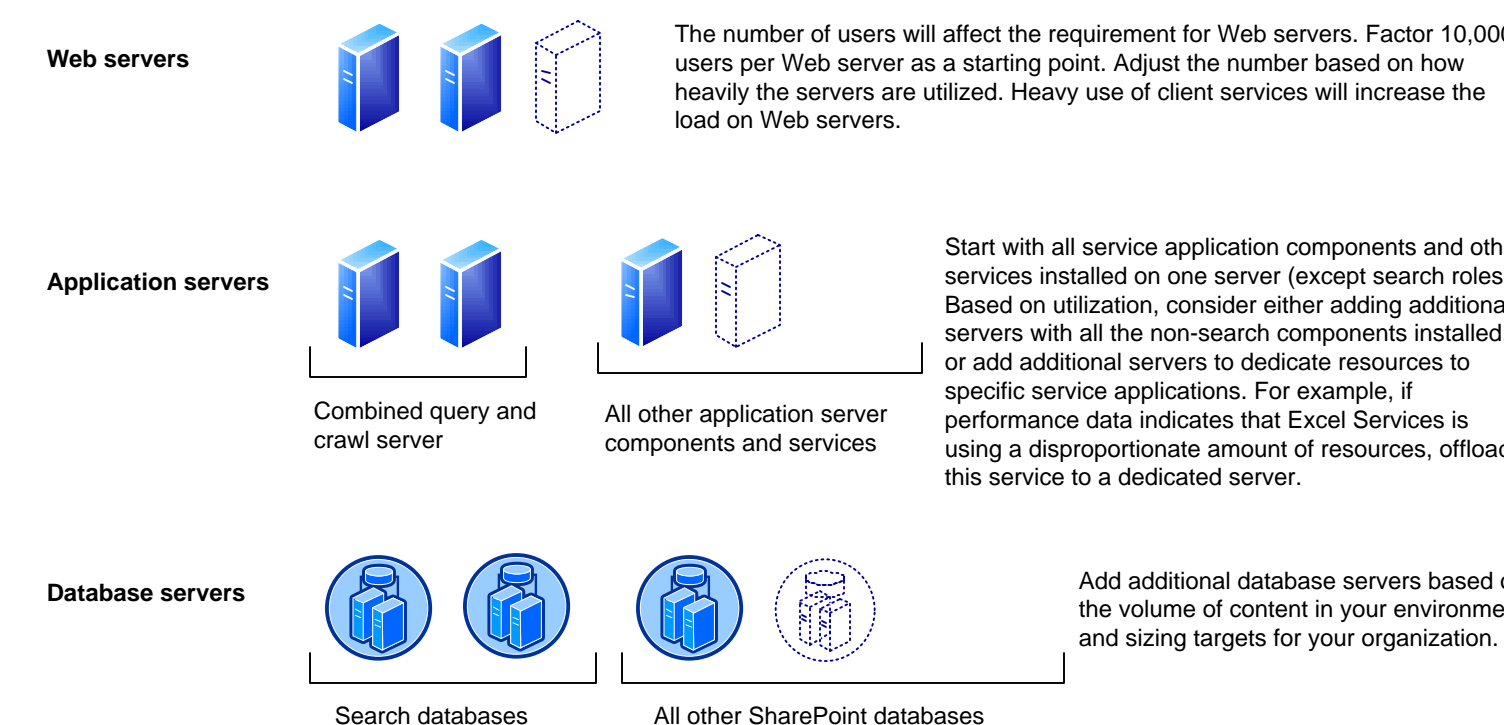
Limited deployments

Limited deployments
Description: Evaluation environments and production environments for limited numbers of users.



Medium farm architectures

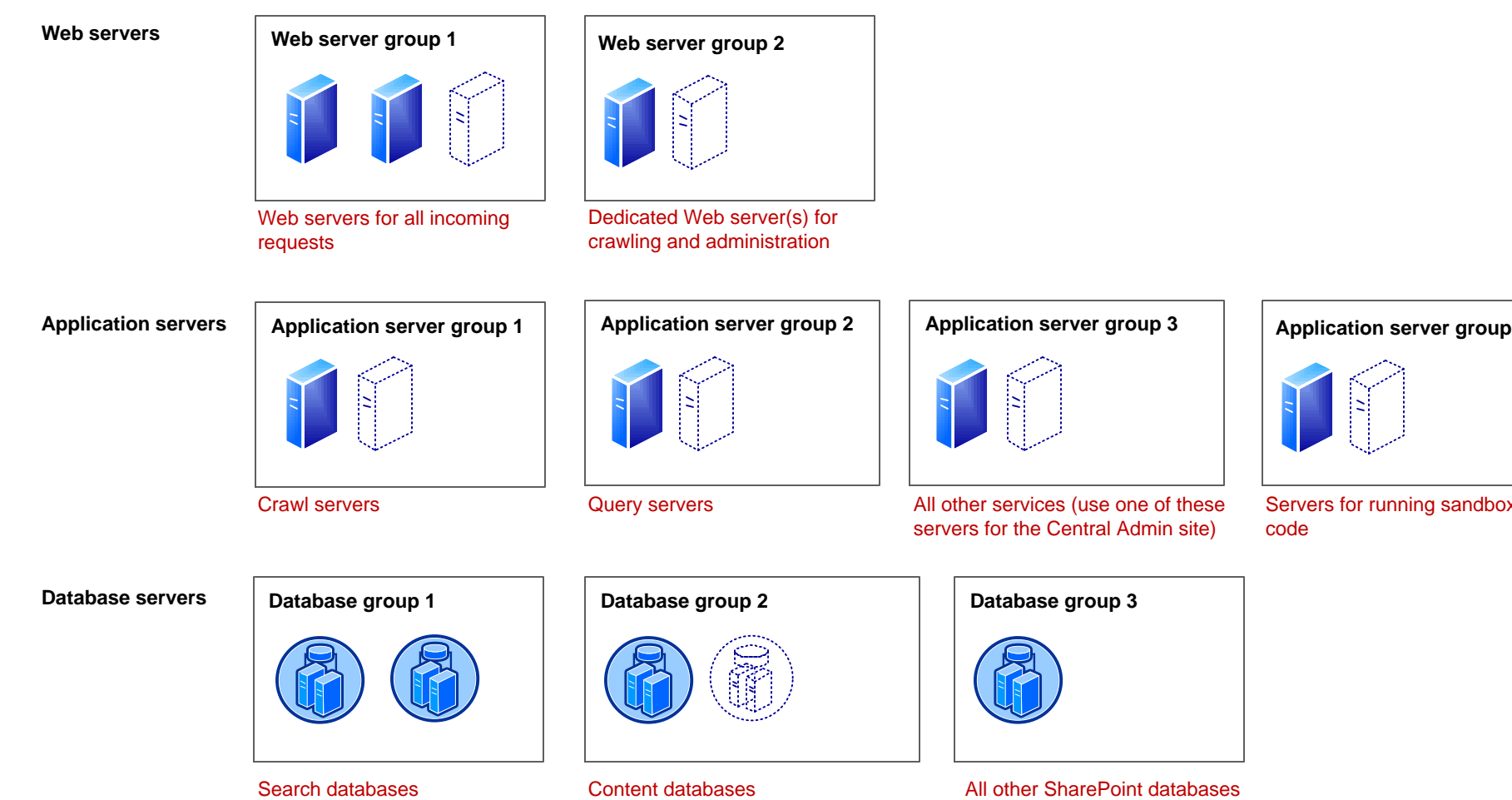
Medium topologies
The medium server farm illustrated is scaled for search to serve approximately 40 million items. Beyond this search scale, the recommendation is to deploy a dedicated search farm. Scale out all other services based on the utilization of other service applications and services within the farm and the volume of content the farm will host.



Large farm examples

Topologies with server groups

The recommendation for scaling out a large farm is to group service applications, services, or databases with similar performance characteristics onto dedicated servers and then scale out the servers as a group. The following topology illustrates a practical example of this concept. The red text lists one possible way to build server groups.



Small farm topologies

Small multipurpose SharePoint Server 2010 topologies
Description: Small farm architectures serve a larger number of users and scale out based on how heavily services are used. Because of the greater number of services, including client Web applications, more requests per user are expected in the new version compared with the old version.

