

# BusinessPerformancePoint Server 2007

Planen, Überwachen, Analysieren

**Dirk Beerbohm**

Technology Sales Professional - BI  
Microsoft Corporation

# Agenda...

- Performance Point Server 2007
  - Überwachen (Monitoring)
  - Analyse
  - Planung
  - => „Corporate Performance Management“
- Architektur
  - Zusammenspiel der einzelnen Komponenten
  - SSIS – Anbindung an externe Systeme

# PPS 2007 ⇔ CPM ?

## Planung

- Was wird passieren ?
- Was soll passieren ?

## Überwachen

- Was ist passiert (historisch) ?
- Was passiert gerade ?

## Analyse

Warum ?



# Der Microsoft BI-Stack

Microsoft Sharepoint Server

END USER TOOLS AND PERFORMANCE MANAGEMENT APPLICATIONS

Microsoft Office

Microsoft Office PerformancePoint Server 2007

BI PLATFORM (RDBMS, ETL, OLAP, Reporting)

Microsoft SQL Server

Mainframe/  
Departmental  
Systems

ORACLE

IBM

SIEBEL

SAP

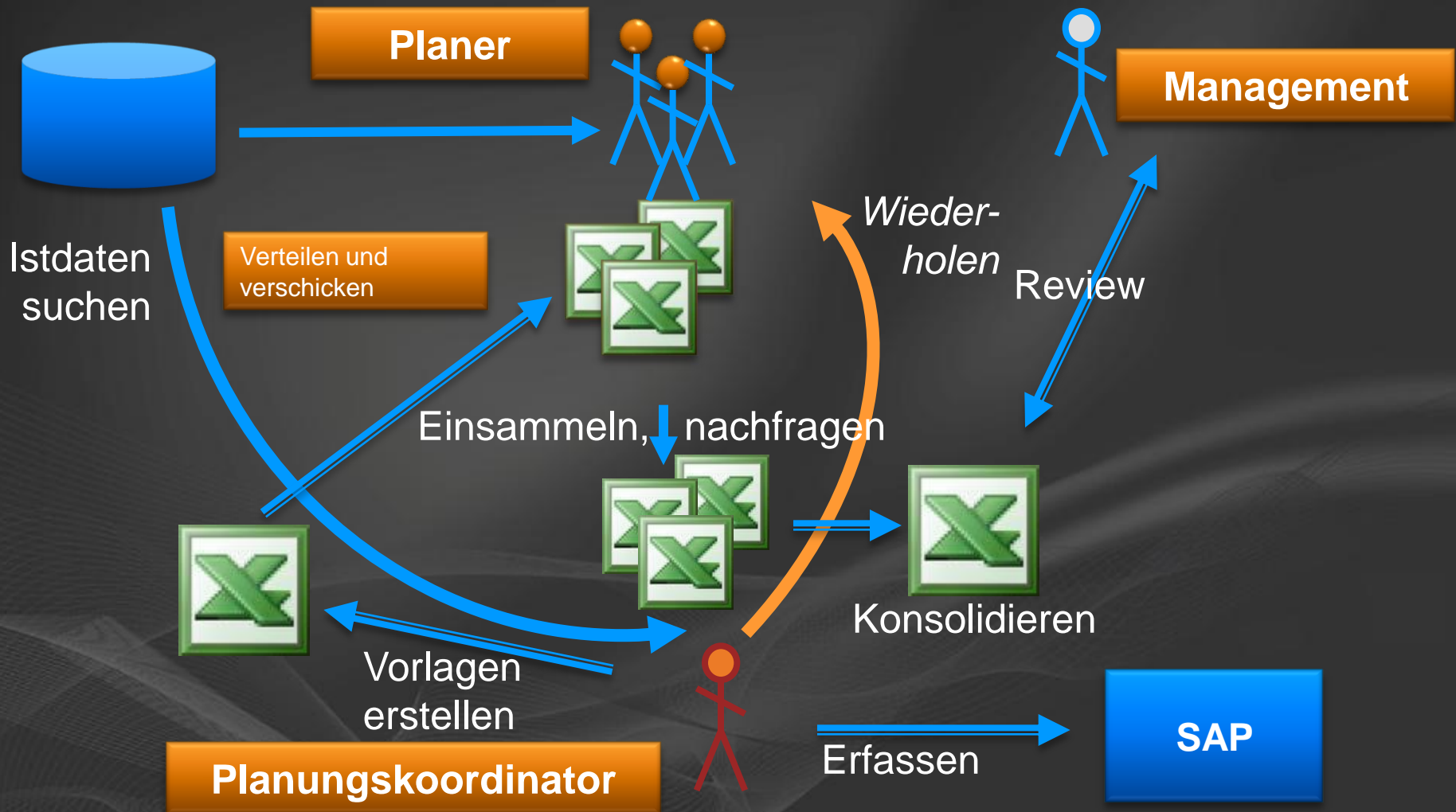
Microsoft Dynamics

# Planung

# Was wollen wir ?

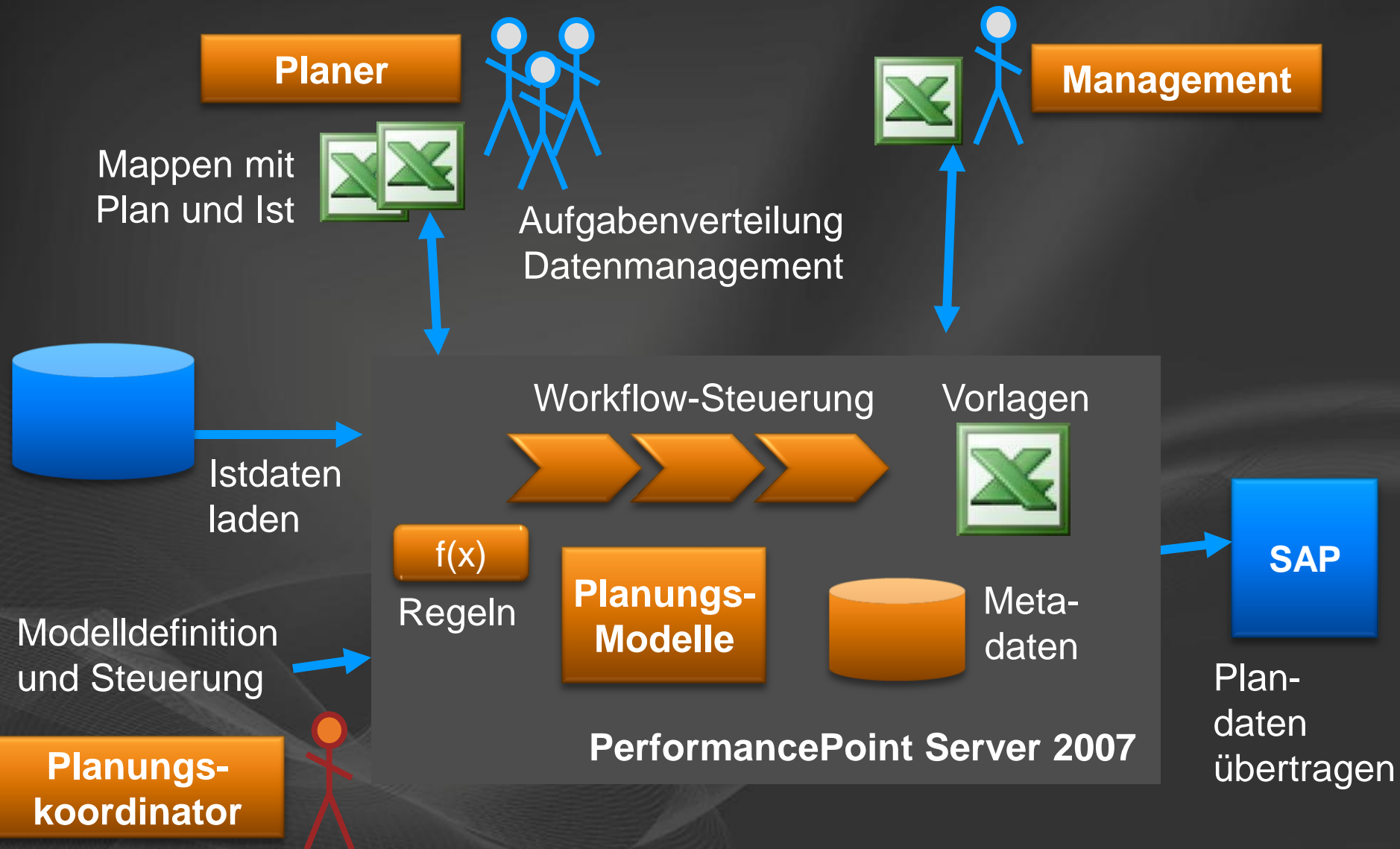


# Wie geschieht es heute?



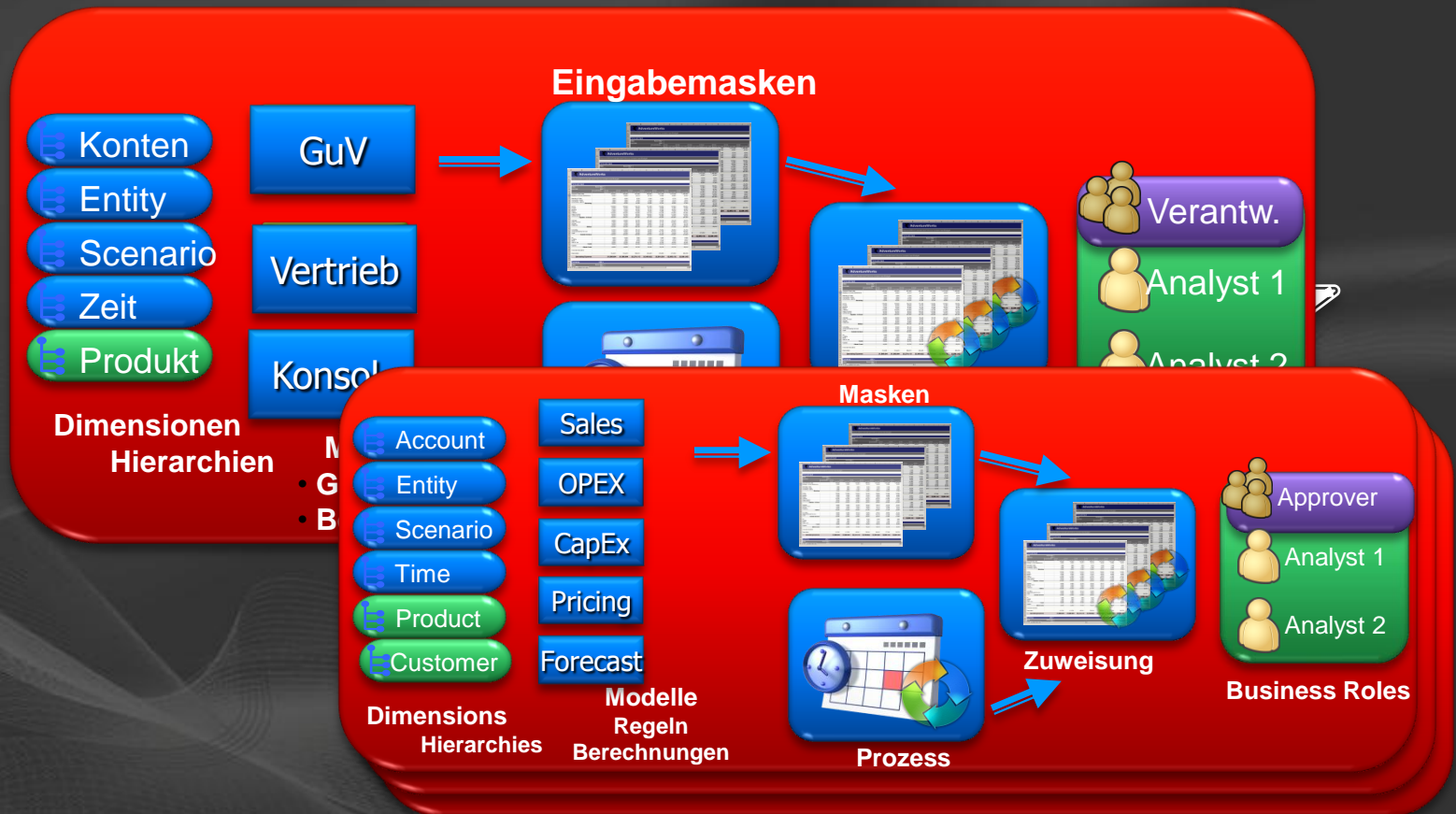


# The Microsoft way...





# Architektur

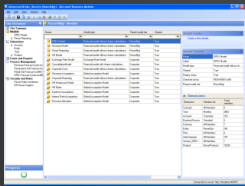


# Planung: Rollen

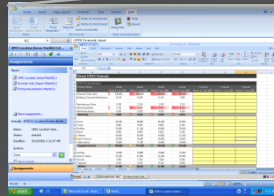
Analyst



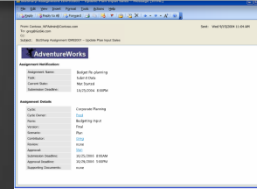
Users



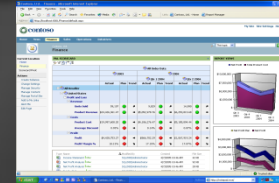
**Business Modeler**  
Erstellen der  
Applikation, Modellierung



**MS-Excel**  
Planen und Erstellen  
von Eingabemasken



**Outlook**  
Workflow und  
Benachrichtigung



**SharePoint**  
Zugriff auf relevante  
Informationen

**FINANCE**

**OPERATIONS**

**SALES**

**HR**



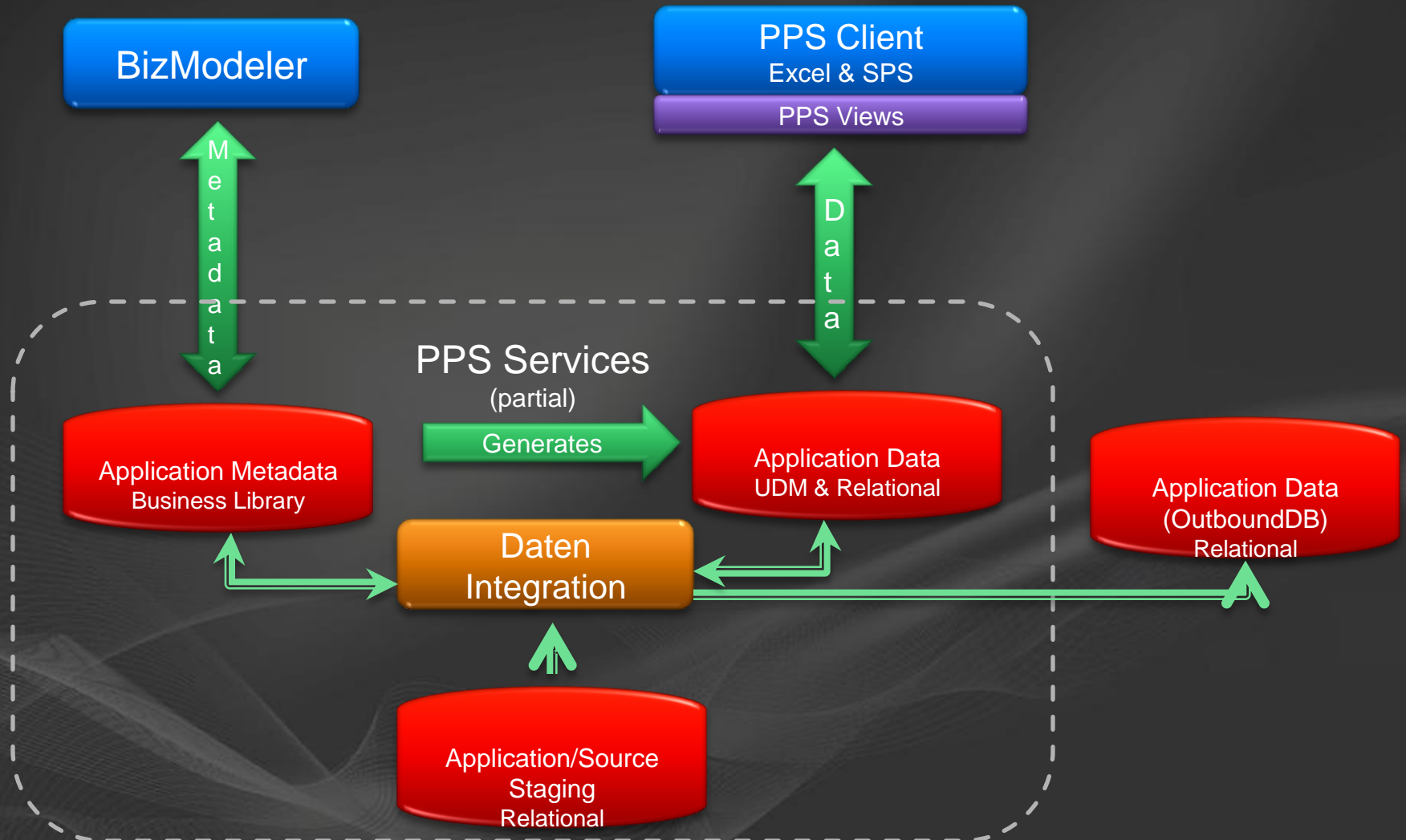
Microsoft®  
**Office PerformancePoint™**  
Server 2007

{Planung}

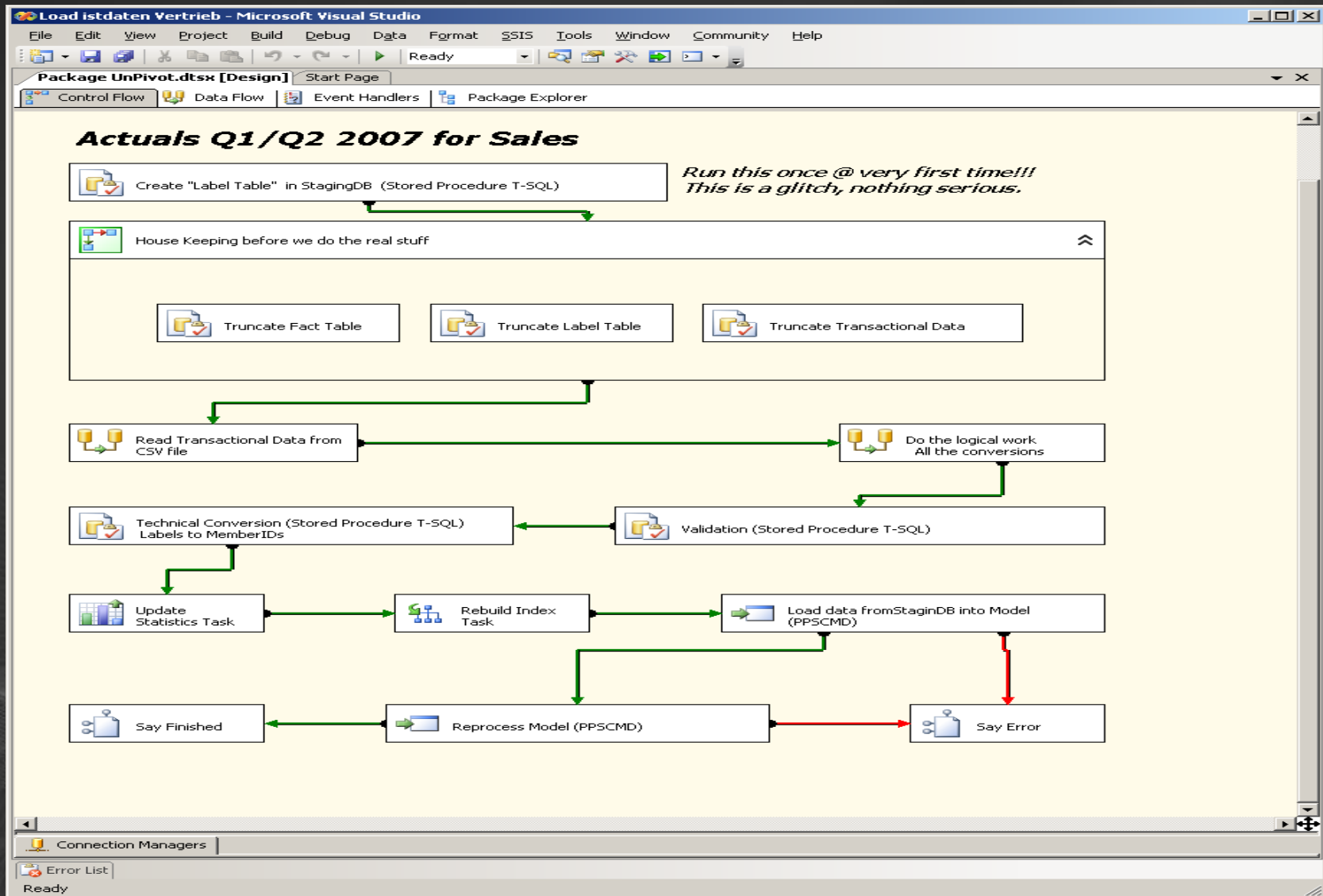
*Demo*

# Architektur Datenintegration

# Architektur



# Beispiel: Laden von Daten



# {Daten-Integration}

# *Demo*

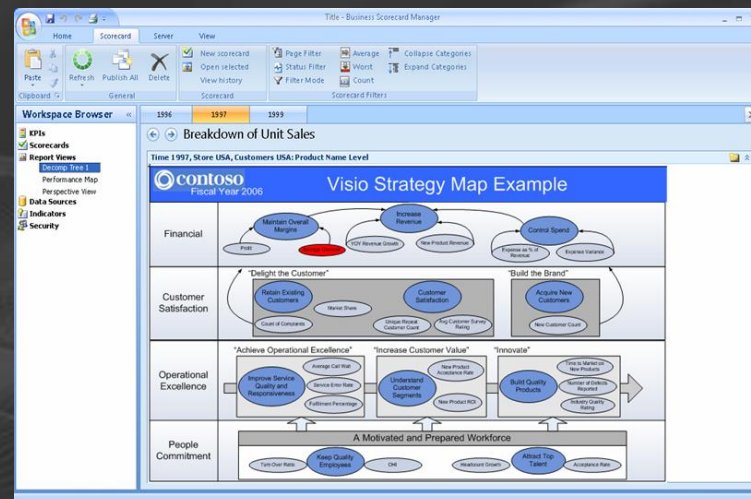
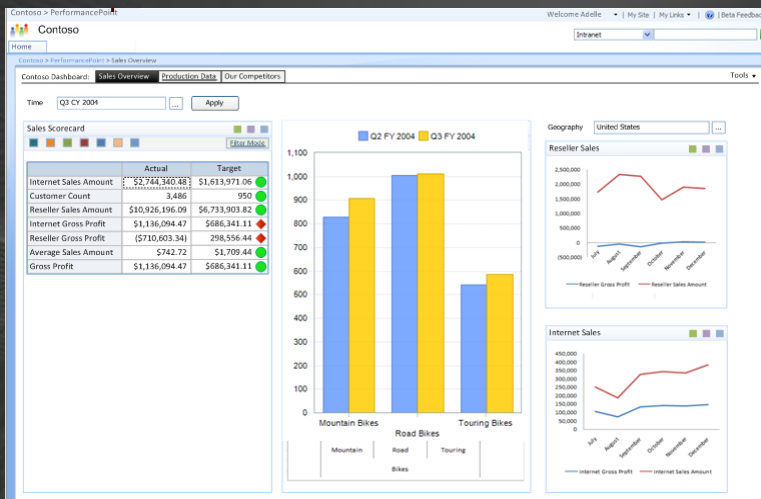


# Monitoring & Analyse

# Dashboards & Scorecards

- Präsentation in Microsoft Sharepoint
  - Scorecards
  - Dashboards
  - Reports

Location	A2	2005 Q1		2006 Q1	
		Actual	Default Target	Actual	Default Target
Outdoor Sales (SpList)		2	4	7	2
Increase Profit Margins		2	4	7	2
Profit (SpList)		2	4	7	2
Backpacks		\$1.26	\$20.56	\$2.43	\$31.30
Bicycle		\$1.43	\$19.39	\$3.87	\$40.78
Clothing		\$0.85	\$7.37	\$0.96	\$10.88
Guidebooks		\$3.73	\$36.38	\$2.68	\$28.16
Hiking boots		\$0.24	\$5.72	\$0.23	\$3.41
Rations		\$1.06	\$11.72	\$5.03	\$65.96
Skis		\$0.93	\$21.36	\$1.87	\$23.57
Snowboards		\$0.85	\$15.47	\$3.01	\$25.34
Tent		\$0.57	\$5.50	\$1.85	\$12.54

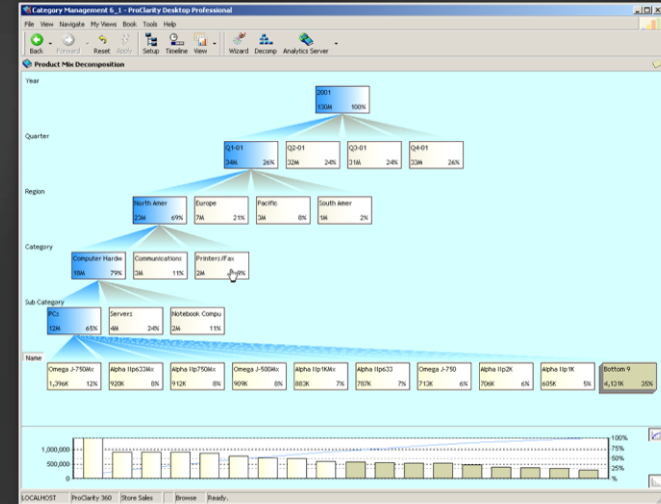
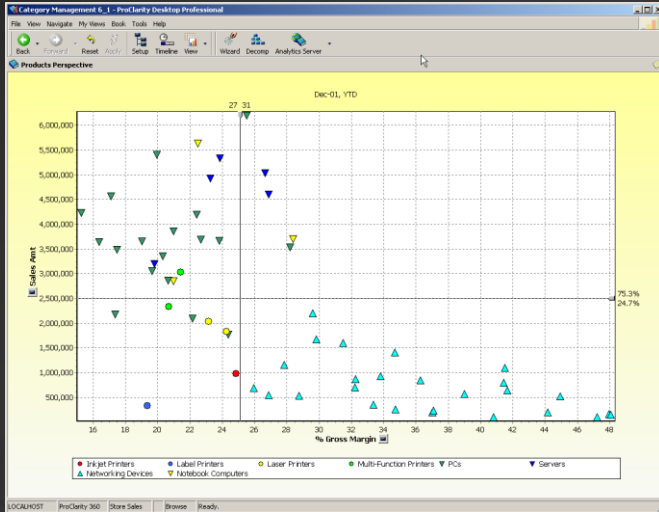


# {Monitoring & Analyse}

# *Demo*

# Tiefergehende Analyse

# ProClarity



- Finden von Ausreißern
- Begründen
- Detaillierte Überblicke
- ProClarity in PerformancePointServer 2007

{Detail-Analyse}

*Demo*



# **Microsoft®**

*Ihr Potenzial. Unser Antrieb.*

© 2007 Microsoft Corporation. All rights reserved. Microsoft, Windows, Windows Vista and other product names are or may be registered trademarks and/or trademarks in the U.S. and/or other countries. The information herein is for informational purposes only and represents the current view of Microsoft Corporation as of the date of this presentation. Because Microsoft must respond to changing market conditions, it should not be interpreted to be a commitment on the part of Microsoft, and Microsoft cannot guarantee the accuracy of any information provided after the date of this presentation. MICROSOFT MAKES NO WARRANTIES, EXPRESS, IMPLIED OR STATUTORY, AS TO THE INFORMATION IN THIS PRESENTATION.