

Xbox One Packing Instructions



SEND

Please remove all accessories. Only send the console.




DO NOT SEND



Controllers



Power supply



Games or DVDs



USB




Messenger kit



Headset

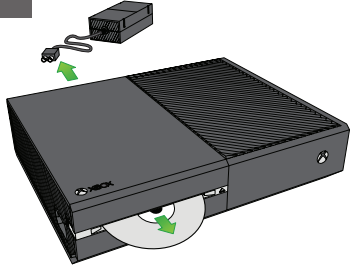


Kinect



HDMI cables

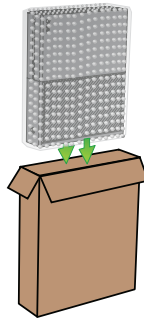
1



- Disconnect your power supply, Kinect and all accessories from the console.
- If a disc is stuck in the tray, please go here for instructions.

<http://support.xbox.com/en-US/xbox-360/disc-drive/manually-eject-disc>

2



- Obtain a delivery box and bubble wrap
- Wrap your console with bubble wrap and put the console in the box.
- Make sure that the console fits snugly to reduce possible delivery damage. Microsoft is not responsible for any postage damage.

3



- Seal the box with packing tape.
- Attach the delivery label to the box.
- Write down the tracking number from the delivery label.
- You can visit <https://myservice.xbox.com/> to check your repair status at any time

4



- Deliver the package and keep your delivery receipt.
- You are responsible for any pick up charges.