



XBOX 360®

XBOX
LIVE®



HALO 3

M

Gaming experience
may change online;
Moderate science
fiction violence

! WARNING Before playing this game, read the Xbox 360® Instruction Manual and any peripheral manuals for important safety and health information. Keep all manuals for future reference. For replacement manuals, see www.xbox.com/support.

Important Health Warning About Playing Video Games

Photosensitive seizures

A very small percentage of people may experience a seizure when exposed to certain visual images, including flashing lights or patterns that may appear in video games. Even people who have no history of seizures or epilepsy may have an undiagnosed condition that can cause these "photosensitive epileptic seizures" while watching video games.

These seizures may have a variety of symptoms, including light-headedness, altered vision, eye or face twitching, jerking or shaking of arms or legs, disorientation, confusion, or momentary loss of awareness. Seizures may also cause loss of consciousness or convulsions that can lead to injury from falling down or striking nearby objects.

Immediately stop playing and consult a doctor if you experience any of these symptoms. Parents should watch for or ask their children about the above symptoms—children and teenagers are more likely than adults to experience these seizures. The risk of photosensitive epileptic seizures may be reduced by taking the following precautions: Sit farther from the screen; use a smaller screen; play in a well-lit room; and do not play when you are drowsy or fatigued.

If you or any of your relatives have a history of seizures or epilepsy, consult a doctor before playing.

Classification Board (formerly Office of Film and Literature Classification)

The Classification Board is an independent censorship and statutory body responsible for classification of films, computer games and publications. Each rating is coloured and is clearly visible on the game packaging. The examples below display the three main components of a rating for computer games:

- Classification symbol
- Classification description
- Consumer advice, content descriptor of game.

Classification in Australia www.classification.gov.au



General. Content is very mild



Parental Guidance. Content is mild.



Mature. Content is moderate in impact.



Restricted. Content is strong.

Classification in New Zealand

www.censorship.govt.nz/censorship/censorship-film-labels.html

New Zealand's ratings differ slightly to Australia's. Products rated M or under may bear the Australian classification labels above but products with restricted content will bear the following New Zealand OFLC labels:



R15. Restricted to persons 15 years of age and over.



R16. Restricted to persons 16 years of age and over



R18. Restricted to persons 18 years of age and over



Restricted. Restricted to a particular class of persons, or for particular purposes.

HALO 3

TABLE OF CONTENTS

The Story So Far	2
Game Controls	4
Heads-up Display	6
Characters	8
Covenant Species	10
Weapons	12
Equipment	15
Vehicles	16
Basics	18
Multiplayer	20
Playing Co-op	24
Viewing Films	25
The Forge	26
Bungie.net	27
Xbox LIVE	28
The Xbox 360 Hard Drive	28
Credits	29
For Customer Support	33

THE STORY SO FAR

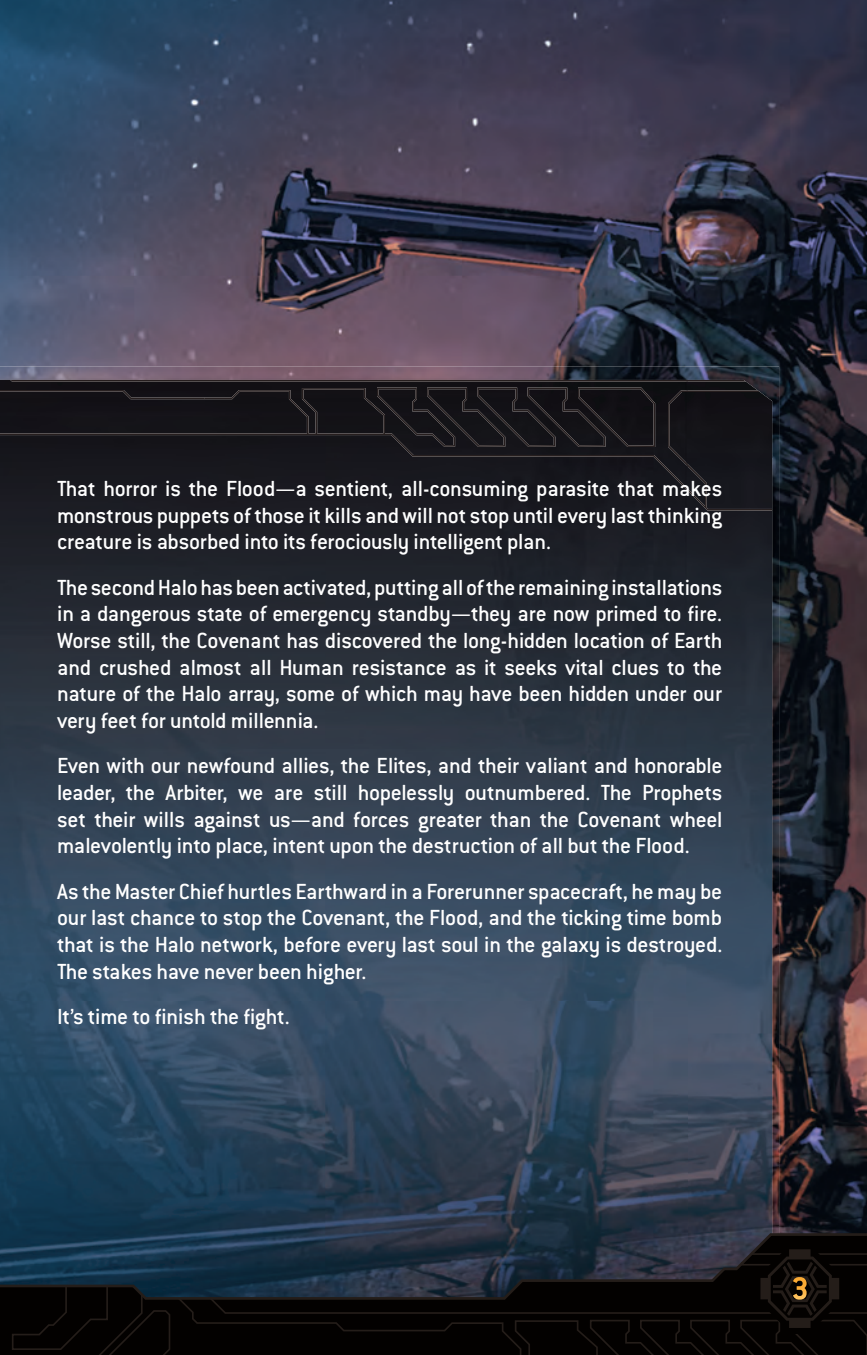
It is the year 2552. Humanity has long been at war with the terrifying alien civilisation that collectively calls itself the Covenant. This monstrous conglomerate of warlike species sees Humanity as a form of heresy against their religion—a religion based in the single-minded belief that a Great Journey awaits its faithful and that this Journey can be embarked upon by firing an array of vast ringlike weapons scattered throughout the galaxy.

These immense terraformed rings, known as Halos, have been abandoned by their mysterious and long-vanished creators, the Forerunners.

This conflict, terrible and destructive though it is, has recently been complicated by a series of cascading events. One of these artificial worlds, these Halos, was discovered and subsequently destroyed by Human forces, led by Spartan-117—the Master Chief—the last fighting member of the legendary SPARTAN II military program and Humanity's last, best hope.

Conflict at a second Halo installation then ignited a galaxy-spanning conflagration as civil war erupted within the Covenant, driven by revelations that the Covenant leadership, the Prophets, had been deliberately deceiving its populace.

In truth, these Halos would not take the Covenant on a Great Journey but rather eradicate all sentient life in the galaxy—a last-resort defense against the most terrifying menace the galaxy has ever known—and a menace the deluded Covenant has reawakened for the second time in a hundred thousand years.



That horror is the Flood—a sentient, all-consuming parasite that makes monstrous puppets of those it kills and will not stop until every last thinking creature is absorbed into its ferociously intelligent plan.


The second Halo has been activated, putting all of the remaining installations in a dangerous state of emergency standby—they are now primed to fire. Worse still, the Covenant has discovered the long-hidden location of Earth and crushed almost all Human resistance as it seeks vital clues to the nature of the Halo array, some of which may have been hidden under our very feet for untold millennia.

Even with our newfound allies, the Elites, and their valiant and honorable leader, the Arbiter, we are still hopelessly outnumbered. The Prophets set their wills against us—and forces greater than the Covenant wheel malevolently into place, intent upon the destruction of all but the Flood.

As the Master Chief hurtles Earthward in a Forerunner spacecraft, he may be our last chance to stop the Covenant, the Flood, and the ticking time bomb that is the Halo network, before every last soul in the galaxy is destroyed. The stakes have never been higher.

It's time to finish the fight.

GAME CONTROLS, DEFAULT

- 
- Throw Grenade / Use Secondary Weapon **LT**
 - Dual Wield / Reload or Swap Secondary Weapon / Select Grenade Type **LB**
 - View Multiplayer Score / Carnage Report **BACK**
 - Move / Strafe / Press to Crouch **LS**
 - Flashlight (Up) / Push to Talk (Multiplayer) **DPAD UP**

Film Controls

- LT** Left Trigger
Thrust (Flying Cam)
- RT** Right Trigger
Slow Motion/Fast Forward
- LB** Left Bumper
Move Down (Flying Cam)
- RB** Right Bumper
Move Up (Flying Cam)

- Y** Y Button
Flying Cam/Player Cam
- X** X Button
Hide/Show Control Pad
- B** B Button
Hide/Show HUD
- A** A Button
Play/Pause

- L** Left Stick
Move Camera / Press to Pan (Flying Cam)
- R** Right Stick
Look/Rotate Camera (Flying Cam)

- DPAD** D-Pad
Switch Players (Player Cam)



Forge Controls, Edit Mode

LT Left Trigger
Thrust

RT Right Trigger
Hold to Rotate Selected Item

LB Left Bumper
Move Down

RB Right Bumper
Move Up

L Left Stick
Move/Rotate
Selected Item

R Right Stick
Look/Rotate
Selected Item

Y Y Button
Delete Item

X X Button
Inventory/Item Options

B B Button
Hold to Drop Selected Item

A A Button
Pick Up/Drop Item

D-Pad
Play/Edit Mode

HEADS-UP DISPLAY (HUD)

Graphically projected onto your visor, the HUD shows the weapons, grenades, and equipment you're carrying, your shields and health status, the proximity of friendlies and hostiles, and various indicators for events and pathfinding.

1. GRENADES

To cycle through your grenades, press **LB**. The selected grenade will be outlined in blue. You cannot use grenades while dual-wielding. The number of each grenade type you have is indicated to the left of its icon. If you run out, its icon will be gray until you replenish your supply.

2. EQUIPMENT


You can carry one piece of equipment at a time. Press and hold **RB** to swap your current equipment with a newly located piece. Equipment is deployed at your present location by pressing **X**.

3. SHIELDS

Your shield indicator will show solid blue when in an optimal state and will flash red when fully depleted.

4. MOTION TRACKER

MJOLNIR Mark VI armor has limited motion-detecting capability. It can differentiate between friendly (yellow), hostile (red), and waypoint (white) entities. Multiplayer teammates speaking nearby will show a voice indicator to help you locate them. Elevation is not distinguished on the tracker, so use your instincts to locate enemies above or below you. A slow-moving or stationary target will not appear on the motion tracker, but this limitation applies to opponents' motion-tracking devices, too. Use this to your advantage when sneaking up on an enemy.





5. WAYPOINT

A waypoint shows the direction of your next objective or destination. In multiplayer games, it indicates the location of game objectives such as flags and VIPs.

6. WEAPONS AND AMMO/CHARGE

The weapon you are currently using and the ammo or charge it contains are shown above the icon that indicates your secondary weapon. When running low on ammo or charge, your current weapon icon will flash red: Either reload ammo (press **RB**) or switch weapons (press **Y**) at this time.

7. MULTIPLAYER INFORMATION


In multiplayer games, the voice communication indicator and game-specific scoring information will be displayed in the lower-right corner of your screen. For more information on the voice communication modes, see page 22.

CHARACTERS




Spartan-117: The Master Chief

The Master Chief is the last of the elite SPARTAN II soldiers. These genetically superior, highly trained super-soldiers stand nearly 7 feet tall and, in MJOLNIR Mark VI powered assault armor, weigh almost 1000 pounds. Spartan-117 is an expert in all weapons and combat systems and can run faster, jump higher, and hit harder than any normal Human. Honed by years of battlefield experience, he has an unparalleled natural talent for war.



The Arbiter

The disgraced Commander of the Covenant Fleet of Particular Justice was stripped of his rank and forced to don the ancient Armor of the Arbiter—an Elite custom where a warrior is sent on a suicide mission to claim great honor in death. The Arbiter discovered, however, that the Covenant's Great Journey was a lie and he subsequently started a civil war that has shaken the foundations of the Covenant. The Arbiter's people, the Elites, have joined Humanity's struggle against the rest of the Covenant.




Cortana

The UNSC's most sophisticated AI, Cortana is the onetime shipboard intelligence of the Halcyon-class cruiser *Pillar of Autumn*. After helping to destroy the first Halo, she was lost during events on Delta Halo. Her last known location was aboard the Flood-infested Covenant capital ship *High Charity*, in the thrall of the Flood. Cortana is the only link to the incredible secret of Halo. She must be saved.

The Prophet of Truth

The deluded leader of the Covenant, this zealot is forcing his civilisation down a suicidal path. He intends to activate the Halo and will sacrifice anything or anyone to do so. The Prophet believes he can follow the Forerunners to their mysterious final destination and share their ancient and unlimited power. He now knows that the secret to this power may lie in the ancient sands of Earth.



Gravemind

The virulent Flood spreads by absorbing sentient creatures. When it reaches a certain critical mass, it develops a centralised intelligence known as a Gravemind. It was destroyed once before by activation of the Halo array, but it will not be stopped this time in its campaign to consume every thinking creature in the galaxy. The Gravemind now roams free aboard the former Covenant ship *High Charity*.



Sergeant Johnson

Sergeant Major Avery Johnson is the battle-hardened and longtime cohort of the Master Chief. An excellent soldier and unmatched marksman who's seen more than his fair share of combat, no other Human knows the Master Chief like Johnson does. Johnson is never more at home than in the thick of battle and he will do anything for his men and his homeland.




Commander Miranda Keyes

Commander Miranda Keyes now finds herself in the unenviable position of coordinating post-invasion resistance on a battered and occupied Earth. Her father, Captain Jacob Keyes, died on Halo as one of the first Human victims of the Flood. Her dedication to duty and raw ability have helped her avoid accusations of nepotism during her short but distinguished career.




COVENANT SPECIES



Grunts (Unggoy)

Tough, vicious, and capable with a wide range of Covenant hardware, Grunts are a significant military force. Their discipline, however, is hierarchy-reliant and dependant upon strong leadership and strength of numbers. Leaderless, they present significantly less resistance.



Prophets (San 'Shyuum)

The religious and political leaders of the Covenant, Prophets enforce a misguided theology based on the belief that firing the Halo array will herald some kind of sublimation event called the Great Journey. Physically frail, Prophets wield power through absolute command of Covenant (and scavenged) technology.



Jackals (Kig-ya)

Physically less powerful than some other Covenant species, Jackals are employed mainly as sharpshooters thanks to their excellent vision and dexterity. Their lack of physical durability means they often employ energy shields during combat. Countersniping them takes extraordinary skill.




Drones (Yanme'e)

These flying, insectile warriors serve almost exclusively as professional soldiers rather than conforming to Covenant societal norms. Their ability to fight on the wing makes them an excellent strategic weapon against ground-based opponents.

Brutes (Jiralhanae)

A shift in Covenant hierarchy at the time of the Elite insurrection elevated Brutes to a position of military command. The Brutes wasted no time in applying their pack and Alpha male mentality to their new Covenant role. They are powerful, dangerous, and prone to acts of berserker violence.



Elites (Sangheili)

Formerly the ruling military class of the Covenant, Elites are proud fighters with a valiant history. Their recent split from the Covenant was sparked by religious differences, but the schism runs deeper than that. Elites now ally with their former Human foes in part because of a deep-seated resentment of Prophet rule and in part because they understand the scale of the Flood threat.



Hunters (Lekgolo)

Hunters are actually an assemblage of wormlike entities that create a communal, armor-plated form. They always fight in pairs, are the strongest Covenant fighting units, and wield powerful Plasma Cannons. Their political motivation is completely unknown.



WEAPONS

Spartans are trained to use any weapon found on the battlefield—Human or otherwise. This training and philosophy means that resupply is always just one victory away. Efficient and deadly, Spartans often look at opposing forces as a kind of mobile weapons cache.

UNSC Weapons



PISTOL*
M6G
12 Rounds/Magazine



SUBMACHINE GUN*
M7/CASELESS
60 Rounds/Magazine



SHOTGUN
M90A CAWS
6 8 Gauge Shells



SNIPER RIFLE
SRS 99D AM
4 Rounds/Magazine

Covenant Weapons



PLASMA PISTOL*
100–150 kV, 2–3 dA



PLASMA RIFLE*
420–600 Rounds/Minute (variable)



CARBINE
36 Rounds/Magazine



BRUTE SHOT
6 Rounds/Belt



ASSAULT RIFLE
MA5C ICWS
32 Rounds/Magazine



BATTLE RIFLE
BR55HB SR
36 Rounds/Magazine




ROCKET LAUNCHER
M41 SSR MAV/AW
2 HE Rockets/Launch Assembly



SPARTAN LASER
WAV M6 GGNR
5 Shots/Charge



BRUTE SPIKER*
48 Spikes/Magazine



NEEDLER
30 Needles/Caddy



BEAM RIFLE
18 Shots/Charge




ENERGY SWORD
10 Uses/Charge

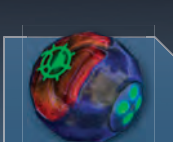
* DENOTES WEAPONS THAT CAN BE DUAL-WIELDED

Grenades

You can carry a maximum of two of each grenade type at a time. Press **LB** to switch between available grenade types when not dual-wielding.



FRAG GRENADE
M9HE-DP Fragmentation
Kill Radius: 5m
Casualty Radius: 15m



PLASMA GRENADE
Type-1 Antipersonnel
Kill Radius: 4m
Casualty Radius: 12m



SPIKE GRENADE
Type-2 Antipersonnel
Kill Radius: 3m
Casualty Radius: 11m

Support Weapons

A turret is typically activated by pressing **RB**. A Spartan, however, is strong enough to tear off these weapons (press **B** while using the turret) and use them almost like rifles. When detached, these weapons have limited ammunition capacity.



PLASMA CANNON
Type-52 Automatic Plasma Cannon
200 Shots/Charge



MACHINE GUN
AIE-486H HMG
200 Rounds/Belt



MISSILE POD
LAU-65D/SGM-151
8 Guided Missiles/Charger

EQUIPMENT



UNSC and Covenant forces have recently deployed powerful new combat equipment to all fronts in the war. Once you pick up a piece of equipment, you can activate it by pressing **X** or swap it with a different piece of equipment by holding **RB**. Note: Some equipment is activated immediately upon acquisition.

Here are a few of the many equipment options you'll encounter in the field:



BUBBLE SHIELD

This globular local-radius energy shield deflects all projectile weapons and thrown grenades. Its effect is short-lived, and it can be penetrated by simply walking through its field. The generator itself is very fragile once deployed.



TRIP MINE

This pressure-sensitive explosive can be set off by any contact with a physical object or by close contact with vehicular gravitational or energy fields. Trip Mine explosive power is significant, and mines should be handled with extreme caution.



GRAV LIFT

This basic tool use of the gravity field generators found on Covenant vehicles provides a short-range lift allowing the easy vertical elevation of beings, objects, and even vehicles.

VEHICLES

UNSC Vehicles



MONGOOSE

Crew: 2

Weaponry: No Armament



WARTHOG LRV/LAAV

Crew: 2 (+ 1 gunner)

Weaponry: Variable



SCORPION

Crew: 1 (+ 1 gunner and 4 jumpseats)

Weaponry: 90mm High-Velocity Cannon,
7.62mm Machine Gun



HORNET

Crew: 1 (+ 2 jumpseats)

Weaponry: 2 Class-2 Guided Munitions
Launch Systems



PELICAN

Crew: 1 (+ 10 in cargo hold)

Weaponry: Variable

Covenant Vehicles

GHOST

Crew: 1

Weaponry: Twin Plasma Cannons
(100–250 kW range)



SHADE

Crew: 1

Weaponry: 2 Class-2 Energy



WRAITH

Crew: 1 (+ 1 gunner)

Weaponry: Plasma Mortar,
Dual Auto-Firing Plasma Cannons



BANSHEE

Crew: 1

Weaponry: 2 Class-2 Energy,
1 Class-2 Projectile



PHANTOM

Crew: 1 (+ 2 gunners and 24 in cargo hold)

Weaponry: 3 Class-2 Energy



BASICS

Game Lobbies

A game lobby is the starting point for all gameplay, map editing, and film viewing in *Halo 3*. Each lobby gives you the option to select **Switch Lobby** and move yourself (and friends, if you are in a Party) to a different game lobby. Lobbies also let you change your network mode between **Xbox LIVE**, **System Link**, and **Local**. These are the five game lobbies:

- **CAMPAIGN**

Continue the adventure of the Master Chief, taking on the might of the Covenant alone or with some help in cooperative combat. Co-op matches let players team up and coordinate attacks against their foes, sharing vehicles or competing for points in Campaign Scoring mode.

- **MATCHMAKING**

Make every online match competitive through automatic grouping of players with similar skill levels in playlists dedicated to the most popular game types. Requires an Xbox LIVE® Gold Membership.

- **CUSTOM GAMES**

Create a private match or customise your own multiplayer games by changing numerous game and player settings. For example, if you want to make a punishing variant of the new Infection game type, you can arm the Humans with just grenades and pistols to fight off a lightning-fast Alpha Zombie with vampiric shields. Good luck, Humans!


- **FORGE**

Arrange objects, equipment, and hazards within the predefined geometry of any *Halo 3* multiplayer level. Although this may sound simple, the subtlest change can have a dramatic effect on gameplay. Map variants can be created either alone or in tandem with friends over Xbox LIVE or system link.

- **THEATRE**

View, edit, and take screenshots from films of campaign and multiplayer games using any possible combination of camera angles. *Halo 3* players with an Xbox LIVE Gold Membership can store films and screenshots online and share them with friends.

Your Settings

Your Settings lets you access your in-game identity, player settings, and file sharing options from any game lobby or right in the middle of battle. To view Your Settings, press  at any time. Your Settings is divided into Media and Settings sections.

MEDIA

BUNGIE FAVORITES	Get hot new maps, game types, films, and screenshots ... straight from Bungie to you.
FILE SHARE	Manage the films, film clips, screenshots, maps, and game variants you want to share through Xbox LIVE. Requires an Xbox LIVE Gold Membership.
SCREENSHOTS	Flip through your scrapbook of pain, including shots from your own game films and shots downloaded from friends.
ACTIVE TRANSFERS	Review current and pending file transfers.
MARKETPLACE	Visit the Xbox LIVE Marketplace for Halo-related files, game demos, and more.
BUNGIE PRO	Join Bungie Pro to upgrade your File Share capacity on Xbox LIVE.

SETTINGS

GAME CONTROLS	Set button, control stick, and crouch preferences.
APPEARANCE	Pick your Service Tag, gender, and armor details.
VOICE COMMUNICATION	Control how and when you hear friendly and enemy voices during matchmaking games.
SCREEN SETTINGS	Set subtitle and screen brightness options.

MULTIPLAYER

Every major game type in *Halo 3* now has a multiplayer component. This includes Campaign, traditional multiplayer, map editing, and even watching films of saved games. Every aspect of *Halo 3* can now be enjoyed with friends. You can experience all these *Halo 3* multiplayer modes on Xbox LIVE, system link over a local area network (LAN), or split screen on one Xbox 360® console. To select your network mode, pick **Network** from within any game lobby, and then select **Xbox LIVE**, **System Link**, or **Local**.

An Xbox LIVE Gold Membership is required to search for and host games on Xbox LIVE.

Creating or Joining a Party



A *Halo 3* party is a group of players who throw their collective weight around in Xbox LIVE, system link, or local multiplayer for as long as they choose to stay together. Parties can be created in a number of ways, including joining opponents you've met through matchmaking, hosting a party from the **Custom Games** lobby for a private battle, and asking your roommate to join you in the **Forge** to create the perfect map.

Starting a party is as easy as picking the lobby for the game type you want and setting your network mode. Just like that, you're now the leader of a one-Spartan party. Well done!

As the Party Leader, you decide how large or small you want your party to be, who you invite and allow to join your party, whether or not to join up with other parties.

To find more party members, press **Y** from any game lobby to bring up your friends list. From your friends list you can check out your friends' **Service Records** and join their current parties or invite them to join yours.

Xbox LIVE Privacy

Halo 3 has several options for privacy when playing on Xbox LIVE. From any lobby, select **Network** and then under Xbox LIVE select **Open Party**, **Friends Only**, or **Invite Only**. **Open Party** allows friends and any recent player to join your party. **Friends Only** will allow only friends of any current party member. **Invite Only** is the most private setting, and requires an invite from someone in your party to join.

Finding a Game

Use the **Matchmaking Lobby** to automatically find opponents of your skill level. After you pick a playlist, the matchmaking service will compare your rating and skill level (or the average rating and skill for your party) against everyone else in that playlist. Playlists are divided into ranked and social lists of the most popular solo and team game types. Ranked playlists have some restrictions to keep the playing field level (no guests, and no parties larger than team size for that playlist) but it is only by playing in ranked matches that you can raise your skill level and reach the highest ratings of the UNSC.

System Link

To host or find a system link game, go to the **Network** menu and choose **System Link**. System link games are listed in the game browser. Selecting a game in the browser shows you the details for that game and gives you the option to join if the game is not private or full and your player stats allow.

Xbox LIVE Connection Information

For more information about networking issues while playing *Halo 3* on Xbox LIVE, visit www.bungie.net/router.

Creating a Custom Game

Set up your game by selecting game and map options in the **Custom Game Lobby**. When creating a game on Xbox LIVE, you can restrict it using privacy options in the **Network** menu. See “Xbox LIVE Privacy” on page 21 for more privacy options.





Game Types


Halo 3 includes all your favorite game types along with some new ones. Here are their default objectives.

- **VIP:** Protect your VIP from the other team—and slaughter theirs.
- **Slayer:** Kill, kill, kill opponents!
- **Oddball:** Hold onto the ball for as long as you can.
- **Capture the Flag:** Score points by capturing the flag and returning it to your team's base.
- **Assault:** Score points by detonating bombs in the other team's base.
- **Infection:** Score points for killing Flood or infecting Humans.
- **Juggernaut:** Be the Juggernaut—if you are, everyone is out to get you.
- **King of the Hill:** Control the hill for the longest time.
- **Territories:** Score points by controlling territories on the map.

Voice Communication

During multiplayer games, the following voice communication indicators will appear on your HUD to show the current voice mode:

	Open Chat: The voice channel is always open in smaller games. Just speak and you'll transmit your voice to other players.
	Push to Chat: This icon will appear when you need to press a button to broadcast your voice to other players. This is necessary in larger games.
	Your microphone is transmitting.
	Voice communication is not allowed.


Visit game control settings to choose different controller configurations for push to chat. By default this is mapped to .

Creating a Custom Game Variant

To create your own unique game type, press **X** at any time in the **Custom Games Lobby**. The **Game Options** menus will display all customisable game elements based on the base game type selected. Customisable elements include victory conditions, vehicle and weapon placements, player attributes, and social settings such as friendly fire options.

You can save your favorite custom games for later use through the **Game Options** screen or after selecting the custom game from the **Recently Played** games list in the **Games** menu. Saved custom games can be uploaded to your **File Share** so you can share them with friends on Xbox LIVE.

Carnage Report

After every battle you can press  to view the **Carnage Report**, which provides all game stats as well as the **Service Record**, **File Share**, and gamer cards of all players from that game. Select a player's name and press **A** from the **Carnage Report** to view their medals and **Player Carnage** details.

Spartan Ratings

Play in **Matchmaking** to earn a Spartan Rating. You'll start out as a raw recruit in the enlisted ranks and if you stick with it you can earn your way to the officer ranks. Enlisted ratings require Experience (EXP), which you earn by doing well in ranked and social playlists. Officer ratings require you to reach a "Highest Skill" milestone in addition to earning the required EXP. You must play (and win) in ranked playlists in order to raise your skill level.



RECRUIT



SERGEANT



LIEUTENANT

Visit www.bungie.net for a more detailed explanation of the Spartan rating system and its use in matchmaking.

File Share

Your **File Share** is a dedicated space, hosted on Bungie servers but accessible from within *Halo 3*, that allows you to store and share game files with other *Halo 3* players. You can upload game films, film clips, screenshots, map variants, and custom game types to your **File Share** and then recommend them to others so they can appreciate your creative skills. You can also check out any other *Halo 3* player's **File Share** by highlighting their name from within a game lobby and then pressing **A** to bring up their **Player Details**.

For more information on **File Share** options and space limitations, visit www.bungie.net.

Playing Co-op

Visit the **Campaign Lobby** to start or continue the *Halo 3* campaign in cooperative mode. In co-op mode, players work together to plan and coordinate attacks, operate vehicles, and fight as a team to defeat the Covenant threat. Co-op play completely changes the pace, the rules, and the feel of the game. It is highly recommended that in co-op mode players select one of the higher difficulty levels such as Heroic or Legendary.

Campaign Scoring

Co-op and single-player games now keep track of kill counts, weapons used, and other battle stats for each player so you can finally prove which of your co-op teammates is the meanest Spartan around. To access **Campaign Scoring** options, press **X** from the **Campaign Lobby**. When **Campaign Scoring** is turned on, scores will be displayed in the lower-right corner of your screen and stats will be displayed in a **Carnage Report** shown at the end of each level.




VIEWING FILMS

The **Theatre** allows you to watch, edit, rename, take screenshots from, and share your saved films. Every time you play a game in *Halo 3* you can save a copy of that game to watch later in the **Theatre**. Films are broken up into categories by type, so you'll have Campaign, Multiplayer, and Forge films, as well as Film Clips.

Once you start up a saved film, prepare to experience *Halo* like never before. You're no longer playing the game, instead you're driving the camera to watch each encounter in any way you want. Follow the person who saved the film in first person, tag along with anyone in third-person view, or break out into flying camera mode and move around freely to get a closeup of a particularly humiliating assassination. Total camera control is now yours.

And what if you want the world to see your Spartan Laser triple kill but maybe not the grenade suicide you suffered during your victory celebration? No problem, just cue your film to the right moment and with a few button presses you can record and save a new Film Clip showing your own cinematic perspective on the action. Film Clips are also a great way to save and study strategies from opponents you face online.



When viewing a film in the **Theatre**, press **X** to show/hide the **Theatre Control Pad** and  for an overview of the camera controls.



For more information on saving, viewing, and editing films, visit www.bungie.net.


THE FORGE


The **Forge** is a new game mode that allows you to tweak, create, or even destroy the objects present on any multiplayer map. In short, welcome to world domination!


Although you may move and fight freely as a player in the **Forge**, the real work is done in **Edit Mode**. Pressing  Up will switch you into **Edit Mode**, where you gain the ability to manipulate the objects (weapons, vehicles, map objectives, and more) around you. Pressing  Up again will switch you back into **Player Mode** so that you can test the changes you have made.

Reshaping a map can be a lot of work, so you may wish to enlist the aid of other players in the **Forge**. Up to eight players may join a **Forge** game over system link or Xbox LIVE, and up to four players can build together in local splitscreen mode. Cooperate with your friends to make the work go faster, but don't forget to throw a fusion coil at them from time to time ...

Here are a few tips to help you get started:

- You are assigned a set budget for adding items to each map, and if you run out of credit you can delete default map objects and get a few credits back.
- Not all objects (vehicles, in particular) are available for use in all maps.
- Press  when you have an object highlighted to learn more about the object and what options you can select for its properties on the map.

When you're done reshaping the world, remember to save your new Map Variant by pressing  and selecting **Save Map**. Then, try your new map out in the **Custom Game Lobby** or upload it to your **File Share** to share it with your friends.

You can review **Forge** controls and other options by pressing  at any time during a **Forge** game session.

Visit www.bungie.net for further information on using the **Forge**.

BUNGIE.NET

Bungie.net is a community, a constantly updated source of *Halo* information, and a centralised resource for your online *Halo 3* history.

Features and functionality available on the site include extended postgame carnage reports, providing detailed information about who killed whom with what, and where. Bungie.net also lets you view and share high-resolution in-game screenshots from your **File Share** so you can build and edit a gallery of your favorite *Halo 3* moments and share it with the world.

You can also view, rate, and recommend other items from friends or your own **File Share**. You can queue downloads of cool movies or game variants to your Xbox 360 console, automatically receiving them next time you log into *Halo 3*. But that's just scratching the surface—Bungie.net will also let you view your lifetime aggregate multiplayer stats, meta-game data, or show you and the world which achievements you've unlocked.

And building on the social aspects of the multiplayer game, we'll also let you view your stats relative to the folks on your friends list, fueling competition among peers and friends instead of simply losing your identity and stats in a sea of millions of gamers. This friends-only *Halo 3* leaderboard is a great way to create contests and rivalries between friends. Bungie.net can even track your rating promotion history so you can remember wistfully your days as a freshly scrubbed Private.

Bungie.net is more than an extension of your *Halo 3* experience—it's a clean, well-lighted place to meet folks with similar interests and a shared enjoyment of gaming. Meet new players and share moments, content, and games. We'll present you with a pile of strategy guides, interviews, podcasts, news, features, and constant community interaction. And there's even a Bungie.net store, featuring cool merchandise and apparel, available nowhere else. Bungie.net is built to make your gaming experience deeper and better than ever before.

XBOX LIVE

Play anyone and everyone, anytime, anywhere on Xbox Live®. Build your profile (your gamer card). Chat with your friends. Download content at Xbox Live Marketplace. Send and receive voice and video messages. Get connected and join the revolution.

Connecting

Before you can use Xbox Live, connect your Xbox console to a high-speed Internet connection and sign up to become an Xbox Live member. For more information about connecting, and to determine whether Xbox Live is available in your region, go to www.xbox.com/live.

Family Settings

These easy and flexible tools enable parents and caregivers to decide which games young game players can access based on the content rating. For more information, go to www.xbox.com/familysettings.

THE XBOX 360 HARD DRIVE

The enhanced game features of *Halo 3* require an Xbox 360 Hard Drive. For example, using a hard drive enables you to download new content and share custom games, saved films, and screenshots. Visit www.bungie.net for more information about hard drive functionality in *Halo 3*.



CREDITS

Studio Manager
Harold Ryan

ART
Art Director
Marcus Lehto

Campaign Environment Leads
Christopher Barrett
David Dunn
Michael Wu
Mike Zak

Campaign Environment Artists
Eric Elton
Milton Cadogan
Frank Capezzuto
Vic DeLeon
Samuel Jones
Paul Russel
Ken Taya

Multiplayer
Environment Lead
Chris Carney

Multiplayer
Environment Artists
Mike Buelterman
Steve Cotton
Justin Hayward

3D Art Lead
Shi Kai Wang

3D Artists
Eric Arroyo
Arnold Ayala
Travis Brady
Tom Doyle
Raj Nattam

Animators
John Butkus
Jeremy Fones
Bill O'Brien
Jason Robertson
Nathan Walpole

Additional Animation
Roberta Browne

Concept Art / Skies /
Matte Painting
Dorje Seattle
Bellbrook
Isaac Hannaford

Effects Art Lead
Steve Scott

Effects Artist
John Gronquist
Technical Art Lead
Paul Clift

Technical Artists
James Haywood
David Hunt
Steve Theodore

AUDIO
Director/Composer
Martin O'Donnell

Audio Lead/Sound Design
Jay Weinland
Sound Design/
Additional Music
C Paul Johnson

CINEMATICS
Cinematic Director
CJ Cowan
Cinematic Design
Kurt Nellis
Lee Wilson

DESIGN
Campaign Design Leads
Paul Bertone
Rob Stokes

Campaign Designers
Dan Miller
Chris Opdahl
Niles Sankey
Gameplay Design Lead
Jaime Griesemer

Gameplay Designer
Francois Boucher-Genesse
Multiplayer Design Lead
Tyson Green

Multiplayer Designer
Lars Bakken

ENGINEERING
Engineering Leads
Chris Butcher
Hao Chen
Charlie Gough
Zach Russell
Drew Solomon
Ben Wallace

Campaign Engineers
Max Dyckhoff
Eamon McKenzie
Adrian Perez
Greg Snook

Campaign Engineer/
Additional Writing-
Terminals
Damiàn Isla

Graphics Engineers
David Cook
Chris Tchou
Luis Villegas
Xi Wang

Multiplayer Engineers
Jon Cable
Petar Kotevski
Aaron Lieberman
Luke Timmins
Stefan Sinclair

PRODUCTION
ENGINEERING
Production Engineering Lead
Graham Bartlett
Production Engineers
Joshua Rodgers
Tim Williams
Tools Lead Engineer
Mat Noguchi
Tools Engineers
Bob Glessner
Tristan Root
Sean Shypula
Michael R Williams
Roger Wolfson

GRAPHIC DESIGN AND USER INTERFACE
Graphic Design Lead
Aaron LeMay
User Interface
David Candland
Colm Nelson
Graphic Artist
Lorraine McLees

PRODUCTION
Executive Producer
Jonty Barnes
Production Leads
James McQuillan
Joseph Tung

Producers
Curtis Creamer
Matthew Burns
Allen Murray
Matt Priestley

Development Manager
Steve Reddoch

TEST
Test Manager
Jamie Evans
Test Leads
Doug Boyce
David Gasca
Domenic Koeplin

WRITING
Writing Director
Joseph Staten
Managing Editor
Frank O'Connor

Writers
Robt McLees
Luke Smith

BUNGIE.NET TEAM
Bungie Marketing/PR/
Community Lead
Brian Jarrard
Web Dev Lead
Chris Gossett
Web Developer
Tom Gioconda

Oversight
The Bungie
Webmaster

BUNGIE BACKBONE
Senior Business
Coordinator
Alta Hartmann
Business Administrator
Davina Chan
Gallagher
IT Lead
Steve Lopez
Helpdesk Lead
James Parks
Security
Philip Kauffman
Laszlo Kiss
Jerome Simpson

ADDITIONAL SUPPORT
Graphic Design
Erik Bertellotti
Music Composition and
Audio Production
Michael Salvatori
Orchestration
Stan LePard
Story Editor
Peter O'Brien

SPECIAL THANKS
Robert Aguilera
Michel Bastien
Joe Cruz
Brad Dennis
Darrell Frost
Max Hoberman
Tomonobu Itagaki
Shane Kim
Don Leeds
Peter Marks
Don Nguyen
Team Ninja
Pete Parsons
Cameron Payne
David Scott
Wes Shriner
Lori Solomon
Phil Spencer
Jeff Williams
Yaron Yedidia
Xbox LIVE Operations
Team

VOICE ACTORS
Cinematic Cast
343 GUILTY SPARK:
Tim Dababo
ARBITER:
Keith David
MASTER CHIEF:
Steve Downes
CORTANA:
Jen Taylor

GRAVEMIND:
Dee Bradley Baker

LORD HOOD:
Ron Perlman

SGT. JOHNSON:
David Scully

CDR. MIRANDA KEYES:
Justis Bolding

SHIPMASTER:
Robert Davi

PROPHET OF TRUTH:
Terence Stamp

Artificial Intelligence

Cast

BRUTES:
Steve Blum
Ken Boynton
Fred Tatascio

BRUTE CHIEFTAIN:
John DiMaggio

CIVILIANS:
Todd Licea
Mark Lund

ELITES:
Ron Hippe
David Scully

GRUNTS:
Chris Edgerly
Mark Fullerton
Roy Stanton
Joseph Staten

MARINES:
Adam Baldwin
Nika Futterman
Mikey Kelley
Andy McKaige
Nolan North
Katee Sackhoff
Alan Tudyk
David White
Debra Wilson
Skelton

SERGEANTS:
Nathan Fillion
Pete Stacker

MULTIPLAYER

ANNOUNCER:
Jeff Steitzer

ADDITIONAL VOICES
Adam Adcock
Chris Anderson
Burnie Burns
Christopher Davis
Eric Fredrickson
Joel Heyman
Dan Godwin
Joel Heyman
Matt Hullum
Bob O'Donnell
Geoff Lazer Ramsey
Jonathan Ross
Juan Ruiz
Jason Saldaña
Gus Sorola

Petey Lee Winfield
The Bungie Auxiliary
Players

Casting & Voice-Over
Production Services
Blindlight

CINEMATIC ANIMATION
PARTNERS
Animation Supervisor
Emilio Ghorayeb

damnfx
Chris Capell
Peter Skovsbo
Jonathan Abenham
Sungjin Ahn
Dana Boadway
Cristinel Bostan
Frédéric Côté
Alexandru
Dragutescu
Timothy Heath
Michael Kitchen
Bartek Kujbida
Nadine Lavoie
Sang Ho Lee
Éric Lessard
Dave Massicotte
Shawn McClelland
Praveen Moodley
Nadaraju
Darryl Purdy
Graeme Revell
Peter Reynolds
Carlos Rosas
DownUnda Thunda
John Velazquez
Joon Yang
Ryan Yee
Philippe Zerounian

Zoic Studios
Gina Fiore
Andrew Orloff
Aaron Sternlicht
Dustin Adair
Robert Blye
Sean Comer
Mike Kiryllo
Garrett Norlin
Mark Shimer

MICROSOFT GAME
STUDIOS PUBLISHING
Executive Producer
Jim Veevaert

Legal/Business Affairs
Kirsten Duvall
Don McGowan
Frank Pape

Engineering
Russ Almond
Michael Mournier
Aaron Nicholls
Kutta Srinivasan

Program Manager
Sam Charchian

MICROSOFT GAMES
(XBOX)
Engineering Support
Peter Comley
Aleks Gershaft
Marwan Jubran
Matt Lee
Mike Ruete
Paul Newson
John Yip

Finance
Dennis Durkin
Doug Ralphs
Arthur Tien

HR/Recruiting
Justin Juman
Denise Novosel
Michael Walters

Research
Thore Graepel
Ralf Herbrich
Peter Pike Sloan
Phillip Trelford

User Experience
Dana Fos
Kevin Grace
Jeannie
Voin-Gerde
Chris Lassen
JoAnne Williams
Matt Whiting

User Research Lead
Randy Pagulayan

User Research
Engineers
John Hopson
Kris Moreno

MICROSOFT RESEARCH
ASIA
Researchers
Minmin Gong
Yaohua Hu
Zhipeng Hu
Xing Huang
Xingguo Liu
Kun Zhou

MICROSOFT TEST
Test Lead
Rick Lockyear

SDET
Steve Alliston
Melissa Batten
Tony Bradley
Evan Brandt
Paul Gradwohl
Paul Grimes
Eric Helbig
Doug Jelen
Bill Metters
Johnney Nguyen
Matt Richenburg
Mike Yurka

PLATFORM & XBOX LIVE
Mei-Mei Bong
Cliff Garrett
Ian Lewis
Michael Maston
Zsolt Mathe
Oliver Miyashita
Eric Neustadter
Kevin Salcedo
Steve Smith
Jason Strayer
Victor Tan
Daryl Welsh

MARKETING & PR
Chris Lee
Jen Martin
Jerret West

MICROSOFT
LOCALISATION TEAMS
EMEA (Europe/Brazil)
Peter Fitzpatrick
Michael Ivory
Niamh Marsh
Jamie O'Connell
Jason Shirley

Japan
Seigen Ko
Go Komatsu

Korea
Kyoung Ho Han
In Goo Kwon
Kyoung Han Yoon

Redmond
Yasmine Nelson

Taiwan
Robert Lin
Andy Liu

MICROSOFT
DEVELOPMENT
PARTNERS
FASA
Ruth Casparly
David (dj) Johnson
Mike Porter

Rare
Jason Baggett
Ross Bury
John Doyle
Giorgio Grecu
Gareth Lough
Stephen McFarlane
Lee Musgrave
Richie Prado
Gary Talbot

PRODUCERS,
ENGINEERING &
ARTISTS CONTRACTORS
104
Phoenix Cheng
Eva Lin

Corestaff
Kari Erickson

Filter

Harold Lamb
Matt Waggle

FilmOasis

Kate Christensen
Mason Funk
Wendy Grande
Bryan Hargrave
Esmeralda McQuillan
David Parker
Jon Price

Japan Convention Service

Yuki Harima

LUX

Doug Startzel

Recruit Staffing

Masao Okamoto

Sakson & Taylor

David Allen
Ginny Baldwin
Matt Bennier
Troy Allen Coleman
Carlos Fins
Andrew G Davis
Emilio Gandin
Tetyana Golub
Morgan A Hill
Jason Keith
Matt Kelly
Scott Kikuta
Michael Means
Carlos Naranjo
Kevin Paul
Cameron Pinard
Jeremiah Strong
Jason Sussman
Stosh Steward
Mark Yeend

Wise HR

Byung Hoon Lee

TEST CONTRACTORS**Excell Data Corporation**

Michael Axworthy
Dustin Backlund
Joshua Baran
Aleksandr Bezman
Ryan Blosser
Josiah Bolek
Dan Callan
Judy Chan
Jason Cole
James Comstock
Christopher Daltas
Matthew Frank
Christopher Greenhaw
John Harris
Andrew Hopper
Nicholas Jerden
Scott Kankelborg
Tomonori Kinoshita
Craig Krohn
Reed Lawrenson
Brian T McGee
Brian Meloy
Travis Pijot
James Phillips
Kelly Rios
Shay Sanders
Nathan Schneider
Derek Sheveland
Kale Stutzman
Johann Tang
Kari Toyama
Mike Toyama
Jon Weisnewski
David Yingling
Nick Zuclich

Volt

Nicholas Apple
Daniel Bach
Ernest Andrew

Belousek Jr.

Tyler Booth
Eric Boughton
Angela Serrano
Brummett
Kevin Claus
Kieth Conner
James Costello
Mario Curro
Joshua Daniels
Jim Davis
Joel Day
Robert Delaware
Charles Gendron
Dupont
Brandon Edsforth
Steve Farnell
Cory Gerber
Harpreet Gill
John Graham
Rahsaan Green
Imran Goychayev
Michael Graeber Jr.
Nicholas Gerrone
Andrew Harrison
Brian Haucke
Brian Hayward
Danny Hollefreund
Cau H Huynh
Micah Jelmsberg
Rye Johnson
Owen Jungeman
Joe "Claw" Kelsay
Kyle Kirkpatrick
Jeffrey Kleinman
Justin Lakin
Jiyoung Lee
Brahm Lichty
Lenny Lim
Andrew Lovvorn
Mark McClarin
Evan McConnaughey
Daniel Monroe

Paul Morris

Daniel Murdock
Mark Neiderer
David Ouimet
Patrick Orr
Justin Charles Phillips
Rob Primozich
Primo Adriano Pulanco
Jeremiah Pieschl
Robert Rodgers
Ernesto Cabanes Sanchis
Stephen Schuckenbrock
Darryl Shack
Joe Sifferman
Charles E Shuler Jr.
Jeremy Slavin
Dion Sorenson
Corey Stelton
Brian Sturm
Colin Suess
Kyle Symonds
Will Thompson
Tor Ulstein
Mark Uyeda
Geoff Watenpough
Charlie Whiton
Benjamin J Wommack
Ching Fong Yip
Tristan Yoltan
Chris Wilson
Cameron Laborde
Zank

Xversity

Victor De Saboya

EXTRA SPECIAL THANKS TO SOME OF OUR BIGGEST COMMUNITY SUPPORTERS**(IN ALPHABETICAL ORDER)**

7th Column – Bungie's Underground Army
All of our loyal Bungie.net members and forum moderators
Claude Errera
Halo.Bungie.Org (<http://halo.bungie.org>)
High Impact Halo (www.highimpacthalo.org)
Major League Gaming (www.mlgpro.com)
Miguel Chavez
Rampancy.net (www.rampancy.net)
Red vs. Blue (www.redvsblue.com)
Skip Weasel
Subnova (www.subnova.com)
This Spartan Life (www.thisspartanlife.com)

And last but not least...

Literally hundreds of friends, family, partners, colleagues, and community members that we didn't have room to thank.

WARRANTY FOR YOUR COPY OF XBOX GAME SOFTWARE ("GAME") ACQUIRED IN AUSTRALIA OR NEW ZEALAND

IF YOU ACQUIRED YOUR GAME IN AUSTRALIA OR NEW ZEALAND,
THE FOLLOWING WARRANTY APPLIES TO YOU IN ADDITION TO ANY
STATUTORY WARRANTIES:

CONSUMER RIGHTS

You may have the benefit of certain rights or remedies against Microsoft Corporation ("Microsoft") or its suppliers pursuant to the Competition and Consumer Act 2010 (Cth) and similar state and territory laws in Australia in respect of which liability may not be excluded. You may also have the benefit of certain rights or remedies against Microsoft or its suppliers pursuant to the Consumer Guarantees Act in New Zealand where you are purchasing this Game for personal use and not for the purpose of a business, in respect of which liability may not be excluded. This Warranty and your remedies in respect of this Warranty are in addition to those rights and remedies (if any), and except to the maximum extent permitted by applicable law, do not limit or exclude those rights and remedies.

WARRANTY

Microsoft warrants that this Game will perform substantially as described in the accompanying manual for a period of 30 days from the date of first purchase. This Warranty is void if any difficulties with the Game are related to accident, abuse, failure by you to follow any instructions included with the Game, virus or misapplication. Microsoft does not make any other warranty or promise about the Game except as required under your local law, and to the maximum extent permitted under your local law, Microsoft excludes all other representations, promises, warranties, conditions, guarantees, and other terms, whether express or implied, whenever arising, and whether originating by statute, law, trade, custom or otherwise.

YOUR REMEDIES

If you discover within the 30 day period that the Game covered by this Warranty does not perform substantially as described in the accompanying manual, you can return it to your retailer along with a copy of the original sales receipt. Your retailer will, at its option: (a) repair or replace the Game free of charge, or (b) return the price paid. Any replacement Game will be warranted under this Warranty for the remainder of the original warranty period or 30 days from receipt, whichever is longer. To the extent that you could have avoided damages by taking reasonable care, Microsoft will not be liable for such damages.

STATUTORY RIGHTS

You may have statutory rights against your retailer which are not affected by Microsoft's Warranty.

Australia: Our goods come with guarantees that cannot be excluded under the Australian Consumer Law. You are entitled to a replacement or refund for a major failure and for compensation for any other reasonably foreseeable loss or damage. You are also entitled to have the goods repaired or replaced if the goods fail to be of acceptable quality and the failure does not amount to a major failure. Goods presented for repair may be replaced by refurbished goods of the same type rather than being repaired. Refurbished parts may be used to repair the goods. **New Zealand:** Our goods come with guarantees that cannot be excluded under the New Zealand Consumer Guarantees Act. Goods presented for repair may be replaced by refurbished goods of the same type rather than being repaired. Refurbished parts may be used to repair the goods.

NO OTHER WARRANTIES

To the maximum extent permitted by applicable law Microsoft and its suppliers disclaim all other representations, promises, warranties, conditions, guarantees or other terms, whether express or implied, whenever arising, and whether originating by statute, law, trade, custom or otherwise with respect to the Game and accompanying manual. You may have greater rights existing under applicable laws. Where any term of this Warranty is prohibited by such laws it shall be null and void, but the remainder of the Warranty shall remain in full force and effect.

LIMITATION OF LIABILITY

To the maximum extent permitted by applicable law neither Microsoft nor any of its suppliers shall be liable for any damages, howsoever caused, arising out of or in any way related to the manual or to the use or inability to use the Game, or have any liability or obligation (other than as expressly provided for in this Warranty), whether in tort, contract, breach of statutory duty, equity or otherwise arising from the relationship between you and Microsoft or any of its suppliers, even if Microsoft or any of its suppliers has been advised of the possibility of such damages, liabilities or obligations. In any case, Microsoft's and its suppliers' entire liability is limited to the amount actually paid by you for the Game. Some jurisdictions do not allow the exclusion or limitation of incidental or consequential damages so the above limitations or exclusions may not apply to you.

For questions regarding this warranty contact your Xbox Customer Support at www.xbox.com/en-AU or in Australia call 1 800 555 741 or Microsoft at:

Xbox Product Registration Microsoft Corporation
One Microsoft Way
Redmond, WA 98052-9953 USA

FOR CUSTOMER SUPPORT

Please visit our website www.xbox.com/support.

For information about Xbox LIVE, visit the Xbox LIVE page on www.xbox.com/live.

Information in this document, including URL and other Internet Web site references, is subject to change without notice. Unless otherwise noted, the example companies, organisations, products, domain names, e-mail addresses, logos, people, places, and events depicted herein are fictitious, and no association with any real company, organisation, product, domain name, e-mail address, logo, person, place, or event is intended or should be inferred. Complying with all applicable copyright laws is the responsibility of the user. Without limiting the rights under copyright, no part of this document may be reproduced, stored in or introduced into a retrieval system, or transmitted in any form or by any means (electronic, mechanical, photocopying, recording, or otherwise), or for any purpose, without the express written permission of Microsoft Corporation.

Microsoft may have patents, patent applications, trademarks, copyrights, or other intellectual property rights covering subject matter in this document. Except as expressly provided in any written license agreement from Microsoft, the furnishing of this document does not give you any license to these patents, trademarks, copyrights, or other intellectual property.

The names of actual companies and products mentioned herein may be the trademarks of their respective owners.

Unauthorised copying, reverse engineering, transmission, public performance, rental, pay for play, or circumvention of copy protection is strictly prohibited.

© & © 2007 Microsoft Corporation. All rights reserved.

Microsoft, Bungie, the Bungie logo, Halo, the Microsoft Game Studios logo, Xbox, Xbox 360, Xbox LIVE, the Xbox logos, and/or other Microsoft products referenced herein are trademarks of the Microsoft group of companies.

Developed by Bungie for Microsoft Corporation.



Uses Bink Video. Copyright ©1997–2007 by RAD Game Tools, Inc.



Development tools and related technology provided under license from CRI Middleware, Inc.

© 2007 CRI Middleware, Inc. All rights reserved.

Vocal samples courtesy of Spectrasonics *Symphony of Voices* CD-ROM collection

zlib Library Copyright © 1995–2005 Jean-loup Gailly and Mark Adler

Manufactured under license from Dolby Laboratories.



WAVES Audio Plug-ins (www.waves.com)

1211 Part No. X16-84808-02

BUNGIE



Get the strategy guide
primagames.com

Microsoft
game studios

Xbox, Xbox 360, Xbox LIVE, and the Xbox logos are trademarks of the Microsoft group of companies and are used under license from Microsoft.