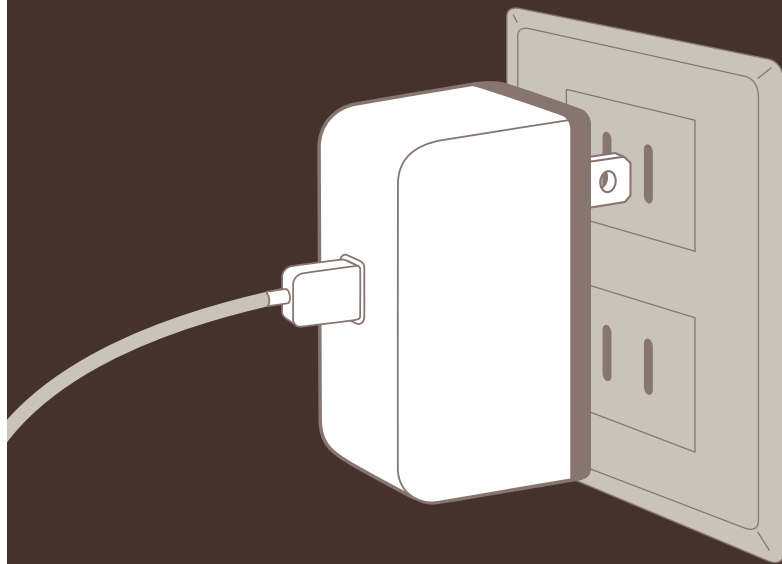


4. Plug the AC adapter into an AC power outlet.

See the Zune™ Product Guide for important safety information.



– The adapter is used with the Zune Sync Cable, which is included with the Zune device and also sold separately.

For more, see www.zune.net.

©2006 Microsoft Corporation. All rights reserved. 0806 Part No. X12-59514-03

Microsoft




AC Adapter

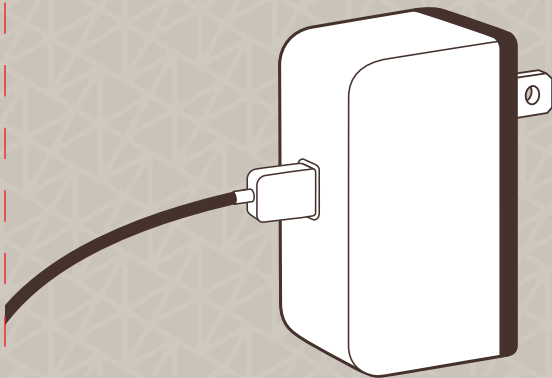
Start



1. Connect a sync cable to Zune™ or the Zune Dock (sold separately).



2. Connect the other end of the sync cable to the AC adapter.



3. Open the AC adapter's 2-prong connector.

