

新一代微软认证

微软培训与认证事业部
合作伙伴经理 梁健

Microsoft | Learning

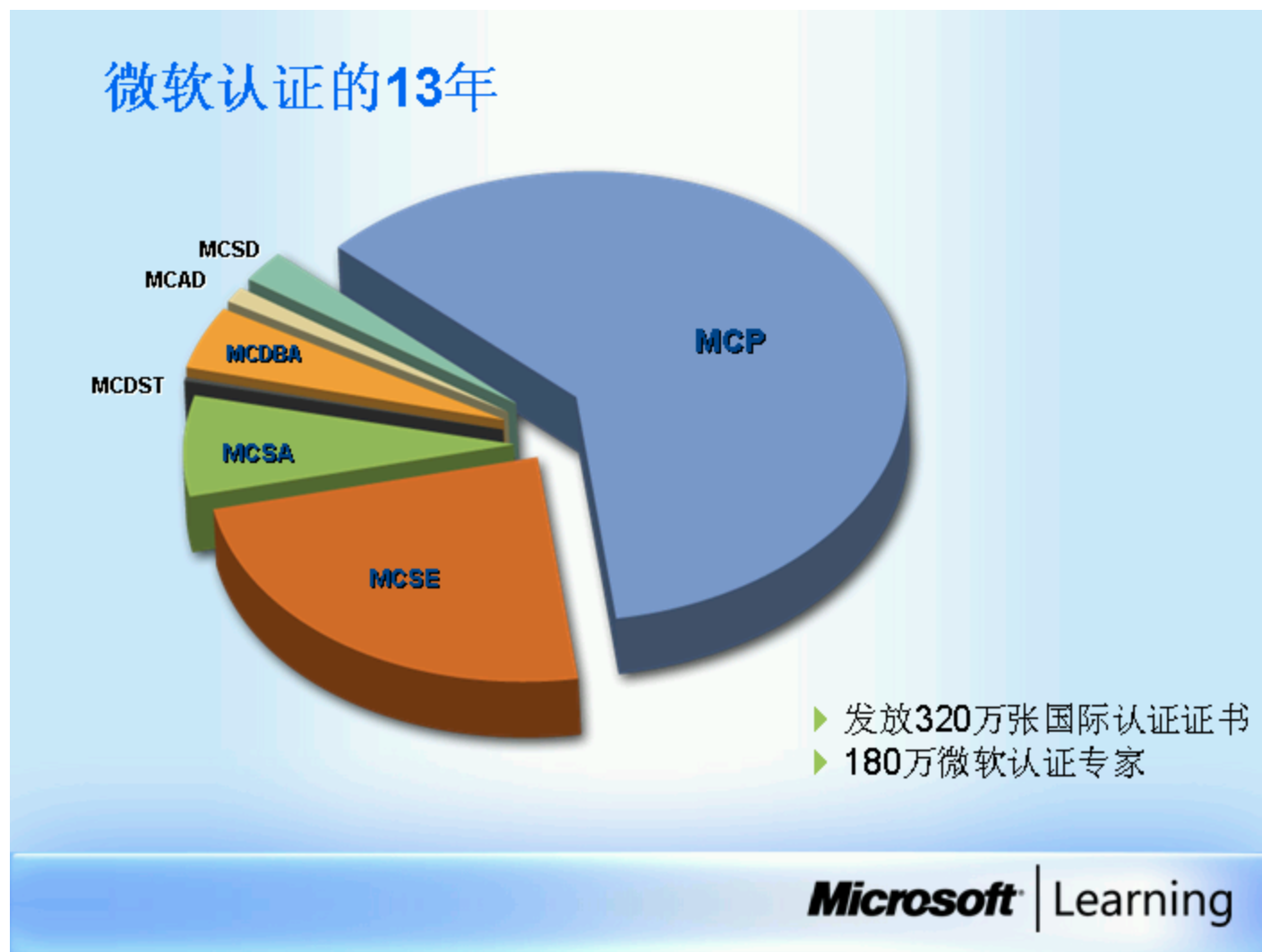
Slide 1

议程

- 微软认证体系简介
- 新一代微软认证
- 微软认证对于企业及个人的价值

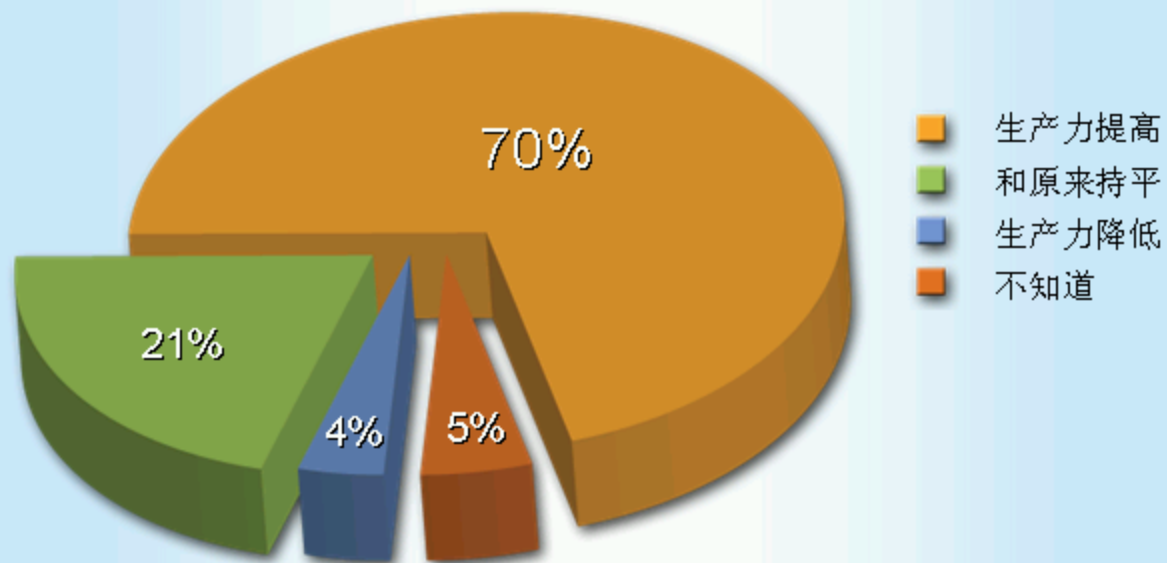
Microsoft | Learning

Slide 2



对于企业雇员的价值

拥有认证的员工的生产力



IDC针对100个大型企业IT经理的调查

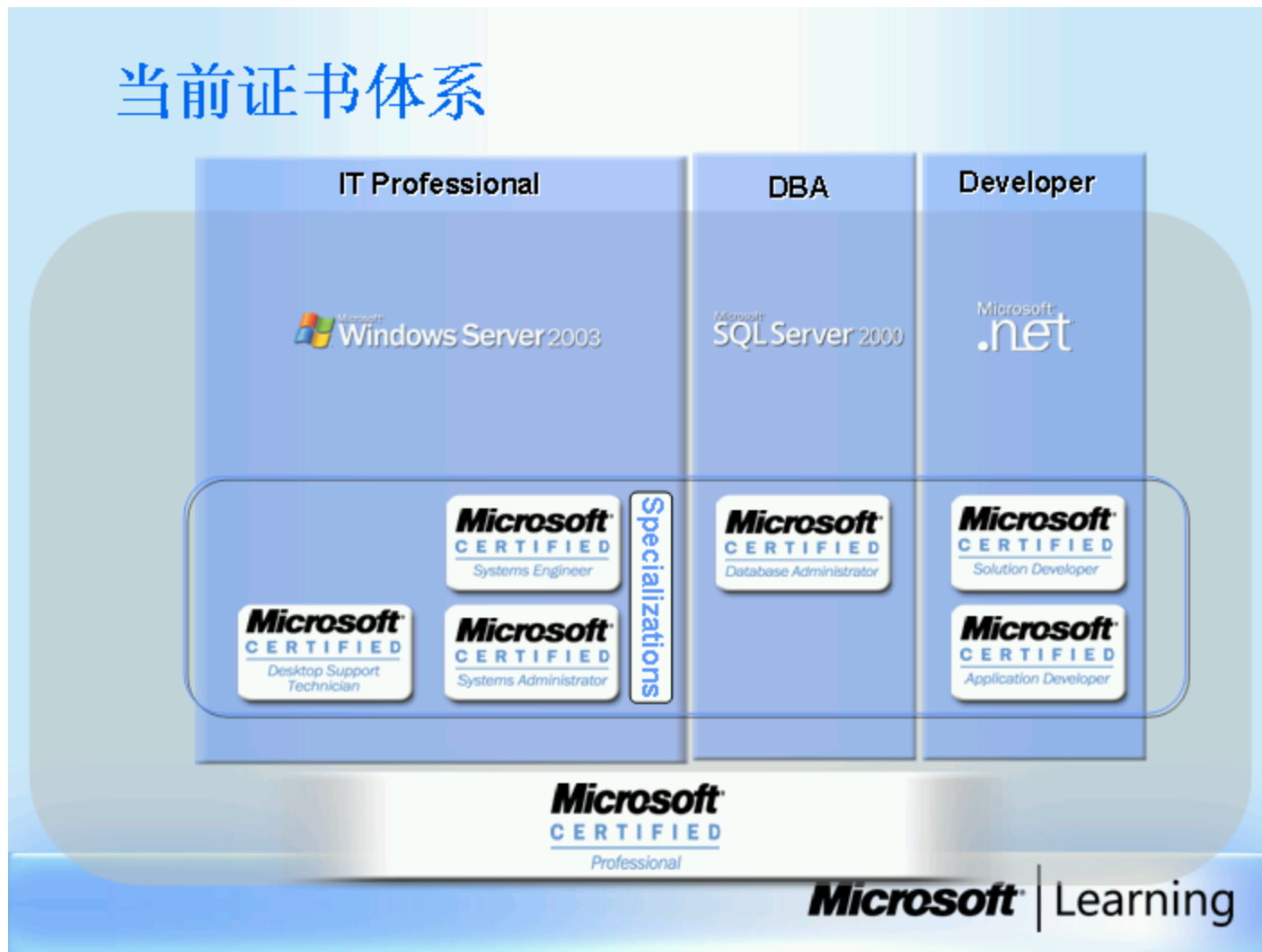
结论: 证书可以提高雇员生产力

— IDC, 2004

Microsoft | Learning

Slide 4

当前证书体系



Slide 5

构建新的微软认证

适应当前企业业务需求

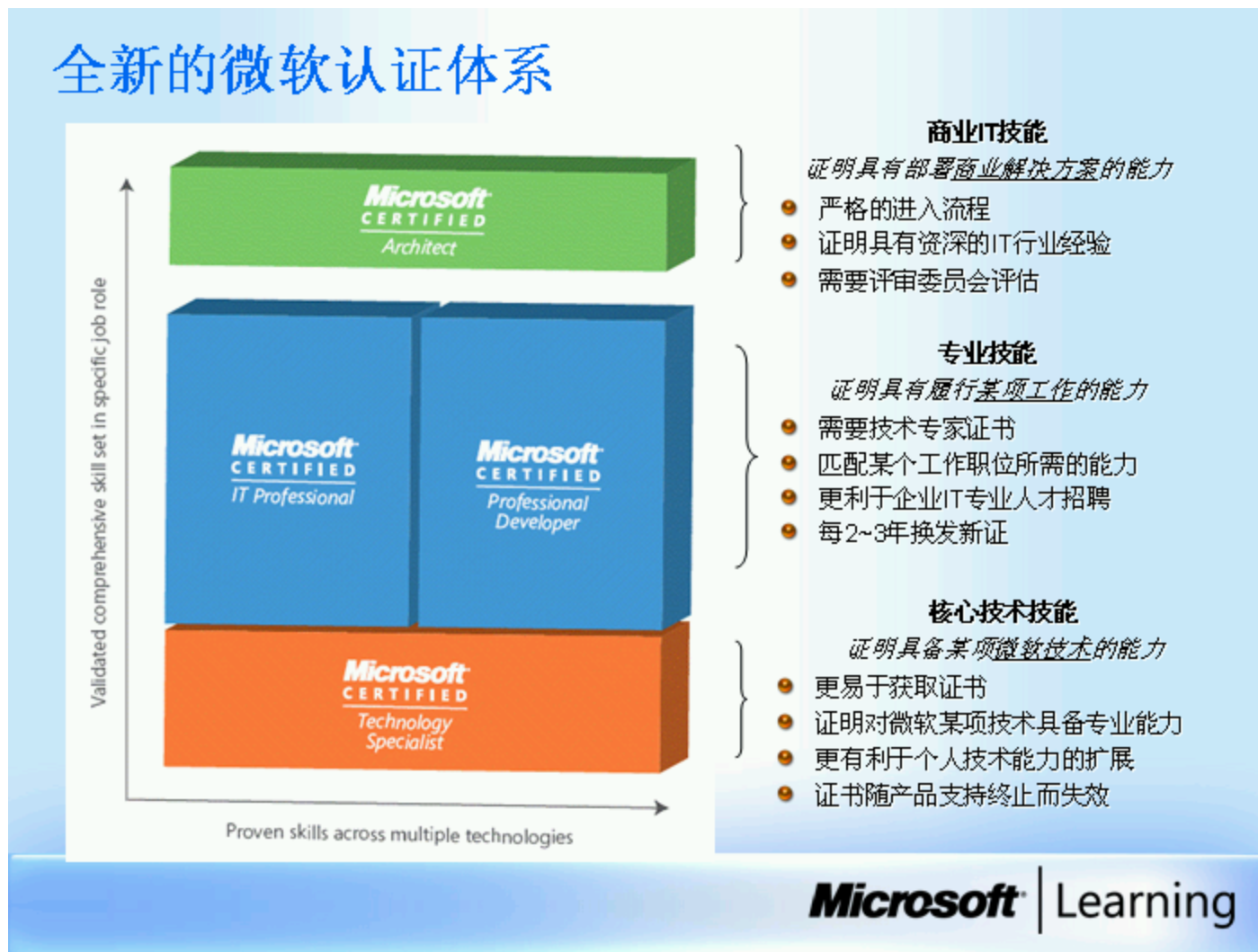
- ▶ 企业IT环境更为复杂
- ▶ 更复杂和更多集成化的软件
- ▶ 需要更多有经验的IT专业人员
- ▶ 更多全面的或专门的工作角色

2005

Microsoft | Learning

Slide 6

全新的微软认证体系



Slide 7

全新的Logo以及可见的能力证明



新的认证将包括：

类别 + 证书

Microsoft CERTIFIED <i>Professional Developer</i>	Windows Developer Enterprise Application Developer Web Developer
---	--

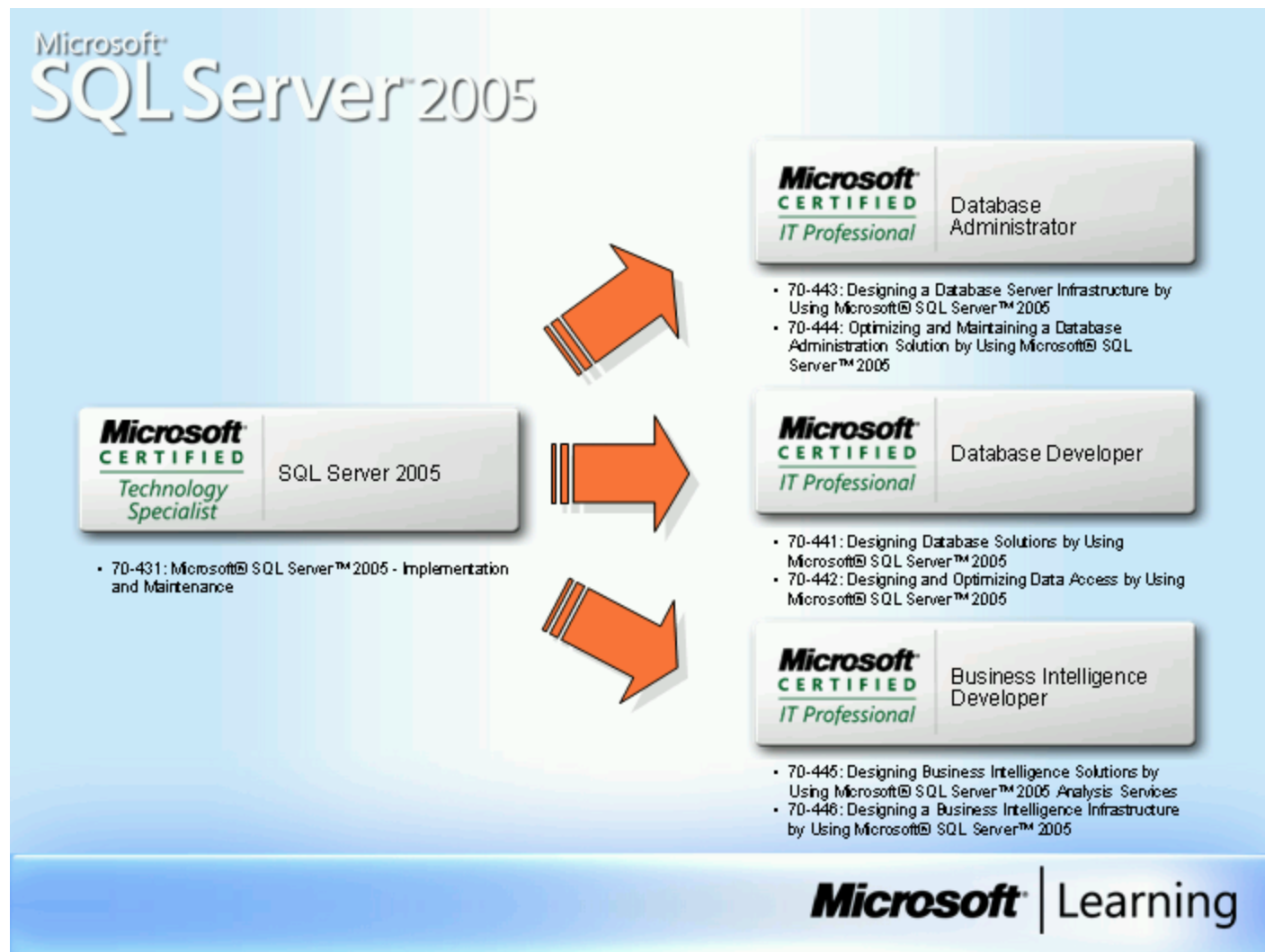
3种系列
• 易于理解的简单框架

4种类别
• 易于理解的正确职业方向

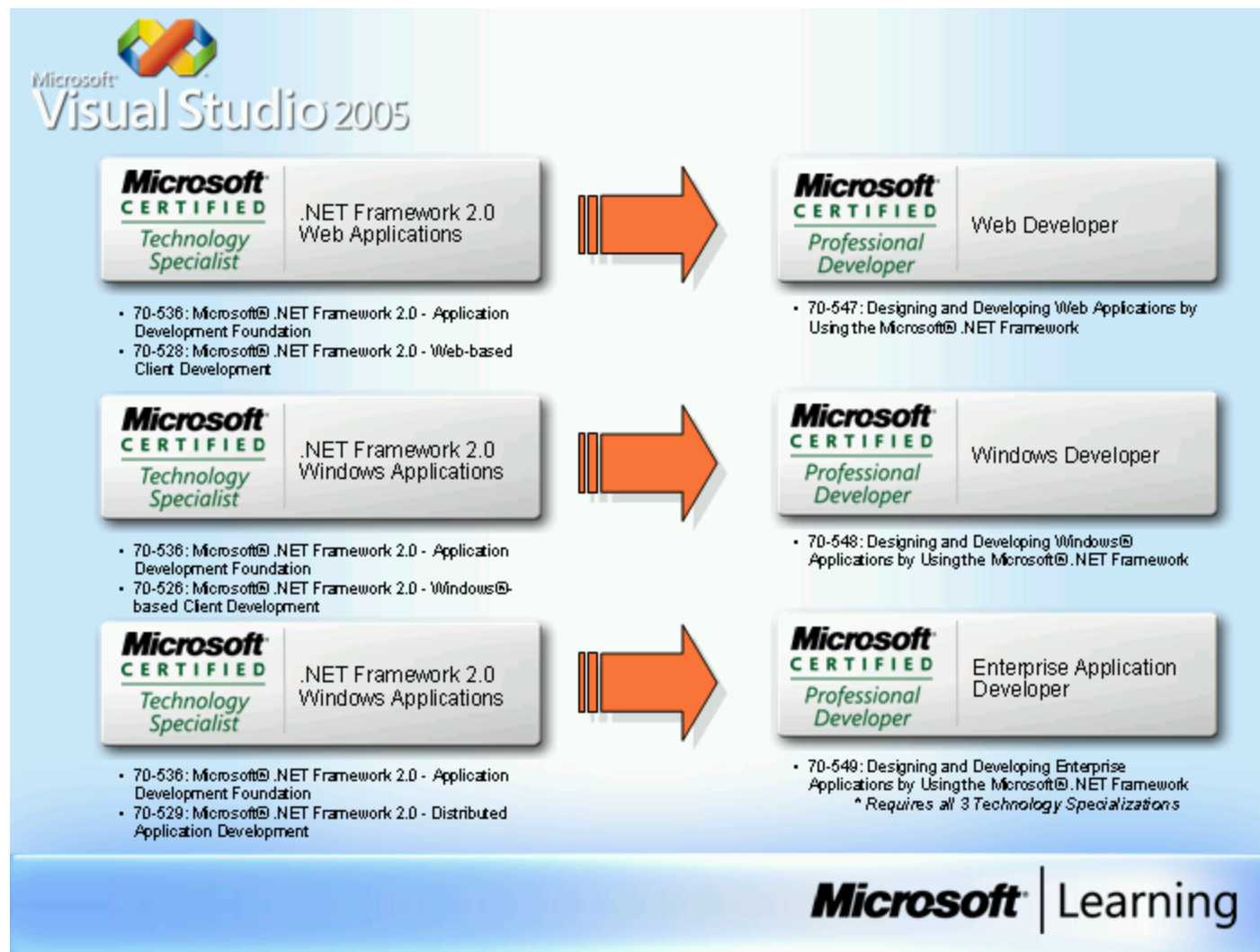
多种证书
• 易于辨别的个人能力

Microsoft | Learning

Logo



Slide 9



Slide 10



The slide features a light blue background with a central white rectangular area. At the top left of this area is the Microsoft BizTalk Server 2006 logo. In the center is a grey rectangular box containing the Microsoft Certified Technology Specialist logo and the text 'BizTalk Server 2006'. Below this box is a bulleted list item. At the bottom right of the slide is the Microsoft Learning logo.

Microsoft BizTalk Server 2006

Microsoft
CERTIFIED
Technology Specialist

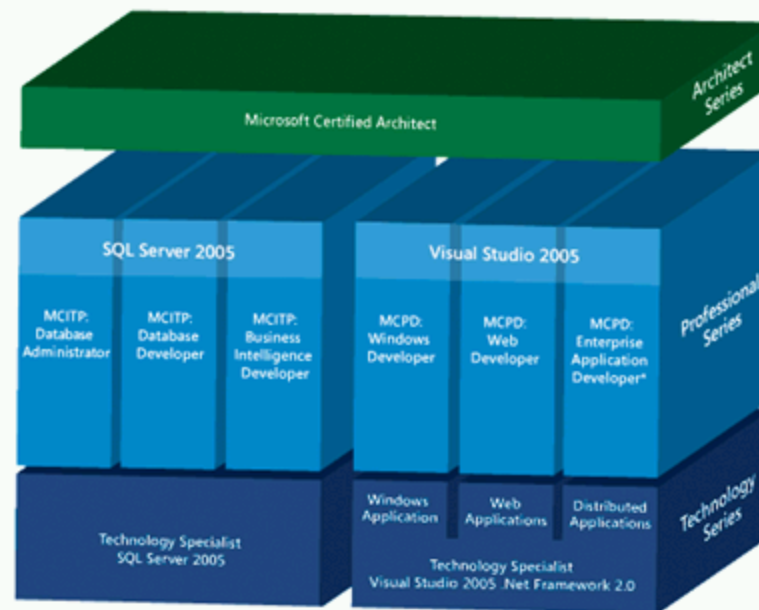
BizTalk Server 2006

- 70-135: Developing Business Process and Integration Solutions using Microsoft® .BizTalk® Server 2006

Microsoft | Learning

Slide 11

新的架构



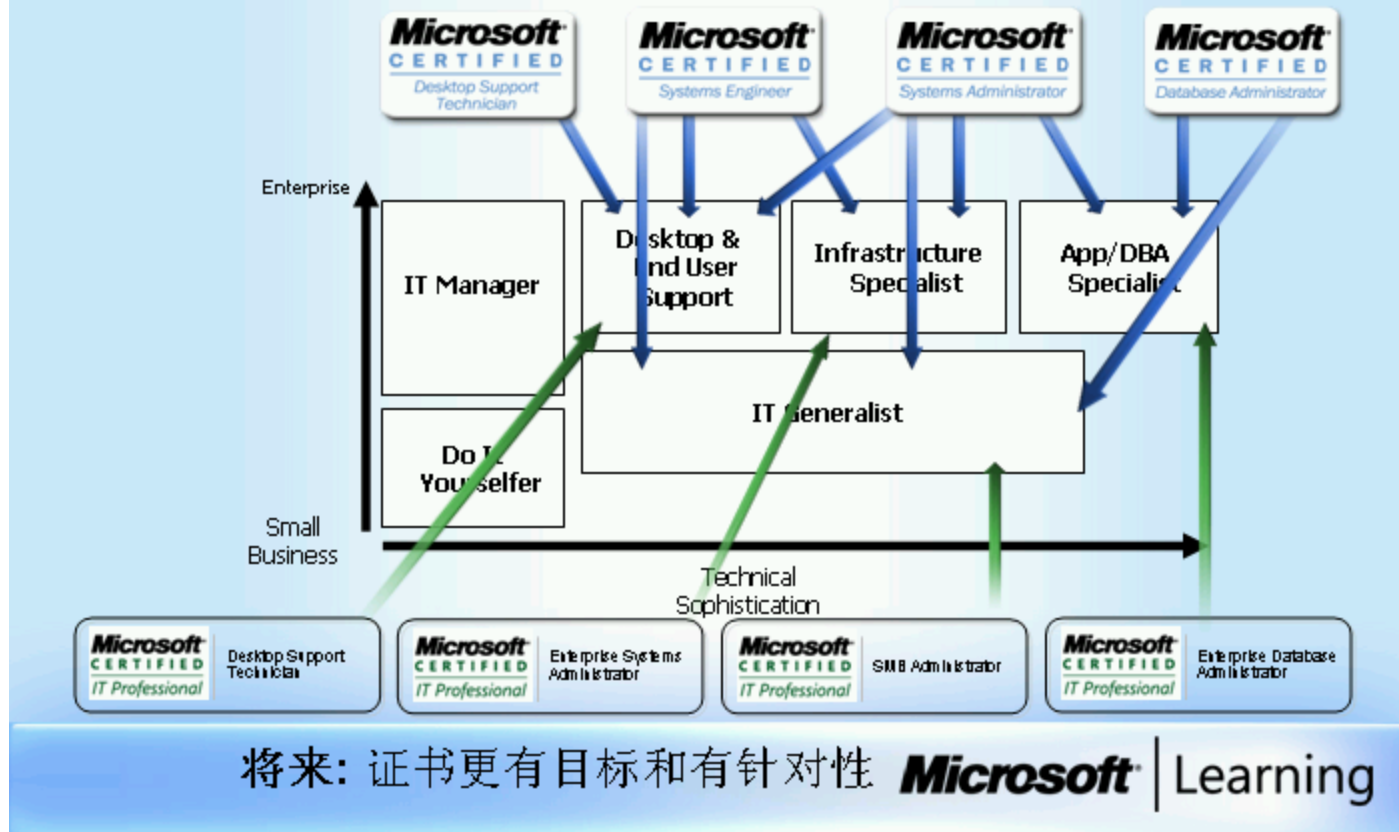
* The MCPD Enterprise Application Developer Certification requires all three Visual Studio 2005 Technology Specialist certifications: TS .NET Framework 2.0 Windows Applications, .NET Framework 2.0 Web Applications, .NET Framework 2.0 Distributed Applications.

Microsoft | Learning

Slide 12

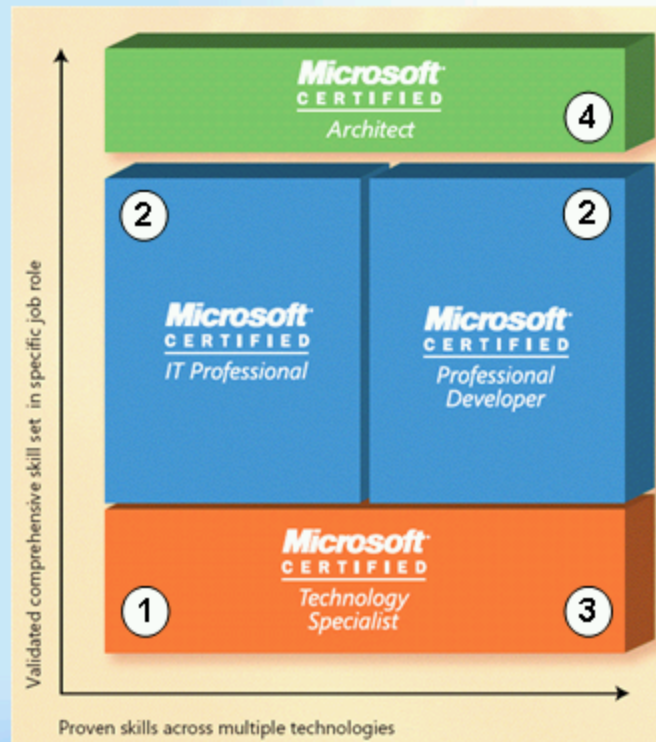
目标：更好地匹配工作角色

今天：多种证书用于不同的工作角色



Slide 13

新体系的应用范围



- ① 通过所需工作的知识或技术应用级别来招募新的员工
- ② 对于在日常IT工作中的员工培养可以更加有针对性
- ③ 扩展IT平台的业务应用范围, 如 **Process, Project, BI...**
- ④ 针对公司的业务难题制定长期的解决方案

Microsoft | Learning

Slide 14

微软认证 – IT人才培养的行业标准

- MOC（微软官方教材）



- Press Book（出版物）



- MCP考试（微软认证专家）



Microsoft | Learning

IT

Microsoft技能评估工具 – 个人用户

The screenshot displays the Microsoft Learning assessment tool interface. The main window shows a 'Score Report and Learning Plan' for the topic 'Migrating from Microsoft Windows NT 4.0 Directory Service to Microsoft Windows Server 2003 - Deploying'. The score is 23% (7/30) with an elapsed time of 2 minutes. The report includes a 'Summary Learning Plan' with three objectives: 'Preparing to Upgrade or Restructure' (17% (3/4)), 'Completing pre-structure tasks' (50% (3/4)), and 'Performing the Upgrade or Restructure' (17% (3/4)). Each objective has a progress bar and a list of related courses and articles. On the left, there is a 'Personalized Learning Plan' section with a progress bar and a list of recommended resources. The bottom right corner features the Microsoft Learning logo.

Develop a recovery plan

20 40 60

Personalized Learning Plan

Based on your assessment answers, the following Microsoft resources have been recommended to increase your knowledge where you need it most. Click the Details icon (i) your specific learning needs.

☐ Select to view all details.

Books

- [Active Directory for Microsoft Windows Server 2003](#)
- [Introducing Microsoft Windows Server 2003](#)
- [Microsoft IIS 6.0 Administrator's Pocket Consultant](#)

This resource will help you target the following objectives:

- Updating User and Group Accounts: Managing Existing User and Group Accounts pages 242-246
- Working with Domain Structures: Using Active Directory pages 135-139

Microsoft Windows Security Resource Kit

This resource will help you target the following objectives:

- Designing Domains for Active Directory Security: Designing Active Directory Forests and Domains

[Microsoft Windows Server 2003 Administrator's Companion](#)

[Microsoft Windows Server 2003 Administrator's Pocket Consultant](#)

[Microsoft Windows Server 2003 TCP/IP Protocols and Services Technical Reference](#)

Courses

- [Designing a Microsoft Windows Server 2003 Directory Services Infrastructure \(Beta\)](#) ⓘ Details
- [Migrating from Microsoft Windows NT 4.0 to Microsoft Windows Server 2003 Directory Services](#) ⓘ Details
- [Planning, Implementing, and Maintaining a Microsoft Windows Server 2003 Active Directory Infrastructure](#) ⓘ Details

Articles

- [Microsoft Windows Server 2003 Deployment Guide](#) ⓘ Details
- [Microsoft Windows Server 2003 Deployment Kit](#) ⓘ Details

Score Report and Learning Plan
Migrating from Microsoft Windows NT 4.0 Directory Service to Microsoft Windows Server 2003 - Deploying

An evaluation of your skill level for the specific business solution you selected is provided along with a personalized learning plan based on your answers. You can see how your current IT skills compare to the skills you need to implement the solution. You can also see how your skills compare to others. In addition, your personalized learning plan identifies knowledge gaps by objective and provides recommended Microsoft content for each objective within an assessment.

Score Report

Score: 23% Elapsed Time: 2 minutes

Overall Score (All Objectives)

23% (7/30)

You scored better than 81% of those that took this assessment

Summary Learning Plan

Find the objectives for which you need to improve your skills. A personalized learning plan driven by your answers provides recommended links to content published by Microsoft to increase your knowledge and give you the skills you need to meet your goals.

Objectives

Preparing to Upgrade or Restructure

17% (3/4)

Type	Progress	Reference
Course	Designing a Microsoft Windows .NET Directory Services Infrastructure (Beta)	
Course	Introducing Microsoft Windows NT 4.0 to the Windows Server 2003 Family (Beta)	
Tutorial	Microsoft Windows Server 2003 Deployment Guide	

Completing pre-structure tasks

50% (3/4)

Type	Progress	Reference
Course	Designing a Microsoft Windows .NET Directory Services Infrastructure (Beta) with a focus on Mobile 2, Mobile 3	
Tutorial	Microsoft Windows Server 2003 Deployment Guide	

Performing the Upgrade or Restructure

17% (3/4)

Type	Progress	Reference
Course	Designing a Microsoft Windows .NET Directory Services Infrastructure (Beta)	
Tutorial	Microsoft Windows Server 2003 Deployment Guide	

Powered by MEASUREUP
www.measureup.com

How do you compare?

Assessment Details

High Score

Migrating from Microsoft Windows NT 4.0 Directory Service to Microsoft Windows Server 2003 - Deploying

Date	Score	Total	Obj
10/10/03	23%	7	42
10/10/03	17%	3	8
10/10/03	7%	1	1

Scored better than: 81%

- [Detailed Learning Plan](#)
- [Assessment History](#)

Microsoft Passport

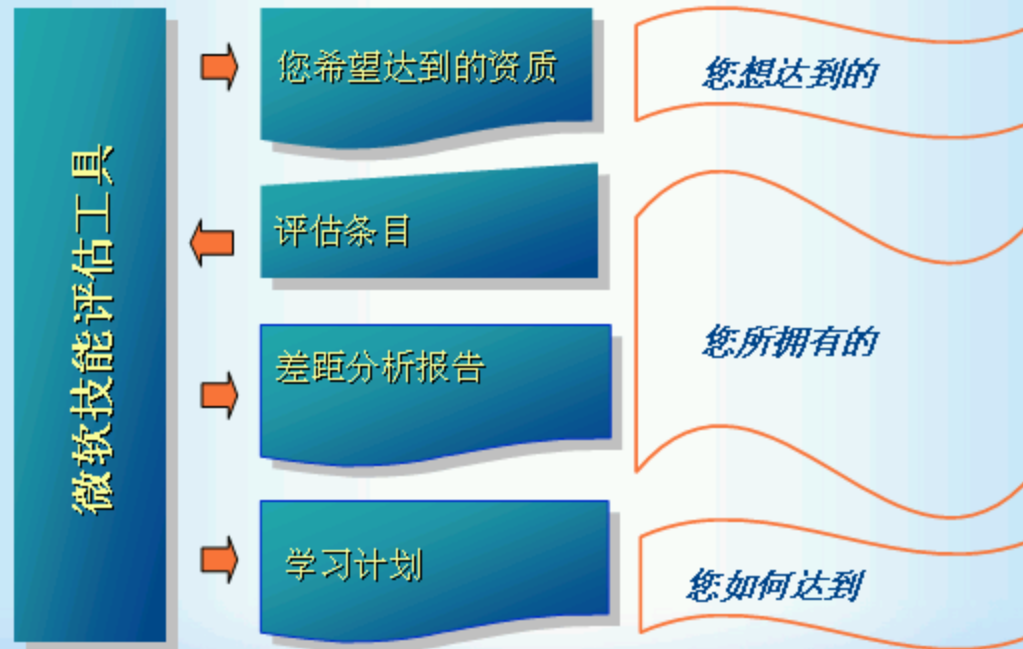
- [Check your information](#)

Related links

- [FAQ](#)
- [Support](#)
- [Skills Assessment Process \(Detailed\)](#)
- [How to Use the Windows Server 2003 Release Candidates](#)

Microsoft

Microsoft 技能评估工具 – 企业用户



Microsoft | Learning

Microsoft

E-Learning课程



Official Microsoft
E-Learning



交互式
接口



Microsoft | Learning

E-Learning

E-Learning课程

Microsoft Learning

HELP EXIT Previous Next

Core Training for Microsoft Office Word 2003

- ☒ **Pre-Assessment**
 - ☒ Pre-Assessment for Word 2003
- ☐ Working with Documents
 - ☐ Lesson Introduction
 - ☒ Creating, Saving, and Closing Documents
 - ☐ Viewing and Modifying Document Properties
 - ☐ Opening and Viewing Existing Documents
 - ☐ Deciding Which View to Use When
- ☐ Editing and Proofreading Documents
- ☐ Changing the Appearance of Documents
- ☐ Presenting Information in Tables and Columns
- ☐ Working with Graphics and Charts
- ☐ Collaborating with Others
- ☐ Previewing and Printing a Document
- ☐ Previewing and Creating Web Pages
- ☐ Post-Assessment
- ☒ **Reference and Glossary**

Viewing and Modifying Document Properties

Word stores information about every file you save, including document properties and statistics. When the document is open, you can view this information in the **Properties** dialog box.

In this exercise, you will:

- Display document statistics such as word count.
- View a document's properties.
- Modify a document's properties.

Start the Exercise

Estimated time: 5 minutes (9 steps)

For help, click **Show Me**. View **Scenario**.

Step 5 of 9

To view the document's title and author information, click the **Summary** tab.

Black Gold - Microsoft Word 2003

Black Gold Properties

General Summary Statistics Contents Custom

Created: Wednesday, June 09, 2004 2:04:00 PM
 Modified: Wednesday, June 09, 2004 2:05:10 PM
 Accessed: Wednesday, June 09, 2004
 Printed:

Last saved by: David Ortiz
 Revision number: 1
 Total editing time: 4 Minutes

Statistics:

Statistic name	Value
Pages:	4
Paragraphs:	34
Lines:	125
Words:	1819
Characters:	8595
Characters (with spaces):	10381

OK Cancel

Slide 19



Slide 20