

Games

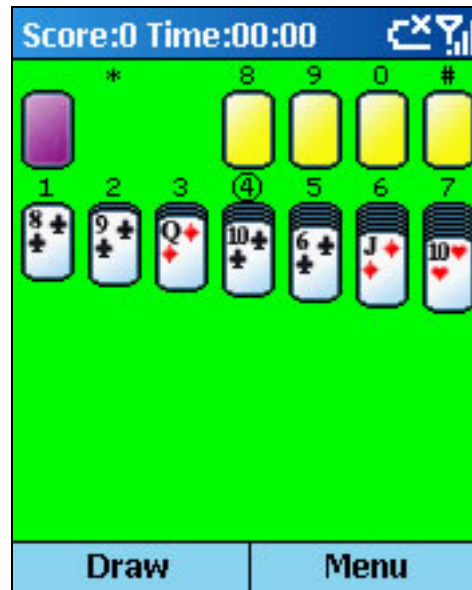
Test your skills with games like Solitaire on your Smartphone.

Solitaire:

How to move cards


1. On the keypad, press the number or character above the card you want to move, and then press the number or character above the stack to which you want to move the card.

Tip: To move a card up to one of the four stacks in the right-hand corner of the screen, press the number above the card in the lower stack, and then press the Up direction key.




Solitaire:

How to play Solitaire



1. Move any aces on the seven stacks to the four card spaces at the top of the screen, and then make any other available plays.



2. When you have made all available plays, click Draw to turn over cards.

Note: The card that is face up on the deck is always available for play.

Solitaire:

How to start a game of Solitaire

1. On the Home screen, click Start > Games > Solitaire.



Solitaire:

How to start a new game

1. When you have finished playing a game, start a new one by clicking Menu and then New Game.

