

Games

Solitaire

Start a game of solitaire



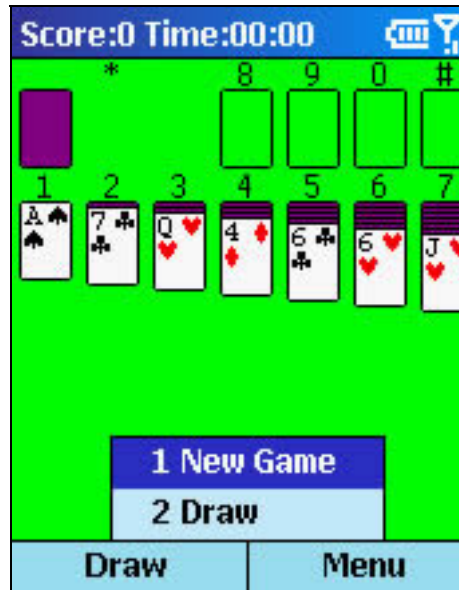
1. On the Home screen, select Start.



2. Select More, select Games, and then select Solitaire.

Solitaire


Start a new game



1. When you have finished playing a game, start a new one by selecting Menu and then New Game.

Solitaire

Move cards




1. A number or character is displayed above each card stack. On the keypad, press the number or character of the card to move, and then press the number or character of the stack to which you want to move the card.

Tip: Pressing the up direction key moves a card to one of the four stacks in the upper right corner of the screen if it belongs there. For example, if an ace appears in one of the lower stacks, press the number above it, and then press the Up direction key.

Solitaire

Play Solitaire



1. Move any aces on the seven stacks to the four card spaces at the top of the screen, and then make any other available plays.
2. When you have made all available plays, press the Draw soft key to turn over cards.

Note: The card that is face up on the deck is always available for play.

Jawbreaker

Start a game of Jawbreaker



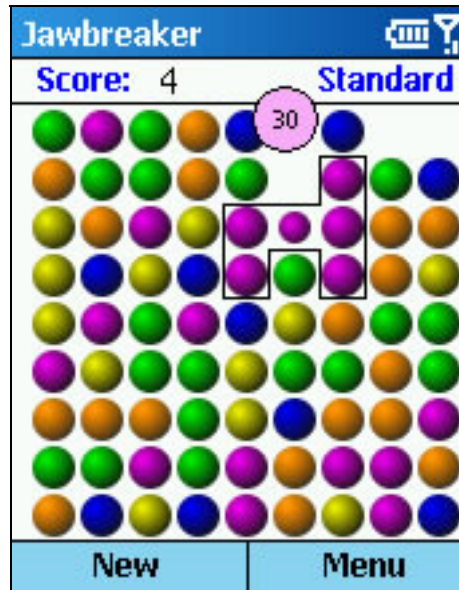
1. On the Home screen, select Start.



2. Select More, select Games, and then select Jawbreaker.

Jawbreaker

Play Jawbreaker



1. Select a group of adjoining bubbles by clicking on any bubble in the group. Points are awarded for selecting groups with the highest number of adjoining bubbles.