



Activate the Kinect cursor

To make the cursor appear onscreen in Home or other apps, raise your hand and show your palm to Kinect.



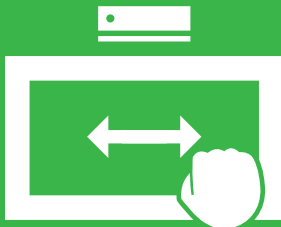
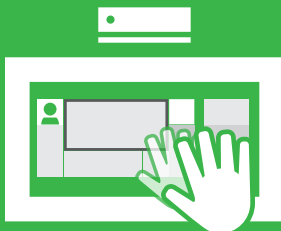
To make the cursor disappear, simply drop your hand.

Get hands on training with the gesture tutorial

From Home say "Xbox, Help"

Select the How-to Videos & Tutorials section

Select Gesture Tutorial to begin



Zoom in and zoom out

Use a closed hand to grip and zoom with Internet Explorer and other specialized apps.

Hold one hand out in front of you and close your hand to "grip" the screen.

Move your hand towards the screen to push the content away, or zoom out.

Move your hand away from the screen, towards your body, and zoom in.

Press and release to make a selection

Hold your open hand over the item you want to choose and press forward until the cursor fills completely white.

Release by pulling back slightly to complete the selection.

Grip and move

Hold one hand out in front of you and close your hand to "grip" the screen.

When the Kinect cursor changes from an open hand to a closed fist, you can move your hand back and forth horizontally to scroll in Home.

Some applications, such as Internet Explorer, support scrolling up and down as well.

Return Home

When an app or game is full screen, you can shrink it and return Home.

Hold both hands open symmetrically and you will see hints appear onscreen.

"Grip" when the tabs appear onscreen and pull your closed hands together to shrink the window and return home.

Restore a game or app to fullscreen

Go full screen from Home by holding your hands open and uniformly outstretched and "gripping" the sides of the current window.

Move your hands apart to go full screen.



- 1 Make sure you have calibrated Kinect. Start audio calibration from "Settings" → "Kinect" → "Kinect doesn't hear me".
- 2 Pause for a second before saying each command so that Kinect knows you're not mentioning Xbox as part of a side conversation.
- 3 Say Kinect voice commands using your normal speaking voice and speech pattern, don't raise your voice.
- 4 Once you've learned a voice shortcut you can say it all at once. For example, say "Xbox go Home" without extended pauses.
- 5 You can always say "Xbox select" to see the commands available on the screen.

Voice Shortcuts

Xbox on	Wakes up Xbox One, turns on television and cable/satellite set-top box
Xbox turn off	Puts Xbox One to sleep/off, can turn off television and cable/satellite set-top box
Xbox	Shows menu of global voice shortcuts and then say "more shortcuts" to see the full list
Xbox select	Shows voice commands on the screen Everything in green text can be spoken

Stop listening	Dismisses voice commands on the screen in that moment.
Xbox help	Shows help for the current app
Xbox use a code	Triggers Kinect code scanning for QR codes
Xbox show notification	Opens the notification center and shows the most recent notification
Identity	
Xbox sign in/out Xbox sign in as [person]	Signs in/out an Xbox Live member
Gaming	
Xbox record that	Records the previous 30 seconds of gameplay
Xbox invite	Launches the Party app in Snap mode
Volume	
Xbox volume up/down Xbox mute/unmute	Controls volume of TV set
Navigation and Multitasking	
Xbox go Home Xbox show my stuff	Returns to Home
Xbox go to [game or app]	Launches an installed game or application
Xbox show menu	Opens the game's or app's menu, just like pressing the Menu button on the controller
Xbox go back	Returns to previous screen
Xbox Snap [app]	Launches app in Snap mode
Xbox unsnap	Unsnaps app from Snap mode

Xbox switch	Switches focus between the two apps on the screen
Xbox Bing	Launches Bing and searches for games, music, movies, and TV shows
Communication	
Xbox Skype [person]	Shows details for a contact in your Skype favorites list on your Xbox One
Xbox call [person]	Starts a video call, must be a person from your Skype favorites list
Xbox answer/answer without video	Answers incoming Skype call
Xbox hang up	Ends Skype call
Xbox send a message	Sends message to your Xbox Live friends
TV	
Xbox watch TV	Launches cable or satellite TV from set-top box
Xbox watch [channel]	Changes cable or satellite TV to a recently watched or favorite channel
Xbox show guide Xbox OneGuide	Launches the OneGuide
Transport Controls	
Xbox play/stop/pause/fast forward/rewind/faster/slower/skip forward/skip backward/next song/previous song	Transport controls for media playback, play and pause also work for gameplay
Xbox play music	Resumes playing most recent song in Xbox Music